




SHARPCUT

SHARPCUT PRO DIGITAL CUTTING SYSTEMS
FOR GRAPHIC SIGNS AND TEXTILE FINISHING

New

YOU PRINT
WE CUT



SHARPCUT PRO SX1732

- Increased Cutting Speeds
- Increased Acceleration
- Triple Interchangeable Tool Head
- Vision Registration, Camera & Software



• Versatility • Speed • Price
The Perfect Combination

AFFORDABILITY MEETS PRODUCTIVITY

SHARPCUT PRO SERIES DIGITAL CUTTING SYSTEMS

FOR DIGITAL PRODUCTION OF:

Graphics

2-Dimensional signs, decals, banners, outdoor exhibits and intricate lettering can all be knife cut or routed within minutes.

Displays & POP's

3-Dimensional displays produced by contour cutting, trimming, routing and creasing for both rigid and flexible media.

Packaging

Short production runs of corrugated board, folding carton, and foam board are produced easily with automatic cutting and creasing material such as paper board, chipboard, micro-flute, honeycomb and much more.

Textile/Fabric

Cutting textiles, fabrics and other fibrous materials can be done with the Sharpcut's motorized fabric cutter.

Optional

The Sharpcut is available with a conveyor belt for automatic loading to increase productivity.



TRIPLE INTERCHANGEABLE TOOL HEAD

- Optional fixed router plus two interchangeable tool positions for cutting tools and creasing wheels.
- Computer indicates proper tool for each job.
- Optional add-on tools for cutting and creasing are available to customize work flow.
- The router debris collector includes a spring loaded hold-down foot that prevents media shifting while routing (especially helpful when routing small pieces).

VISION REGISTRATION

The Sharpcut, powered by Colex Cut Center can read a wide range of registration marks including circles, squares, corners, and the material edge.

Colex Cut Center 8 – Features & Benefits:

- 40+ File format support
- Material Library
- Over cut Compensation
- Automatic Bridging
- Scaling & Distortion Correction
- 3.1Mp CMOS Registration Camera

VACUUM SYSTEM

- Energy Efficient Vacuum System
- Independent Vacuum Zones (1.5kw each)
- Industrial Vacuum Motors for longevity

ROBUST CONSTRUCTION

- The Colex Sharpcut Flatbed cutting table is constructed with a one-piece steel welded frame. This guarantees cutting of roll media and rigid boards to deliver clean, smooth edge quality.
- All movements (X,Y,Z,W) are powered by the latest technology of Panasonic Servo Motors.
- The gantry is made out of an Aerospace aluminum alloy, robust enough to accommodate the optional 3HP or 5HP Router.
- Helical rack and pinion drive for reliability, long life, and cost efficient maintenance.
- Designed and assembled in Elmwood Park, New Jersey.

WE FINISH

- | | |
|----------------|--------------------|
| Foam Board | Paper/Card Stock |
| Gator Foam | Honey Comb Board |
| Styrene | Vinyl |
| PVC/PVC Foam | Aluminum |
| Wood/MDF | Canvas |
| Textile/Fabric | Acrylic/Plexi |
| Coroplast | Aluminum Composite |
| And more.... | |





ROLL MEDIA FEEDER

Included with all conveyor models.
Optional Manual Roll Feeder available
for Standard models



AUTOMATIC BOARD FEEDER & PALLET TABLE

The automatic board feeder is designed to load semi rigid to rigid boards from the pallet table onto the conveyor belt. It is designed to work with a large array of material sizes and thicknesses. The pallet table will automatically maintain the material height. It drops down to 6" height for easy loading and unloading.

Available on Conveyor Models Only.

COMPATIBLE SOFTWARE (OPTIONAL)

- CAD & Graphic Design Systems
- 3D Routing Software
- 2D Engraving Software
- Packaging Design
- And More

COMPUTER STAND & WINDOWS 10 SOFTWARE INCLUDED

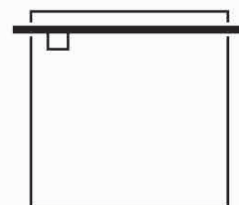
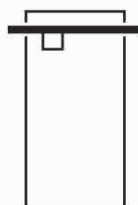
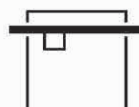
COLEX SHARPCUT FLATBED CUTTER MODELS

SX1717
5.5' X 5.5'

SX1732
5.5' x 10.5'

SX3216
10' x 5'

SX3232
10' x 10'



SPECIFICATION	SX1717	SX1732	SX3216	SX3232
Working Area	67" x 67"	67" x 126"	126" x 64"	126" x 126"
Machine Dimensions	98" x 90"†	98" x 148"†	158" x 90"†	158" x 150"†
Tool Head	Triple Interchangeable Tool Head	Triple Interchangeable Tool Head	Triple Interchangeable Tool Head	Triple Interchangeable Tool Head
Camera	Industrial 3.1Mpixe	Industrial 3.1Mpixel	Industrial 3.1Mpixel	Industrial 3.1Mpixel
Vacuum System	4 Zone (5 kWatt)	6 Zone (7.5 kWatt)	6 Zone (7.5 kWatt)	16 Zone (20 kWatt)
Rapid Speed	50 IPS/76 m/min	80 IPS/122 m/min	41.6 IPS/63.5 m/min	41.6 IPS/63.5 m/min
Acceleration	.86 G	.86 G	.52 G	.52 G
Bridge Clearance	4.0"	4.0"	4.0"	4.0"
Max. Cutting Thickness	2.5"	2.5"	2.5"	2.5"
Recommended Floor Space	14" x 14"	14" x 18"	19" x 14"	19" x 19"
Machine Weight	3,000 lbs*	3,500 lbs*	4,000 lbs*	5,400 lbs*

*Add 500 lbs for a Conveyor Model

† Add 18" for a Conveyor Model



55-57 Bushes Lane • Elmwood Park, NJ 07407 • USA

P: (201) 265-5670 • F: (201) 265-7093

E: sales@colex.com • www.colex.com