



Introduction of
EZ-Print 600 Auto Visual Positioning UV Inkjet Printer with Conveyor

Application

The revolutionary **EZ-Print 600 Auto Visual Positioning UV Inkjet Printer with Conveyor** is a printing machine that integrates UV inkjet printing technology and a visual positioning system.

The visual positioning system in EZ-Print 600 utilizes cameras and sensors to capture and identify the position and attitude of the media, which is calculated by algorithms and fed back to the control system to achieve accurate positioning of the media. It can assist in controlling the position of the print head by recognizing datums or markers to ensure printing accuracy and consistency.


With the introduction of visual positioning technology, mass printing production is no longer limited to a fixed template and can flexibly respond to a variety of complex and variable printing needs. The use of conveyor belt contributes to increased productivity and reduced downtime. The application of visual positioning system and conveyor realizes large-scale visual positioning and printing through the moving platform, reduces the possibility of human error, and improves the stability and reliability of production.

The machine EZ-Print 600 can be widely used in a variety of fields that require high-precision printing, such as cell phone cases, badges, labels, toys, gifts and so on, and ensures reliable 24/7 continuous operation.



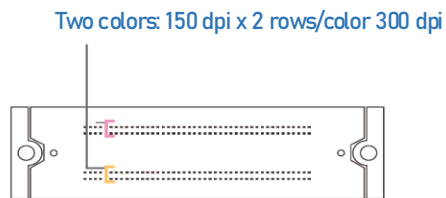
» Specifications

Print Head	Ricoh MH5320 (GEN6) industrial piezo print head x 4
Color Configuration	CMYK + W + Varnish
Ink Type	Rigid UV curable ink
Ink Cartridge Capacity	1L bottle
Ink Supply System	Negative Pressure System (NPS) with automatic ink supply
Print Resolution	720 x 2,400 dpi max
Print Speed	4 pass: 34 sqm / h 6 pass: 23 sqm / h 8 pass: 19 sqm / h
Position System	High definition CIS visual positioning system
Print Area (W x D))	600 mm x Unlimited
Camera Resolution	1,200 dpi
Camera Scanning Speed	1,500 mm/s max
Camera Scanning Accuracy	+/- 0.05 mm
Maximum Media Thickness	126 mm
Media Suction	Vacuum suction
UV Method	Dual LED-UV lamps with water cooling system, 2kw in total
Power	Single-phase AC220V, 50/60Hz
RIP Software	Flexi Print
Operational Environment	Temperature: 18- 30 °C (64 - 86 °F). Humidity: 40 - 80% Rh (Non condensing)
Dimensions (W x D x H)	2,355 x 2,345 x 1,570 mm
Machine Weight	700 kg




High Performance Inkjet Print Heads

- EZ-Print 600 is powered by Ricoh latest grayscale piezoelectric print head MH5320 (GEN6) . A minimized 5pl droplet size and improved jetting accuracy yields excellent print quality without graininess. With 1,280 nozzles configured in 4 x 150 dpi rows, this head achieves high-resolution 600 dpi printing. Greyscale features a maximum frequency of 50kHz, allowing for increased productivity.



Negative Pressure Ink Supply System

- The negative pressure ink supply system comprises a primary ink cartridge, secondary ink cartridge, a jet head, and a negative pressure ink cartridge assembly arranged between the secondary ink cartridge and the jet head.
- The system creates a low-pressure environment within the ink cartridge, facilitating consistent ink flow and distribution for accurate and uniform printing.




High-Precision Visual Positioning System

- EZ-Print 600 is designed with a high-precision CIS visual positioning and large-scale graphic visual recognition system. The camera with max resolution 1200dpi can scan the product images with 1:1 output and no distortion.
- A new subpixel detection algorithm achieves an ultimate accuracy of 0.05mm, meeting the requirements of high-precision printing.



Rapid Mass Production

- The visual positioning system eliminates the need for printing positioning frames and lines. With one click navigation and template matching, it can achieve 360 ° arbitrary placement of media. The machine EZ-Print 600 can not only automatically identify and position the media, but also realize large-scale visual positioning and printing through the moving platform.




➤➤ Magnetic Levitation Linear Motor

- The magnetic levitation technology is a new breakthrough in the UV printing industry. The obvious feature of magnetic levitation is to greatly reduce the noise of the equipment scanning and printing movement, compared to traditional transmission methods, magnetic levitation can carry a higher speed of movement, but also to solve the problem of wear and tear of parts brought about by the form of belt drive.
- Working noise reduced by 25%
Print speed increased by 20%
Long trouble-free working hours



➤➤ Precision Linear Guide Rails

- The guide rails (THK) and beams provide a smooth, stable movement path for the print head carriage. Precision linear guide rails maintain tight tolerances and dampen vibrations. They ensure consistent, smooth motion of the print heads across the media.



➤➤ High-Grade Cable Tow Chain

- Fully closed two-layer cable tow chain effectively protects ink tube and cables.


Static Eliminator

- The machine is equipped with a static eliminator, which can eliminate static efficiently and reliably from printer and the media. Guarantee the high precision output.



Auto Lifting Ink Capping Station

- Driven by motor, the station accurately controls the position of capping, intelligently protect the print head.



Auto Wiper System

- Auto wiper system protects print heads and prolongs life.

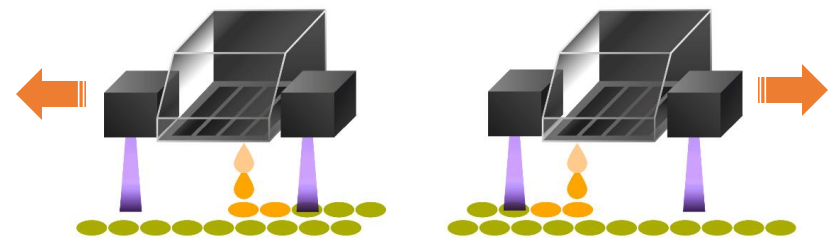
Auto Media Height Sensor System

- The media height sensor smartly detects and gauges the distance between the loaded media and the print heads. This advanced feature provides valuable assistance to customers by helping them accurately set the proper print height. Automatic media height detection simplifies the printing process, ensuring that the printer maintains an optimal distance from the printing surface.



Dual Energy-Efficient UV-LED lamps


- EZ-Print 600 enables bi-directional printing with UV-LED lamps on both sides of the print head carriage. Two UV-LED lamps, one of which moves, ensure instant curing of inks.



Safety Operation with CE


➤➤ Vacuum Suction Conveyor Belt

- The vacuum suction conveyor belt hold the media steady to ensure stable visual scanning and printing. The vacuum system can be turned ON/OFF easily from the control panel by a button.




➤➤ Conveyor Belt Deviation Correction

- The conveyor belt has a deviation correction function and cooperates with the suction function of the printing platform to ensure accurate printing position.



➤➤ Print Heads Collision Prevention Sensor

- Print heads are equipped with a smart collision prevention sensor system. When print head carriage crashes, the smart sensor switches on to stop carriage at once, preventing print heads from collision.




➤➤ Industrial Servo Motors

- High performance of industrial servo motors provide excellent control of the movement of the shuttle.

➤➤ Lack Ink Alarm System

- When the ink volume is low, the alarm LED will light up.



➤➤ Side Location of Ink Cartridges

- Side location of ink cartridges allows ink replacement without having to open the cover



FEATURE PRODUCTS



Spinner-SP2

UV Inkjet Printing Machine with 2 stations



Spinner-SP4

Rotary Cylindrical Inkjet Printer with 2 workstations



EZ-Print 600

Auto Visual Positioning UV Inkjet Printer with Conveyor



EZ-Plasma

Pre-Treatment Machine



EZ-Fab

DTG-2 Direct to Garment / DTB-2 Direct to Bag Printer



AS2-8

2-8 Colors Rotary Screen Printing System



20+

year experience

50+

engineers and technicians

100+

patents globally

Email: info@attoinkjet.com
Website: www.attoinkjet.com