





## SPEC SHEET

# HF2981 Manual Tab Guillotine

With electric guide positioning.



### TAB STYLES AVAILABLE

HF2981/15	HF2981/90	HF2981/RC	HF2981/IDRC12.7/15
15° Angle  Up to 18mm	90° Angle  Up to 18mm	Round Corner  Up to 18mm	Inclined Double Round Corner  12.7 or 15mm

### DESCRIPTION

This manual tab cutter allows you to create your tab dividers in-house quickly and easily. Ideal for small runs or mock ups, it can cut between 10-15 sheets and between 2 and 31 dividers with minimum effort needed.

With electric guide positioning, accuracy is guaranteed.

The tab die is fixed on this particular model the range of tab styles is shown in the table above.

FEATURES	BENEFITS
Manual cutting with minimum effort needed.	Good accuracy ideal for short runs and mock ups.
Can cut 10--15 sheets in a single stroke.	Cuts down on repetitive work.
Can cut 180, 250, 500 gsm and also cardboard & polythene.	Makes this versatile machine, ideal for many different applications.
Electric paper guide positioning.	Very easy and quick to set-up with little or no training necessary.
Tab depth up to 18mm (except inclined double round corner 12.7 or 15mm).	Ideal for creating thicker documents quickly.
Can be used as a normal guillotine max. length 320mm	Can also be generally around the office or for other square cut small run jobs.

### TECHNICAL SPECIFICATIONS

Max width	297mm (A4)
Number of tabs	2 -31
Max number of sheets	10-15 (80gsm)
Machine Size	450 x 580 x 300mm
Weight	10 kg
Power	220 V