



F Series™

Professional flatbed
finishing systems

www.SummaAmerica.com



F SERIES™

DISCOVER OUR F SERIES AND FIND THE SIZE THAT FITS YOU BEST

With the F Series, Summa offers a cutting product line based on 30 years of expertise building the world's very best cutting plotters. These advanced engineered flatbed cutting tables are capable of cutting sheet and rigid materials as well as roll stock.

The multi-functional head can hold up to three tools at once. Changing tools can be done quickly and easily. Automatic tool recognition, combined with digital and mechanical depth and/or pressure control, ensures precision cutting on a wide variety of materials.

The F Series base unit comes standard equipped with the Drag Knife Module and Summa's revolutionary optical camera marker recognition system for unbeatable contour cutting accuracy. Multiple material-handling options assure optimal efficiency, whether cutting printed, flexible or rigid substrates.

An ever-increasing arsenal of optional add-ons further expand the capabilities of the F Series, allowing for a custom-tailored machine to fit your specific workflow perfectly.



MEET THE F3232 & F3220

Especially developed to meet customers' needs and to further improve the synergy between large format digital printers and Summa finishing flatbed systems.

With a media width acceptance of 10' 5" (3.2 m), both flatbed finishing sizes can handle all common, popular print sizes with utmost ease and accuracy. A print and cut workflow fitting seamlessly into each other is yours to enjoy!



Find a complete overview of the Summa F Series on page 14.

ONE MACHINE, COUNTLESS POSSIBILITIES



MULTI-FUNCTIONAL HEAD

The multi-functional head holds up to three modules at once. The central unit houses a LED pointer and an integrated camera system for fast and accurate contour cutting mark recognition.

Drag Module ⁽¹⁾

The Drag Module is a module which allows you to make notations with pens ^(A) or kiss cut a wide range of materials with a pressure up to 600 grams of downforce, using a drag knife ^(B).



Tangential Module ⁽²⁾

The powerful Tangential Module offers a vertical force of 10 kg and corresponds to a wide range of matching tools. Each of the many and varied tools has a barcode ID, which ensures automatic recognition and parameter settings.

Routing Module ⁽³⁾

The Routing Module is capable of milling most widely-used solid boards in the graphic and sign industry, such as hard foam PVC, acrylic and aluminum covered boards. The Routing Module also includes a vacuum cleaning kit to remove the chips and dust.

Note: the vacuum cleaner is an optional accessory.

High Torque Rotary Module ^{NEW (4)}

The High Torque Rotary Module has a controlled, decagonal, tangential knife and is capable of cutting all kinds of textiles. Thanks to the extra rotational power, the HT RM can cut tougher and thicker substrates, which makes it utmost suitable to cut banner material (PVC coating).



Tools available for the Tangential Module

For each application, a corresponding tool can be installed.

1 The **Kiss-Cutting Tool** is able to kiss-cut the most demanding roll materials with incredible force and accuracy.

2 The **Single Edge Cutout Tool** is designed for detailed cutting through materials up to 6 mm thick.

3 The **Double Edge Cutout Tool** ensures minimal wear when cutting through rigid materials up to 5 mm thick.

4 The **Heavy Duty Cutout Tool** is suitable for cutting through thicker material up to 15 mm thick.

5 The **Creasing Tools** are designed in several radius sizes and depth configurations to create folds in a variety of materials.

6 The **V-Cut Tools** are designed in several angles to allow a V-shaped groove to be cut out of thick material.

7 The **Electronic Oscillating Tool (EOT)** is designed for cutting through material up to 10 mm thick and light weight material up to 18 mm thick.

8 The **Pneumatic Oscillating Tool (POT)** ^(A) is designed to cut through thicker, stronger and more rigid material up to 25 mm thick. The **Pneumatic Oscillating Tool-L (POT-L)** ^{NEW (B)} is designed to cut thick, soft material with a minimum thickness of 20 mm and a maximum thickness up to 42 mm.



ONE MACHINE, MANY FUNCTIONS

No other machine can match the versatility and adaptability of the Summa F Series. Its robust construction, accuracy and multi-functional head allows you to install up to three tools simultaneously from a wide range of options, making countless applications possible. Since the tools and modules can be added at any time, upgrades are easy and cost-effective.

TANGENTIAL MODULE

The powerful Tangential Module offers a vertical force of 10 kg and a horizontal force of 20 kg and corresponds to a wide range of matching tools. Each of the many and varied tools has a barcode ID, which ensures automatic recognition and parameter settings. Also, multiple Tangential Modules can be added into the multi-functional head to allow multiple jobs to be assigned to a single machine, such as creasing and cutting, without having to remove modules.



1 Kiss-Cut Tool

With mechanically-controlled knife pressure, this tool is specifically designed for kiss-cutting material down to its liner up to 1.2 mm thick. This tool also includes an adjustable nose piece for precise depth control.



Ideal for cutting



1. Paper < 200 gr
2. Adhesive vinyl / Sandblast material
3. Window film
4. Magnetic material
5. Adhesive PVC banner vinyl

Blades

390-534 - Tangential Knife 36°
Max cutting thickness - 0.25 mm

390-550 - Tangential Knife 60°
Max cutting thickness - 1.2 mm

390-551 - Tangential Double Tip Knife 36°
Max cutting thickness - 0.25 mm


390-560 - Tangential Knife 45° wedge 40/25°
Max cutting thickness - 1 mm

2 Single Edge Cutout Tool

The Single Edge Cutout Tool is designed for detailed cutting through material up to 6 mm thick. A spring-loaded gliding disk allows cutting of very precise details and can be fixed at a set depth.



Ideal for cutting



1. Paper < 200 gr
2. Cardboard 300-500 gr
3. Adhesive vinyl
4. Hard foamboard <= 2 mm
5. Polypropylene <= 1.2 mm
6. Polycarbonate <= 0.6 mm
7. Adhesive PVC banner vinyl
8. Magnetic material

Blades

500-9801 - Single Edge Cutout Knife 65°
Max cutting thickness (with gliding disk) - 6 mm
Max cutting thickness (without gliding disk) - 6 mm


3 Double Edge Cutout Tool

The Double Edge Cutout Tool ensures minimal wear when cutting through rigid material up to 5 mm thick.

Again, a spring-loaded gliding disk allows cutting of very precise details and can be fixed at a set depth.



Ideal for cutting



1. Paper < 200 gr
2. Cardboard 300-500 gr
3. Adhesive vinyl
4. Adhesive PVC banner vinyl
5. Reflective sheeting
6. Hard foamboard <= 1.2 mm
7. Polypropylene <= 1.2 mm
8. Polycarbonate <= 0.6 mm
9. Magnetic material

Blades

500-9802 - Double Edge Cutout Knife 50°
Max cutting thickness (with gliding disk) - 3 mm
Max cutting thickness (without gliding disk) - 3 mm

500-9803 - Double Edge Cutout Knife 60°
Max cutting thickness (with gliding disk) - 5 mm
Max cutting thickness (without gliding disk) - 5 mm


500-9804 - Double Edge Cutout Knife 50° Burr-Free
Max cutting thickness (with gliding disk) - 3 mm
Max cutting thickness (without gliding disk) - 3 mm

4 Heavy Duty Cutout Tool

The Heavy Duty Cutout Tool is suitable for cutting through thicker material up to 15 mm thick.



Ideal for cutting




1. Cardboard 300-500 gr
2. Adhesive vinyl
3. Adhesive PVC banner vinyl
4. Corrugated plastic <= 5 mm
5. Hard foamboard <= 1.2 mm
6. Polypropylene <= 1.2 mm
7. Polycarbonate <= 0.6 mm
8. Foamboard with paper <= 5 mm
9. Varnish blankets

Blades

500-9807 - Heavy Duty Cutout Knife 45° - 90°
Max cutting thickness - 15 mm

5 Creasing Tools

Several Creasing Wheels, designed in different depths and radius sizes, are available for creasing and scoring paper, cartons, polypropylene and PVC material.




6 V-Cut Tools

The V-Cut Tools are available in 5 angles and are designed to cut a V-shaped groove in rigid sandwich and foam composite boards up to 27 mm thick, depending on the material's density.



7 Electronic Oscillating Tool EOT

Ideal for cutting soft and medium density materials such as corrugated board and foam up to 18 mm thick. The Electronic Oscillating Tool is driven by an electric motor, producing up to 12,000 rpm and moves a knife up and down over a stroke of 1 mm.

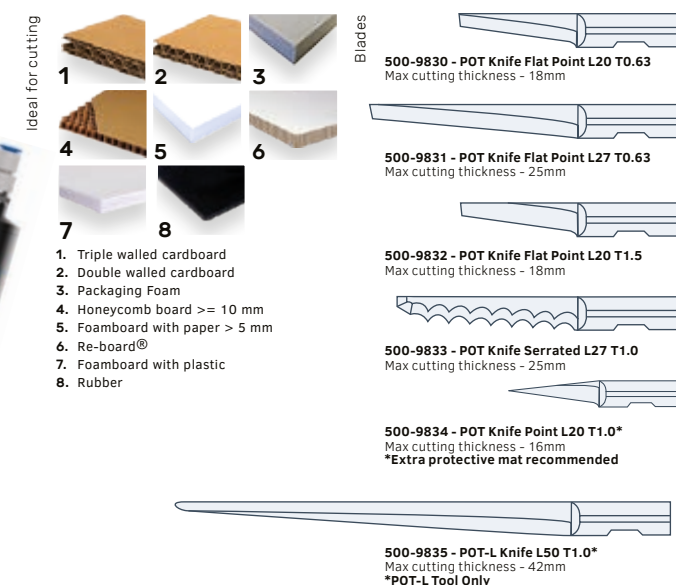


8 Pneumatic Oscillating Tool POT / POT-L NEW

The Pneumatic Oscillating Tool (A), powered by compressed air, moves its knife up and down over a stroke of 8 mm.

The Pneumatic Oscillating Tool-L (POT-L) NEW (B) is an addition to the standard POT and is used with a Longer type of knife. The POT-L is able to process thick, soft foams with a maximum thickness up to 42 mm.

The robust construction of the tool makes it suitable to cut thick material, such as honeycomb board, corrugated board and foam board.



Video available on
www.SummaAmerica.com/video/pot-l

DRAG MODULE

The Drag Module makes notations with pens or kiss-cuts a wide range of material with a pressure of 600 grams of downforce, using a drag knife.

Identical to the Tangential Module, multiple Drag Modules can be added into the multi-functional head to allow both kiss-cutting and drawing without the need to remove modules.



1 Drag Knife Tool

The Drag Knife Tool is specifically designed for fast kiss-cutting a wide range of material.

With 600 g of force, this tool is ideal for cutting through a wide range of adhesive vinyls.



Ideal for cutting



1. Paper < 200 gsm
2. Adhesive vinyl
3. Adhesive PVC banner vinyl

Blades

391-231 - Drag Knife - 60°
Max cutting thickness - 0.6 mm

391-358 - Drag Knife - 55°
Max cutting thickness - 0.8 mm

391-360 - Standard Knife 36°
Max cutting thickness - 0.25 mm

2 Pen Tool & Universal Pen Holder Tool

Attached to the Drag Module, this fast and accurate tool allows precise drawing on a range of materials, using either our own brand of fiber tip pens or a variety of third-party pencils and pens in a multitude of sizes and diameters, using the Universal Pen Holder Tool.



Ideal for cutting



1. Paper < 200 gsm
2. Adhesive vinyl
3. Adhesive PVC banner vinyl

Pens

MP06BK - Fibre Tip Pen - Black

395-430/395-431 Roller Ball Pen Black / Blue

Pen holder



Universal Pen Holder / Black
accepts pen/pencils from 6.5 mm to 10 mm in diameter



Universal Pen Holder / Copper
accepts pen/pencils from 9.5 mm to 11 mm in diameter

HIGH TORQUE ROTARY MODULE ^{NEW}

The High Torque Rotary Module on the Summa F Series is driven by an electronic motor and is capable of handling all kinds of textiles. Thanks to extra rotational power, the HT RM is also able to cut tougher and thicker substrates, such as banner material.


In general, the vacuum table has less grip on textiles. However, the Rotary Knife produces minimal horizontal forces, ensuring the material stays in place. Consequently, also extremely porous material can easily be processed with the HT RM.

The module is compatible with all existing F Series installations.

Video available on www.SummaAmerica.com/video/htrm



Ideal for cutting

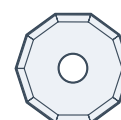


1. Fleece
2. Felt
3. Packaging Foam
4. Foam <= 5 mm
5. Synthetic Textiles
6. Technical Textiles

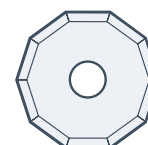
Decagonal Knives



500 - 9860 Decagonal Knife D25
Max cutting thickness - 1.5 mm



500 - 9861 Decagonal Knife D28
Max cutting thickness - 3 mm



500 - 9862 Decagonal Knife D32
Max cutting thickness - 5 mm

ROUTING MODULE

Standard Router

The Standard Routing Module on the Summa F Series has a 1 kW motor, capable of handling most solid boards in the graphic and sign industry. Hard foam PVC, acrylic and aluminum covered foam boards as well as other materials, such as wood and MDF can be processed.

HF Router (High Frequency Router)

The HF Routing Module is equipped with a high-frequency spindle and a higher power output, which allow higher processing speeds. The utmost balanced, high-frequency spindle provides for a much smoother finishing of rigid substrates. The bit is pneumatically controlled and can be replaced manually in a fast and simple way. This maximizes productivity of the cutter when processing, for instance, acrylics, wood and plastics.

The Routing Modules for the F Series allocate slots 2 and 3 of the head. Slot 1 remains free for another tool. Of course, the modules can easily be attached to the mounting pole when not in use, making the two slots available again for other modules and tools. The modules are compatible with existing installations with a 3-phase power connection. Summa GoProduce can drive the modules without the need to purchase any additional software upgrades.


Video available on www.SummaAmerica.com/video/hf-router



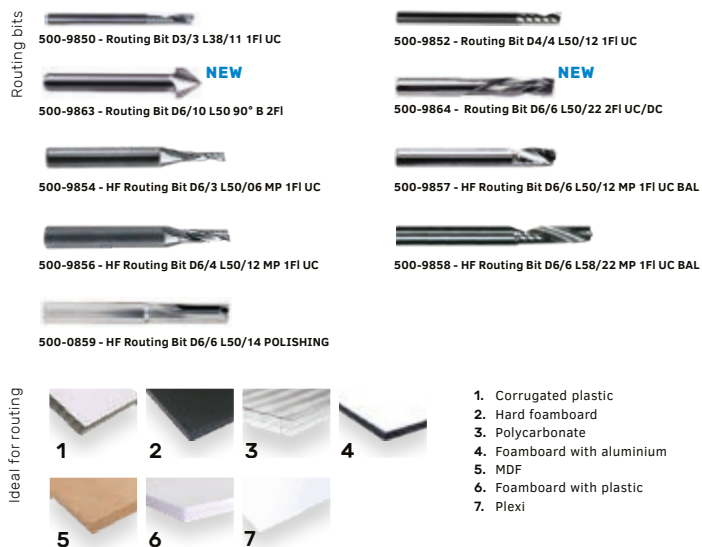
GANTRY



STANDARD ROUTING MODULE



HF ROUTING MODULE




Both Routing Modules come with a vacuum cleaning kit to remove unwanted chips and dust. The kit includes a brush assembly, host and mounting pole (gantry). The vacuum cleaner is an optional accessory.

AUTOMATED DEPTH CONTROL / ADC

The Automated Depth Control (ADC) simplifies tool, knife or bit changes significantly. The ADC measures the tip of the knife or bit accurately and sets the down position of the tool to the level of the table.

When starting up the unit or after a tool change, all installed tools are measured to detect changes and avoid operator errors. The measurement only takes a few seconds and provides for a swift tool change. On all tangential controlled tools, the ADC can also detect the tangential calibration values (Origin, Lat and Long). This ensures the best settings can always be used to get the most optimal cut quality.

Video available on www.SummaAmerica.com/video/adc



TOOL APPLICATION OVERVIEW TABLE

Recommended

Alternative

CARDBOARD MATERIALS

Paper < 200 gsm
Cardboard 300-500 gsm
Corrugated B flute (3 mm)
Corrugated C flute (4 mm)
Corrugated BC flute (7 mm)
Corrugated E flute (1.5 mm)
Honeycomb board < 10 mm
Honeycomb board >= 10 mm
Re-board® 10 mm
Re-board® >= 10 mm

ROLL MATERIALS

Adhesive vinyl
Adhesive PVC banner vinyl
Banner Vinyl
Sandblast material
Reflective sheeting
Window film

SYNTHETIC MATERIALS

Corrugated plastic <= 5 mm
Corrugated plastic > 5 mm
Hard foamboard <= 2 mm
Hard foamboard > 2 mm
Polypropylene sheets <= 1.2 mm
Polycarbonate <= 0.6 mm
Polycarbonate > 1 mm
Plexi

FOAMBOARD

Foamboard with paper <= 5 mm
Foamboard with paper > 5 mm
Foamboard with plastic
Foamboard with aluminium

WOOD

MDF

SPECIAL MATERIALS

Magnetic
Varnish blankets
Gasket
Foam
Textiles (Coated-Uncoated)
Rubber



Drag knife



Kiss Cut + standard knife



Kiss Cut + 390-560 knife



Kiss Cut + 390-550 knife



Single Edge



Double Edge



Heavy Duty



Electronic Oscillating Tool



Pneumatic Oscillating Tool



Pneumatic Oscillating Tool-Long

* min. thickness 20 mm



V-Cut 0°
500-9340

V-Cut 15°
500-9341

V-Cut 22.5°
500-9342

V-Cut 30°
500-9343

V-Cut 45°
500-9344



Creasing Tool
D25 R3 W8
500-9325

Creasing Tool
D25 R1.5 W8
500-9326

Creasing Tool
D25 R0.75 W1.5
500-9327

Creasing Tool
D15 R0.35 W0.7
2pt
500-9328

Creasing Tool
D15 R0.17 W0.35
1pt
500-9329

Standard
Routing ToolHF
Routing Tool

High Torque
Rotary Knife

[illegible]

[illegible]

--	--	--	--	--

--	--	--	--	--

156

10

Blank lines for notes

18 of 20

10

Page 10 of 10

110


100

MEDIA HANDLING HAS NEVER BEEN EASIER

VACUUM TABLE

Vacuum Pump / F1612 ONLY

The Vacuum Pump with sound absorber holds the material in place during the job while the Selector adjusts the vacuum automatically to match the working area.



ZONES / F1330, F1832, F2630, F3220, F3232

The working area of the larger flatbed systems can be divided into different zones, so the vacuum can be optimized to process smaller jobs, as well. Each zone can be activated and deactivated automatically.

F Series	F1330	F1832	F2630	F3220	F3232
Zones	6	8	12	7	14

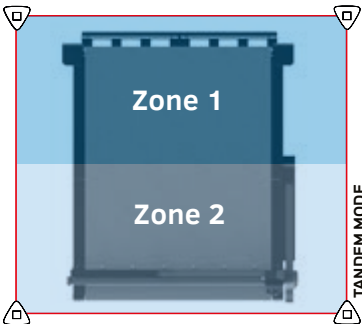
MEDIA TRANSPORT

Conveyor System & Media Advance Clamps

The Conveyor System allows you to cut, crease and annotate large lengths of (flexible) material to large production runs. Pneumatically-driven media advance clamps hold the material down while pulling it forward to work continuously in panels or multiple jobs.

Roll Support System

In combination with the Conveyor System and the Media Advanced Clamps, the Roll Support System is ideal for processing roll material on all the Summa Flatbed Systems. The Roll Support System of the F2630 consists of two parts, so two smaller rolls can be loaded next to each other to maximize the workload of the machine.



TANDEM MODE / F1330, F1832, F2630, F3232

By using the front zones and rear zones alternately, the Tandem Mode leads to significant increases in productivity.

With the Tandem Mode, the active working area on the flatbed can be divided into front and back processing areas, which enables the user to load and unload material on one end of the table while cutting material on the other end of the table. This will avoid idle periods during the processing of material, which will add significant value to the overall workflow.

Video available on www.SummaAmerica.com/video/tandem-mode

OPERATOR ZONE

With this new feature the F Series' working area can be divided into two separate zones, a cut only zone and an Operator Zone. The included Conveyor System makes sure all cut material, processed in the cut zone, is fed forward to the operator zone automatically. As the cutting head doesn't move any further than the cut only zone, the operator can then attend to the processed material safely at the front of the machine (the operator zone).

The Operator Zone is especially developed to optimize your workflow in one swift motion. Because of its user-friendliness everyone can use this included feature in order to boost their productivity and save lots of precious time!

Video available on www.SummaAmerica.com/video/operator-zone



POSTER TRIM

A new feature, called Poster Trim, ensures posters can be cut without the need of any cutting data information. The built-in camera system of the F Series will detect the edges of black printed frames automatically and will start to cut immediately, without operator intervention. The Poster Trim functionality is the ideal way to make sure your posters are cut rapidly and accurately with a minimum of manual actions.


▶ Video available on www.SummaAmerica.com/video/poster-trim



SAFETY PACK

A laser beam system surrounds the flatbed and controls this defined area for external movement. When the laser beams are interrupted, either intentionally or deliberately, the cutting process will be paused. By means of a simple action of the operator the cutting process can be resumed without loss of data.

The flatbed is also equipped with four emergency stops, which will fully interrupt the cutting process, if necessary. This guarantees the safety of the operator and bystanders.



MEDIA OPTIONS / F1612 ONLY

Basket

The Basket is a handy accessory to reduce the media handling time, thus optimizing your workflow. The F1612 can automatically process several feet of material while the basket is capturing the cut-out vinyl and/or waste material.

Roll-Up

When Kiss-Cutting / The Roll-up system allows you to wind the material back on a roll after it has been cut. This allows the F1612 to work unattended, while keeping the work floor neat and clean.

When cutting through / In combination with the Basket or Extension Table a workflow can be set up, where the Roll-up takes care of the waste matrix while the operator collects the cutout material. The winded roll is also easily accessible for trolleys or other tools in order to handle heavy rolls.

Extension Tables

The sturdy, foldable Extension Tables can be placed in front and at the back of the F1612 and can be adjusted to the correct height. This way, board material longer than the F1612 working area can be processed. With the extension tables you can use the **Continuous Sheet Feed** feature. This enables the user to load and unload material while cutting. This will avoid idle periods during the processing of material, which will add significant value to the overall workflow.

▶ Video available on www.SummaAmerica.com/video/continuous-sheet-feed



Conveyor Extension NEW

Thanks to the conveyor extension, the F1612 makes light work of cut designs, that are much larger than their actual cutting area. Once the first part of the job is completed, the conveyor moves the cut material to the extended front where it can be removed easily and safely, while the machine is cutting the next part. This minimizes downtime considerably. *Note: All existing F1612 units in the field can be upgraded with the extension.*

▶ Video available on www.SummaAmerica.com/video/conveyor-extension

TWIN™ WORKFLOW

The **Twin™** Workflow is designed to maximize productivity with flexibility: at the core of this innovating cutting solution is a Summa F Series flatbed (F1612) and a Summa S Class 2 OPOS CAM roll cutter (S2TC160). By using the strength of both machines, the **Twin™** Workflow allows the processing of a job initiated on a Summa S Class 2 roll cutter (kiss-cutting) and to finish the job on an F1612 flatbed cutter (cutting through). Both machines use the same cut-data and read the same marks by utilizing the built-in camera on each of the cutting systems.

With the **Twin's™** smooth integration into the existing workflows will further contribute to the customer's Productivity, Performance and Profitability!

▶ Video available on www.SummaAmerica.com/video/twin



SUMMA GOSUITE SOFTWARE PLATFORM

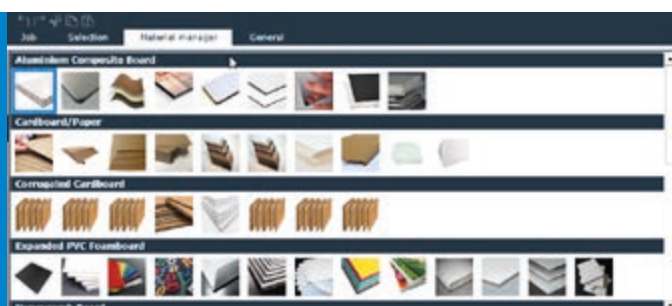
The Summa GoSuite software platform has been developed to enable users to make the most of their print and cut workflow. With the Summa software, operators, designers and business owners, can easily process and analyze complex and high volume jobs with great flexibility. The GoSuite platform is prepared for the future. It takes usability and flexibility to a whole new level thanks to a whole range of included advanced features.



INTRODUCING THE FIRST SOFTWARE MODULE: GOPRODUCE

The user-friendly software GoProduce is part of Summa's GoSuite platform. GoProduce is developed for the operator of the F Series, handling jobs in a most straightforward and easy way. In addition to the abundance of important new functionalities, the software has a modern interface with improved navigation to help users find and operate the functions they want to use as quickly and intuitively as possible. GoProduce software is standard included with every F Series purchase.

 Already F Series user? Discover GoProduce with a free 30-day trial: www.SummaAmerica.com/goproduce



MATERIAL MANAGER

GoProduce contains a convenient material database, which includes an extensive range of material types and can be adapted to your specific needs. The material manager offers added value by working with methods, meaning that you only need to choose the material you want to process and the material manager itself **automatically chooses the correct tool and its settings** to process it with.

BARCODE

Certain RIPS (Raster Image Processing) software offer the possibility to print a barcode with OPOS marks. This barcode can be used to identify the job and to automatically obtain the necessary cut data from the computer. Summa offers two possible ways to scan in a job.

With the Summa F Series built-in camera

With this optional barcode setup, scanning the job happens **automatically** by the built-in camera of the Summa F Series system, job after job. The operator doesn't need to localise the job himself anymore. Consequently the job will be opened in GoProduce to be processed immediately.

 Video available on www.SummaAmerica.com/video/barcode

The biggest advantage of Summa's revolutionary camera system is that the camera will search for the next job without operator intervention. *Note: An extra activation key for the camera with barcode option is required.*

With a hand scanner

Another means to offer flexibility to the operator's workflow is scanning the job manually with a **hand scanner**. This way the operator can easily switch between jobs and materials. Multiple, different jobs can be processed back to back with ease. This feature is standard included and is immediately available to work with.



With hand scanner or F Series built-in camera

OTHER FEATURES OF SUMMA GOPRODUCE

Sorting

In order to minimize output time, the order in which objects are handled is very important. GoProduce has the capability of determining the start and end of a vector, as well as the order of processing. The aim is to shorten the traverse path. Basic sorting is done by GoProduce itself.

Milling

With the interactive milling function, any change in tool diameter and rotation is performed immediately and shown on the working area. All milling paths are automatically created and displayed; the tool diameter is taken into account.

Camera Recognition

The recognition process, localisation of the registration marks and the process itself can be tracked in the camera preview window. All kinds of compensations and marks, which occur in everyday practice, are manageable with GoProduce – whether they are printed on film, textiles, cardboard, etc.

Overcut Compensation

This GoProduce functionality avoids or minimizes overcuts in the corners.

WORKFLOW COMPATIBILITY

With the Workflow Compatibility function, GoProduce can seamlessly fit into existing workflows. GoProduce offers a very flexible data import and is supported by the following RIP manufacturers.

Packaging Software Compatibility:

Arden Picador

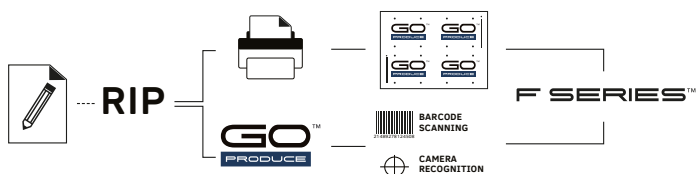
RIP manufacturers:

Agfa Asanti GMG Production Suite
Cadlink RIP ONYX RIP
Caldera RIP SAI Wasatch RIP
ColorGATE RIP
ErgoSoft PosterPrint
ErgoSoft TexPrint

1. PREPARE DESIGN

2. PRINT & SETUP

3. FINISH



TUTORIALS AND KNOWLEDGE BASE

Various tutorials are created to support you in the installation and use of Summa GoProduce. Watch them all on Youtube.

Video's available on www.youtube.com/SummaNV



Frequently asked questions has been bundled and answered by Summa experts. Gradually, we will be extending the database with more tutorials, service-related topics and useful tips&tricks.

Knowledge base available on www.SummaAmerica.com/faq

F-PERFORMANCE

The F-Performance mode will ensure performance of the F Series flatbed finishing systems will increase up to **40%**. Advantages include faster up, down and turning movements of the cutting head, which will be most remarkable when using the Kiss-cutting tool. Also, feeding material will happen significantly faster. The job will be finished practically twice as fast without compromising an inch on quality.

The F-Performance mode is available as free unlock on new machines via www.SummaAmerica.com/f-performance and as payable unlock on older F Series models, built before 2018.

Video available on www.SummaAmerica.com/video/fp

PLM PACKLIB

The PLM Packlib* for Summa is a library of resizable standard packaging models. The most popular packaging standards FEFCO (corrugated cardboard) and ECMA (folding carton) are included. Also a few POS display designs and solid cardboards (furniture) designs are available.

Box/designs dimensions and material thickness are parametric. So, within a few clicks the correct cutting and folding lines are generated. These lines can be exported to a layered Illustrator file, ready to put graphics on it. This 'Summa version' also has the option to generate an OXF file, immediately ready to be used by GoProduce.



*PLM Packlib is a program from TreeDim known by 'Picador' software.

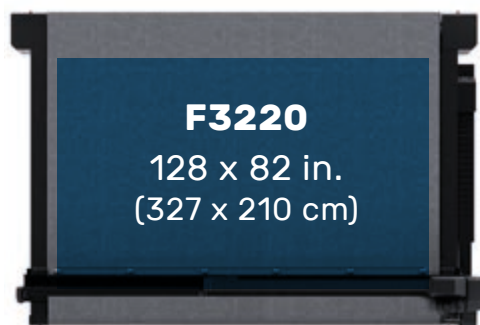
AXIS CONTROL™

Axis Control™ software gives you full control over Summa's cutting table. The optimized design of the touch screen makes Axis Control the optimum interface for the machine operator.

With the optional wireless controller, the operator is free to move around the table while changing basic settings.



TECHNICAL SPECIFICATIONS



Model	F1612	F1330	F1832
Dimensions	92 x 84 x 43 in. (236 x 214 x 110 cm)	84 x 161 x 48 in. (214 x 410 x 122 cm)	107 x 168 x 48 in. (270 x 425 x 122 cm)
Media Width	Up to 64 in. (Up to 165 cm)	Up to 52 in. (Up to 134 cm)	Up to 75 in. (Up to 190 cm)
Working Area	63 x 47 in. (160 x 120 cm)	50 x 120 in. (129 x 305 cm)	72 x 126 in. (184 x 320 cm)
Vacuum	1.3 kW (50Hz) / 1.75 kW (60Hz)	2.2 kW (50Hz) / 2.55 kW (60Hz)	2 x 2.2 kW (50Hz) / 2 x 2.55 kW (60Hz)
Vacuum Zones	Variable over width of machine	6 zones (2 rows x 3 columns)	8 zones (2 rows x 4 columns)
Requirements	Standard: 3 x 400V + N, 50Hz, max 20A Or: 3 x 208V + N, 60Hz, max 30A Or: 3 x 230V, 50Hz, max 20A	Standard: 3 x 400V + N, 50Hz, max 30A Or: 3 x 208V + N, 60Hz, max 30A Or: 3 x 230V, 50Hz, max 30A	Standard: 3 x 400V + N, 50Hz, max 30A Or: 3 x 208V + N, 60Hz, max 30A Or: 3 x 230V, 50Hz, max 30A

Model	F2630	F3220	F3232
Dimensions	137 x 161 x 48 in. (349 x 410 x 122 cm)	163 x 124 x 48 in. (413 x 315 x 122 cm)	163 x 168 x 48 in. (413 x 425 x 122 cm)
Media Width	Up to 106 in. (Up to 270 cm)	Up to 130 in. (Up to 332 cm)	Up to 130 in. (Up to 332 cm)
Working Area	104 x 120 in. (265 x 305 cm)	128 x 82 in. (327 x 210 cm)	128 x 126 in. (327 x 320 cm)
Vacuum	2 x 2.2 kW (50Hz) / 2 x 2.55 kW (60Hz)	TBD	2 x 2.2 kW (50Hz) / 2 x 2.55 kW (60Hz)
Vacuum Zones	12 zones (2 rows x 6 columns)	7 zones (1 row x 7 columns)	14 zones (2 rows x 7 columns)
Requirements	Standard: 3 x 400V + N, 50Hz, max 30A Or: 3 x 208V + N, 60Hz, max 30A Or: 3 x 230V, 50Hz, max 30A	Standard: 3 x 400V + N, 50Hz, TBD Or: 3 x 208V + N, 60Hz, TBD Or: 3 x 230V, 50Hz, TBD	Standard: 3 x 400V + N, 50Hz, TBD Or: 3 x 208V + N, 60Hz, TBD Or: 3 x 230V, 50Hz, TBD

- Standard Solution includes**
- F Series Flatbed System
 - Conveyor System with Pneumatic Media clamps and Roll Support
 - Safety Pack
 - Camera System
 - Axis Control Software
 - Drag Module
 - ADC Right
 - GoProduce Software
 - Speed: Up to 39.4"(1000mm)/sec
 - Acceleration: Up to 1G

PARTS & TOOLS

ORDER CODES: CONSUMABLES

Consumables for Drag Module	Consumables for Electronic Oscillating Tool / EOT	Consumables for Routing System
391-332 Drag Knife Holder for 36° & 60° 391-360 Standard Drag Knives - 36° (5x) 391-231 Drag Knife - 60° MP06BK Fibre Tip Pens - Black (4x) 395-430 Roller Ball Pens - Black (5x) 395-431 Roller Ball Pens - Blue (5x) 395-434 Pen Holders	500-3313 Knife Guide for EOT 500-9800 EOT Knife L25 - 65° 500-9810 EOT Knife L25 - 65° - 80° 500-9811 EOT Knife L25 - 65° - 85° 500-9812 EOT Knife L28 - 65° - 85° 500-9813 EOT Knife L25 - 0° - 65° 500-9814 EOT Knife L38 - 45° - 86° EOT Knife L33 - 45° - 85° 500-9815	500-9850 Routing Bits D3/3 L38/11 1FI UC (3x) 500-9852 Routing Bits D4/4 L50/12 1FI UC (3x) 500-9854 HF Routing Bits D6/3 L50/06 MP 1FI UC (3x) 500-9856 HF Routing Bits D6/4 L50/12 MP 1FI UC (3x) 500-9857 HF Routing Bits D6/6 L50/12 MP 1FI UC BAL (3x) 500-9858 HF Routing Bits D6/6 L58/22 MP 1FI UC BAL (3x) 500-0859 HF Routing Bit D6/6 L50/14 / POLISHING (1x) 500-9863 Routing Bits D6/10 L50 90° B 2FI (2x) 500-9864 Routing Bits D6/6 L50/22 2 FI UC/DC (2x)
Consumables for Tangential Module	Consumables for Pneumatic Oscillating Tool / POT / POT-L	
390-534 Standard Tangential Knife - 36° (5x) 390-550 Sandblast Tangential Knife - 60° 390-551 Double Tip Tangential Knife - 36° 390-560 Tangential Knife 45° Wedge 40/25° 390-553 Knife Install Tool 395-348 Nose Piece for 36° 500-9801 Single Edge Cutout Knife - 65° 500-9802 Double Edge Cutout Knife - 50° 500-9803 Double Edge Cutout Knife - 60° 500-9804 Double Edge Cutout Knife - 50° / Burr- Free 500-9807 Heavy Duty Cutout Knife - 45° / 90° 500-9825 V-Cut Blade - 0.9 mm (5x) 500-9826 V-Cut Blade - Hard Metal 500-3303 Gliding Disk Single Sided Knife 500-3315 Gliding Disk Double Sided Knife	500-9830 POT Knife Flat Point L20 T0.63 (3x) 500-9831 POT Knife Flat Point L27 T0.63 (3x) 500-9832 POT Knife Flat Point L20 T1.5 (3x) 500-9833 POT Knife Serrated L27 T1.0 (3x) 500-9834 POT Knife L20 T1.0 (3x) 500-9835 POT-L Knife L50 T1.0 (3x)	500-0241 3 mm Collet for 1050 Kress 500-0242 4 mm Collet for 1050 Kress 500-0243 6 mm Collet for 1050 Kress 500-0244 8 mm Collet for 1050 Kress 500-9379 6 mm Collet for HF Router
	Consumables for High Torque Rotary Module	Accessories
	500-9860 Decagonal Knife D25 (3x) 500-9861 Decagonal Knife D28 (3x) 500-9862 Decagonal Knife D32 (3x)	500-9347 Vacuum Cleaner Bag for Hercules (5x) 500-9348 Filter for Hercules 500-9349 Carbon Filter for Hercules 500-9332 Vacuum Cleaner Bag for 500-9331 (5x) 500-9202 Remote Controller Pack

ORDER CODES: HARDWARE

F1612-22/ F1612 Flatbed System	F1832-22, F2630-22, F3232-22	All F Series Systems
Media Handling Options	Miscellaneous Options	Tools for Tangential Module
500-9120 Basket 500-9121 Extension Table 500-9122 Roll-up 500-9140 Conveyor Extension Front	500-9155 Kit Pump Connection 12m 500-9156 Kit Pump Connection 25m	500-9311 Kiss Cutting Tool 500-9312 Single Edge Cutout Tool 500-9313 Double Edge Cutout Tool 500-9314 Heavy Duty Cutout Tool 500-9325 Creasing Tool D25 R3 W8 H7 500-9326 Creasing Tool D25 R1.5 W8 H5.5 500-9327 Creasing Tool D25 R0.75 W1.5 H1.5 500-9328 Creasing Tool D15 2pt 500-9329 Creasing Tool D15 1pt 500-9340 V-Cut Tool - 0° 500-9341 V-Cut Tool - 15° 500-9342 V-Cut Tool - 22.5° 500-9343 V-Cut Tool - 30° 500-9344 V-Cut Tool - 45° 500-9320 Electronic Oscillating Tool 500-9350 Pneumatic Oscillating Tool 500-9358 Pneumatic Oscillating-Long Tool (POT-L)
All F Series Systems	All F Series Systems	
Mats And Belts	Modules	
500-9114 Conveyor Belt Kit (F1612) 500-9115 Protective Mat (F1612) 500-9333 Routing Mat (F1612) 500-9163 Conveyor Belt Kit (F1330) 500-9164 Protective Mats (2x) (F1330) 500-9336 Routing Mat (F1330) 500-9355 Conveyor Belt Kit (F1832) 500-9356 Protective Mat (2x) (F1832) 500-9333 Routing Mat (F1832) 500-9153 Conveyor Belt Kit (F2630) 500-9154 Protective Mat (2x) (F2630) 500-9336 Routing Mat (F2630) 500-9181 Conveyor Belt Kit (F3232) 500-9182 Conveyor Belt Kit (F3220)	500-9300 Drag Module 500-9310 Tangential Module 500-9361 High Torque Rotary Module 500-9330 Routing System (F1612) 500-9357 Routing System (F1330) 500-9354 Routing System (F1832) 500-9337 Routing System (F2630) 500-9363 Routing System (F3220) 500-9362 Routing System (F3232) 500-9372 HF Routing System (F1612) 500-9371 HF Routing System (F1330) 500-9373 HF Routing System (F1832) 500-9370 HF Routing System (F2630) 500-9375 HF Routing System (F3220) 500-9374 HF Routing System (F3232)	
F1330-22, F3220-22	Accessories	Automated Depth Control
500-9165 Kit Pump Connection 12m 500-9166 Kit Pump Connection 25m	500-9220 Base for Safety Pole 500-9345 Vacuum Cleaner 3000W: Hercules* 500-9331 Vacuum Cleaner 1400W: 230V / 50Hz <i>*Please contact your dealer for more information</i>	500-9126 Field Upgrade: ADC Left (F1612)* <i>*Requires: ADC Right</i> 500-9130 Field Upgrade: ADC Left (F1330/F2630)* <i>*Requires: ADC Right Field</i> 500-9135 Upgrade: ADC Left (F1832/F3232)* <i>*Requires: ADC Right</i> 500-9136 Upgrade: ADC Left (F3220)* <i>*Requires: ADC Right</i>

ORDER CODES: SOFTWARE

All F Series Systems		
500-9511 Summa GoProduce™ (Upgrade) 500-9513 Summa GoProduce™ (Barcode option) 500-9501C Twin Edition* <i>*Please contact your dealer for more information</i>		

Please contact your dealer for the complete price list



F Series™

Professional flatbed
finishing systems

Follow us:



Summa America LLC

100 Cummings

Center Suite #151-G

Beverly MA 01915

USA

www.SummaAmerica.com

Copyright 2019© Summa America LLC

Marketing Communications. Summa America LLC believes that all illustrations and specifications contained in this catalogue are correct at the time of publication. Summa America LLC reserves the right to make changes at any time, without notice.

RevEN1908 / All rights reserved

