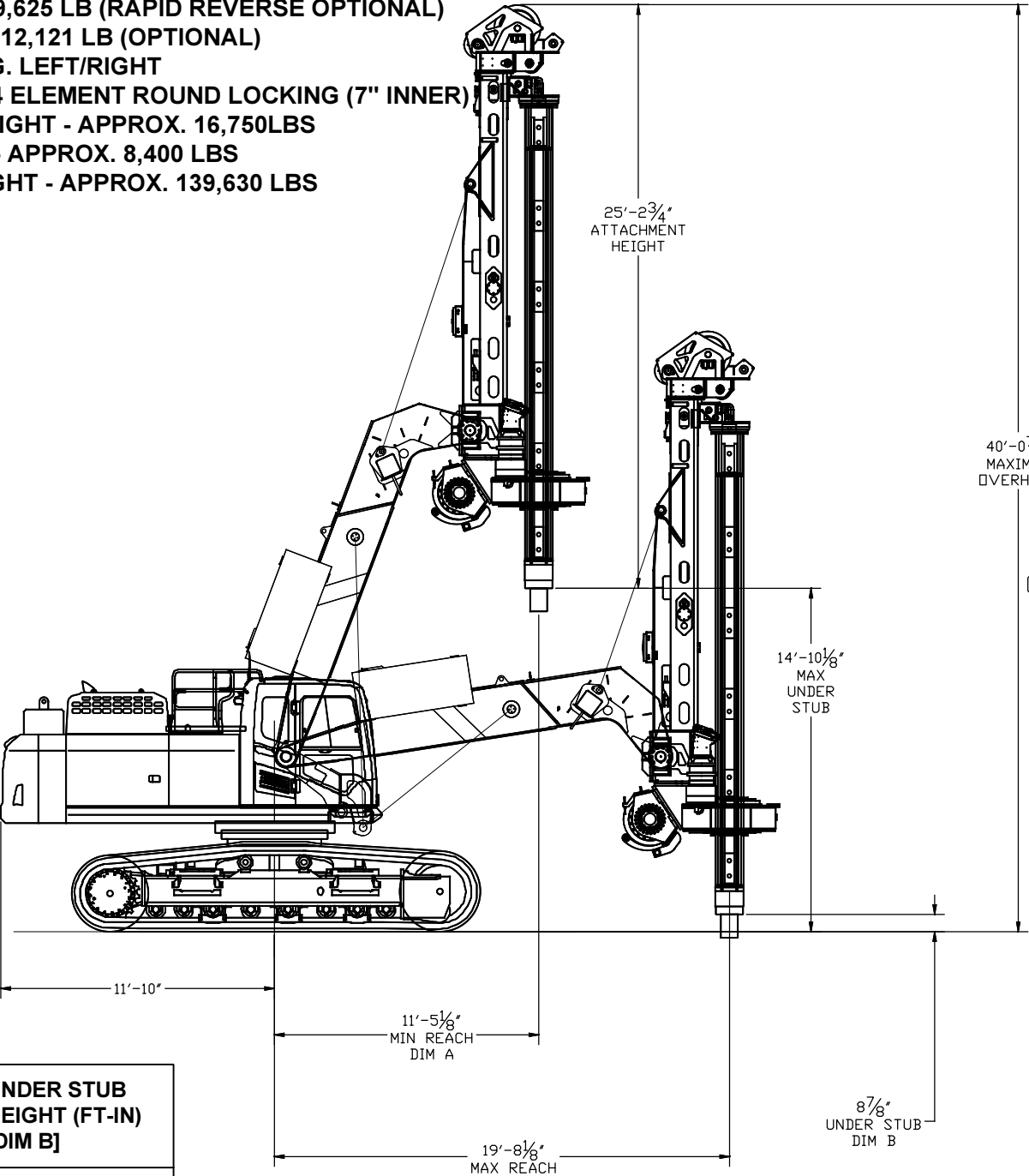


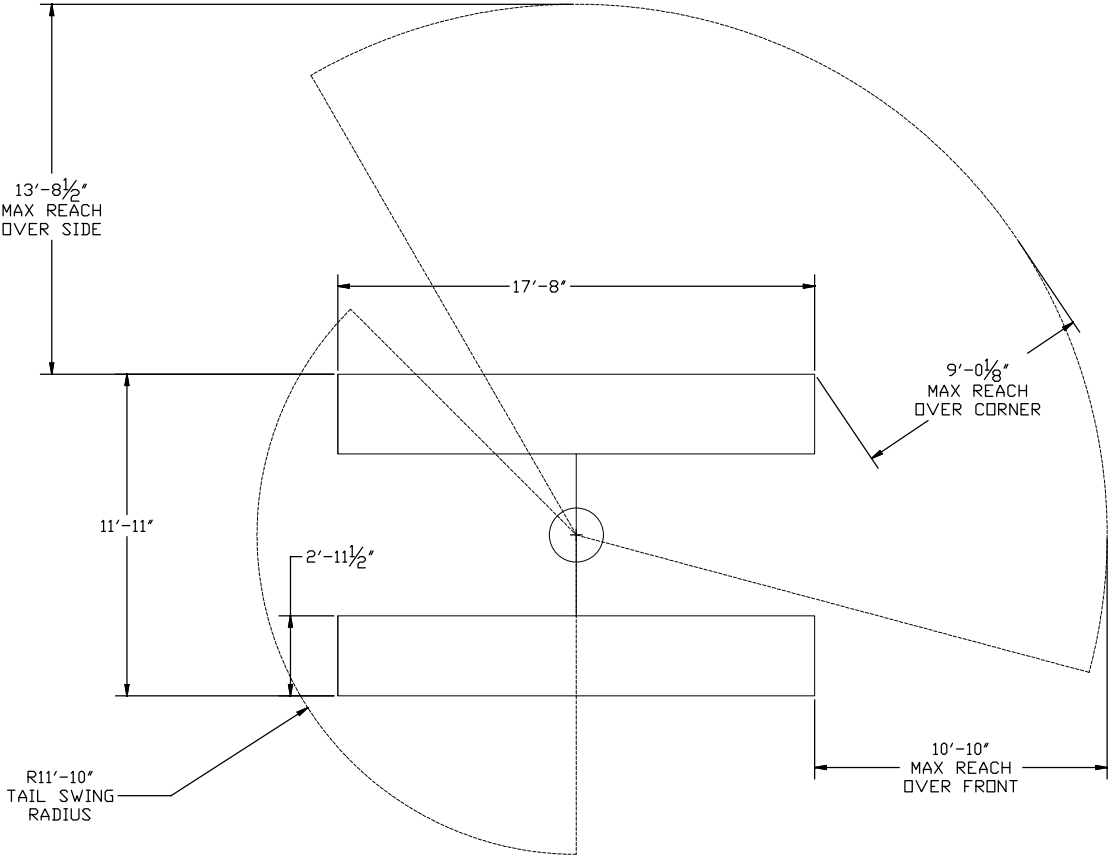
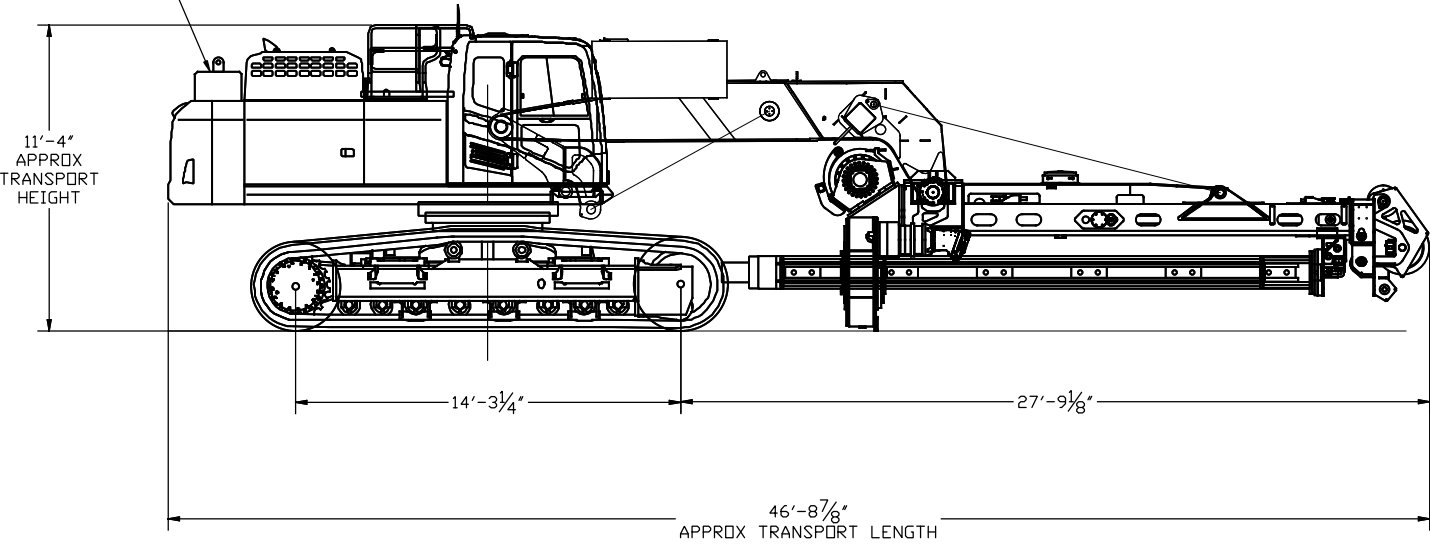
SPECIFICATIONS:

- TORQUE - 150,000 FT.LBS
DRILLING DEPTH - 60 FT
BASE MACHINE - KOMATSU PC490 LC-10
DRILL SPEED - 0 TO 30 RPM
SPIN OFF - 100 RPM
CROWD STROKE - 14 FT
CROWD FORCE - 35,000 LB (HYDRAULICALLY LIMITED)
KELLY WINCH - 39,625 LB (RAPID REVERSE OPTIONAL)
SERVICE WINCH - 12,121 LB (OPTIONAL)
SIDE TILT - 10 DEG. LEFT/RIGHT
KELLY BARSET - 4 ELEMENT ROUND LOCKING (7" INNER)
ATTACHMENT WEIGHT - APPROX. 16,750LBS
BARSET WEIGHT - APPROX. 8,400 LBS
TRANSPORT WEIGHT - APPROX. 139,630 LBS



RADIUS FROM CENTER (FT-IN) [DIM A]	UNDER STUB HEIGHT (FT-IN) [DIM B]
11'-5"	14'-10"
13'	13'-10"
15'	12'-1"
17'	9'-8"
19'-8"	0'-9"

8,000 POUNDS
COUNTERWEIGHT
SHOWN



MODEL: TR150-60
JOB: 204605
NA
HEAT TREAT: N/A

SPECIFICATIONS UNLESS OTHERWISE NOTED:
1. ALL DIMENSIONS ARE IN INCHES UNLESS OTHERWISE NOTED.
2. REMOVE ALL SHARP EDGES AND BURRS:
3. TOLERANCE:
XXX ±0.01
XXX ±0.005
FRACTIONS ±1/16
ANGLES 0.5 DEG
125 MICROINCHES
REF. DWG: NONE

DRAWN MEC
DATE 03/01/2016
All information on this drawing is proprietary and confidential and must not be copied or disclosed without written authorization from Bay Shore Systems Inc. This document must be returned to Bay Shore Systems immediately upon request.

Bay Shore Systems
INCORPORATED

TITLE TR150-60 ON KOMATSU PC490 LC-10
SIP&T RLK BARSET

SIZE	DWG NO	REV
D	B01-237001 204605	-00
SCALE	NTS	SHEET 1 OF 1