

TR SERIES



Foundation Drilling Equipment Manufacturing

THE TR SERIES DRILL RIGS BRING POWER, DEPTH AND MORE FLEXIBILITY TO YOUR FLEET

Engineered for high performance, reliability and productivity, the powerful TR Series drills to depths of 100 feet (30 meters) and can be mounted to a truck, track or excavator depending on the needs of your fleet.

It features comfortable, easy operation and a fully integrated kelly winch. And it's 100 percent hydraulic with no torque converter and no transmission bringing you consistent operation from hole to hole. Some TR models come with separate side tilt and mast tilt functions to help set your rig quickly and precisely, while others have auto-level function to improve production. Look to TR for:

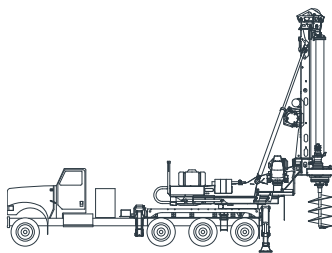
- + Rock drilling
- + Typical foundation drilling
- + Battered or raked holes
- + Power line and utility foundations

Truck mounted: Reduces environmental impact and costs by using truck's engine. Leads to better visibility and reduced noise. Ease of movement from site to site with a truck base.

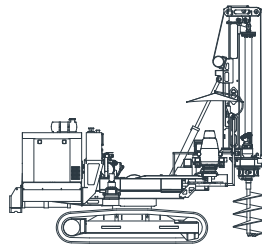
Track mounted: Highly efficient, with no outriggers to pull up and reset on every hole. Compact size for one load transport.

Excavator mounted: Full range and pivot of an excavator plus extra reach to get over a hole with a boom.

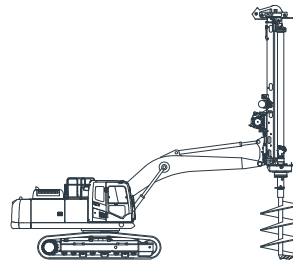
**HYDRAULIC
TORQUE UP TO
AN UNSTOPPABLE
200,000 FT-LBS
(270 KN-M) PLUS
DRILLING DEPTHS
OF UP TO 100 FEET
(30 METERS)**




TRUCK MOUNTED



TRACK MOUNTED



BOOM MOUNTED



**ALL TERRAIN
TRACK MOUNTED**

FIND THE TR SERIES RIG THAT'S RIGHT FOR YOU

TR SERIES SPECS	Units	TR20	TR40	TR80	TR110	TR150	TR200
Rotary torque (max)	ft-lbs	21,500*	43,000	80,000	110,000	150,000	200,000
	kN-m	30	60	110	150	200	270
Kelly line winch pull (first layer, max)	lbs	12,000	25,000*	30,000*	30,000	40,000	50,000*
	kN	53	110*	130*	130	180	220*
Hole diameter ¹	in	48	84	132	144	168	168
	mm	1,200	2,100	2,700	3,300	4,200	4,200
Drill speed range (LHS)	RPM	40/80/140*	40/80/140*	30/60/100	10/45/100	10/30/100	10/30/100
Hole depth (max) ²	ft	60	80	80	100	80	80
	m	18	24	24	30	24	24
Truck GVRW x 1000	lbs	50	60	79	110	–	–
	kg	23	27	35	50	–	–
Truck GVW x 1000	lbs	45	50	66	92	–	–
	kg	20	23	30	42	–	–
Excavator weight class x 1000 ³	lbs	35-50	40-65	65-95	75-100	100	100-45
	kg	15-22	18-29	29-45	35-45	45	45-65
Truck mount PTO power (max)	HP	200	200	245	275	–	–
	kW	150	150	180	205	–	–
HPU engine power (max)	HP	180*	250*	250	300	350	400
	kW	135*	158*	158	220	260	300

TR Series upgrades

- + Square kelly bar upgrades, with a choice of three grades of material
- + Kelly winch upgrade to a larger winch for maximum hoisting
- + Add a service winch to make tool changes quick and convenient
- + Round, self-locking kellys to increase crowd force in hard drilling conditions
- + Reaction jack in combination with round, self-locking kellys to handle tough rock
- + Power line detector that sounds when you're close to live overhead lines
- + Boom modification to maximize the size of the TR you can put on a smaller excavator
- + Telescoping boom to work out further beyond the tracks or increase crowd force and flexibility
- + Quick disconnect to easily remove the TR from the excavator

Need more options? We'll custom engineer the right rig for you.

*With upgrade

¹Dependent on ground conditions, tooling and operation

²Dependent on configuration

³Excavator modifications may be required or anticipated




"OUR NEW TR RIG IS THE PERFECT COMBINATION OF POWER AND VERSATILITY. TRANSPORT AND SETUP IS EFFICIENT AND ECONOMICAL. PAIRED WITH BAY SHORE'S IMMEDIATE AND ALWAYS AVAILABLE TECHNICAL SUPPORT, IT'S TOUGH TO BEAT."

Andy Shorten, Greg Bair Track Hoe Service









Give us a call

Toll free (888) 569-3745

Local (208) 687-3311

Fax (208) 687-4153

New Zealand/Australia

+61 408 805 757

24/7 service

Toll free (888) 569-3745

Local (208) 687-3311

After hours (208) 446-4691

Send us an email

Sales: sales@bayshoresystems.com

Customer service: service@bayshoresystems.com

Stop by for a visit

Bay Shore Systems, Inc.

14206 North Ohio Street

Rathdrum, ID 83858

bayshoresystems.com

US Offices: Houston, TX | Dallas, TX | Miami, FL | Atlanta, GA | Boston, MA | Rathdrum, ID (*headquarters*)

International Office: Sydney, Australia