

Heesemann



LSM 8

THE SURFACE SANDING MACHINE



THE WHOLE PRODUCTION OF
SANDING MACHINES IS LOCATED
AT THE HEADQUARTERS IN
BAD OEYNHAUSEN, GERMANY.

HEESEMANN

SANDING WITH PASSION

Heesemann has produced sanding machines for the wood industry for more than 80 years.

Numerous essential and trend-setting innovations were made during this time, many of which are now industry standards. Heesemann has consistently provided new inventions and revolutionized sanding technology.

Our goal has always been to be the innovation leader in sanding technology and every decision we make is with this goal in mind.


Today Heesemann has about one hundred fifty employees in Bad Oeynhausen, Germany and is world market leader in the area of wood sanding machines.


The production program includes machines for the sophisticated handi-craft as well as huge industry machines.

A world-wide organized dealer network as well as distribution and service subsidiaries in the most important regions and markets provide appropriate on-site contact persons and guarantee short lines of communication and highest-performance service.


We support our customers with broad service offers covering the entire life-time of our machines. We offer all services starting with an extensive consultation, professional training of your staff and technical service up to functional upgrades.

*One of the first Heesemann
belt sanding machines.*





A SANDING LINE COMPOSED OF A LSM 8 SANDING FROM ABOVE AND A LSM 8 SANDING FROM UNDERNEATH REDUCES THE HANDLING COSTS SIGNIFICANTLY.



1 300 mm / 1 400 mm
Sanding width



5 - 25 m/min
Feed speed



up to 6
Sanding units

LSM 8

THE SURFACE SANDING MACHINE



The LSM 8 series fulfils highest demands in respect to power of performance and modern technique. Thanks to a variable modular design with up to max. 6 sanding units individual customer solutions may be arranged.

For this, calibrating, cross and longitudinal sanding units in different executions are available. Additionally, the possibility exists to adapt the sequence of the sanding units to the production requirements at a later stage. Due to respective execution and design the LSM 8 series is determined in view of operation time and performance demand for unlimited requirements.

The LSM 8 is available as a machine sanding from above and sanding from underneath.



All Heesemann sanding machines are operated via an intuitive user interface based on Microsoft® Windows® on a touch screen device.



LSM 8 AVAILABLE SANDING UNITS



Contact roller unit



Cross sanding unit



Longitudinal sanding unit



Orbital sanding unit OSR



Planetary head DB-S



RUT disk brush unit



Brush unit

LSM 8

EFFECT SANDING

Utilizing Heesemann surface sanding machines equipped with at least one cross-sanding unit and one longitudinal sanding unit you can achieve stunning sanding effects. This is a brief description of what you can achieve and how it works:

ROUGH SAW-CUT PATTERN

Utilizing a Heesemann cross-sanding unit and a very rough abrasive grain you can create an outstanding rough saw-cut pattern onto the surface of veneered boards in through-feed operation.



SCATTERED DEEPENINGS

Using a Heesemann longitudinal sanding unit in combination with highly flexible sanding belts, a special steel plate and a special sanding program you can create scattered deepenings onto the surface of your work pieces.



VINTAGE LOOK

You can achieve a vintage look of your work pieces using a Heesemann longitudinal sanding unit on a surface with two different lacquers. Work pieces primed with a dark paint and then lacquered with a lighter varnish can be processed using a special sanding program to create a willfully craggy sanding result.





THE HESEMANN CONTACT ROLLER UNITS ARE OFFERED WITH STEEL ROLLERS AS WELL AS WITH RUBBER-COATED ROLLERS IN DIFFERENT SHORE HARDNESS'S.

HEESEMANN

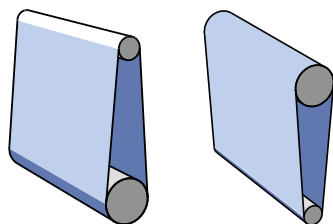
CONTACT ROLLER UNIT

The Heesemann contact roller units are offered with steel rollers as well as with rubber-coated rollers in different Shore hardness's. Both models are deliverable with different roller diameters.


The contact roller unit with a 250 mm steel roller for example allows the exact calibration of materials like solid wood, flake boards, MDF or plastics. The surface of the roller is grooved in a spiral shape. This allows a better cooling of the roller and makes it easier to extract the generated abrasive dust.

Contact roller units with rubber-coated rollers can be delivered as well. Depending on their Shore hardness they can be used for varying sanding tasks.

The contact roller unit can be equipped with different kinds of press-on lips depending on the requirements.



*The contact roller unit of a
LSM 8 sanding from underneath.*





THE CROSS SANDING UNIT IS AVAILABLE WITH SANDING BELT LENGTHS OF 5 400 MM AND 6 200 MM.

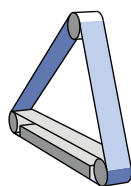
HEESEMANN

CROSS SANDING UNIT


For wooden surfaces the cross sanding method achieves the worldwide accepted best sanding result. The work pieces are sanded crosswise to the grain direction first and are afterwards sanded in direction of the grain with one or more sanding units.

This way the higher standing harder areas of the annual rings are leveled and loosened fibres are sheared off whereby a wash out effect is avoided and the fibres can not straighten up again after lacquering.

The Heesemann cross sanding units are equipped with the Heesemann CSD® magnetic pressure beam system and a pressure segment belt. They are available as three-point and four-point units as well as with commonly or separately driven pressure segment belt.



The sanding dust is removed from the sanding belt directly after the sanding process.



ACHTUNG!
Gefahr bei laufender Maschine!
Nicht in den Arbeitsbereich greifen!

ATTENZIONE!
Pericolo quando la macchina è funzionante!
No mettere le mani nell'area di lavoro!

Schleifsteinmessungen
Schleifstein Bohrer
Messbereich 0 bis 1000 µm



THE LONGITUDINAL UNIT OF THE LSM 8 IS BUILT EXTREMELY ROBUST AND BEARS UP UNDER HIGHEST DEMANDS.



Filzsohle 14 mm
Suola di feltro 14 mm

Il tappeto antistatico e il tappeto di feltro vanno puliti almeno 1 volta al giorno dalla polvere di carteggiatura.

Dielektreie + Filzmatte sind täglich mindestens 1x vom Schleifstaub zu reinigen.



HEESEMANN

LONGITUDINAL SANDING UNIT

A longitudinal sanding unit with an optimized distance between the lower return drums allows a large amount of a freely suspended sanding belt for a highly flexible pressure onto the work piece. This way a smooth sanding and high working speeds are achieved.

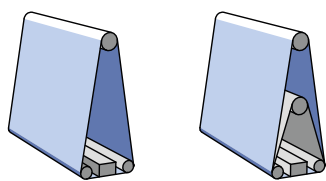
The longitudinal sanding units are available for sanding belts with belt lengths of 2 620 mm or 3 250 mm.

Optionally the longitudinal sanding unit can be equipped with an eccentric bearing of the front return drum for slight calibration work (**combi unit**). The return drum is activated via the terminal. The return drums may either be grooved or ungrooved.


The **longitudinal unit with an internally running pressure segment belt** is an addition to many applications that makes sense. The pressure segment belt interrupts the sanding traces of the grit and thus offers a harmonious and more even sanding pattern.

If a particularly fine grit is to be used for lacquer sanding, the pressure segment belt may significantly increase the lifetime of the abrasive material.

Two eccentrics are located on the unit by means of which the guide drums can be readjusted in accordance with the wear of the pressure segment belt. This compensates for the wear on the pressure segment belt, and its lifetime is extended many times over.



The longitudinal sanding unit is equipped with the Heesemann CSD® system that has proven its worth for more than 25 years.





ACHTUNG!
Gefahr bei laufender Maschine!
Nicht in den Arbeitsbereich greifen!

ATTENTION!
Danger when the machine is running!
Never reach into working area!

THE PLANETARY HEAD UNIT DB-S CAN BE EQUIPPED WITH A TOTAL OF 10 DISK BRUSHES (Ø 150 MM) FOR PROFILE SANDING, EDGE BREAKING, STRUCTURING, POLISHING OR SURFACE FINISHING.

HEESEMANN

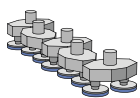
PLANETARY HEAD UNIT DB-S

The high performance planetary sanding unit DB-S consists of five satellites, each accommodating two disk heads with a diameter of 150 mm. The speed and direction of both the satellites and the disks can be independently adjusted for ultimate application flexibility and performance.


Depending on the application, different disks can be used. Disks with sanding strips for processing three dimensional work pieces, breaking edges or sanding in between lacquer coats, disks with Tynex or stranded wires for structuring or texturing or sanding pad disks for surface sanding and finishing.

The planetary sanding unit delivers a favorable surface finish, thus, the DB-S can be used as the last unit of the sanding machine. The result is a perfectly homogeneous surface. Whether sanding wood, lacquer, solid surface, plastics or metals, the DB-S can be used.

For quick tool changes or application changeover, the DB-S can be pulled out of the machine laterally on integrated rails so all disks are easily accessible. Thanks to the quick-release system, tools can be changed in just a few minutes.



Depending on the application, the planetary head unit DB-S can be used with different disk brushes (Ø 150 mm).





HEESEMANN RUT DISK BRUSH UNIT

The RUT disk brush unit consists of 19 disk brushes. Their arrangement allows the sanding of contours in an up to now unreached quality. All areas are evenly sanded in different directions.

The frequency controlled drive system permits a continuous regulation of the disk brushes rotation speed their orbital velocity transversally to the feed direction.

The disk brushes can be equipped with two different abrasives at the same time. Thus the RUT unit can sand in different granulations running in and against feed direction.

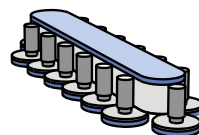
Due to the quick changing device replacing the disk brushes with fittings for sanding for example by structuring brushes can be done with a few handles.



THE RUT DISK BRUSH UNIT CAN BE EQUIPPED WITH DISK BRUSHES WITH DIFFERENT FITTINGS FOR SANDING OR STRUCTURING.



Due to the quick changing device replacing the disk brushes can be done with a few handles.

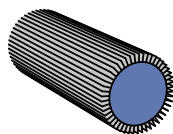


HEESEMANN BRUSH UNITS

For Heeseemann sanding machines a wide variety of brush units with different trimmings for sanding and structuring are available. The brush units can be mounted inclined to the feed direction or can be equipped with an oscillation.

Heeseemann offers brushes with horsehair, fibre, sisal cord and mixed trimmings to clean the work pieces, fleece brushes to satin lacquered surfaces, brushes with Flex Trim abrasive trimmings to sand 3-dimensional work pieces and brushes with Anderlon or stranded wire trimmings as well as twisted knot brushes to structure the work pieces.


THE HEESEMANN BRUSH UNITS CAN
OPTIONALLY BE EQUIPPED WITH AN OSCILLATION
MECHANISM.



The Heeseemann brush units can be equipped with different fittings for sanding or structuring.



Zahriemenabmessung
Pas zebaty HTD 560





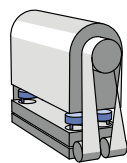
THE ORBITAL SANDING UNIT IS DESIGNED FOR FINE SANDING OF WORK PIECES WITH CROSS OR LONGITUDINAL GRAIN (KITCHEN DOORS OF SOLID WOOD) AND TO REDUCE THE SANDING TRACES PRODUCED BY CROSS AND LONGITUDINAL BELTS SIGNIFICANTLY.

HEESEMANN OSR ORBITAL SANDING UNIT

On sanding frames and other work pieces with different grain directions sanding crosswise to the grain direction cannot be avoided. The generated sanding traces are strongly in evidence especially if dark stains are used. The Heesemann orbital sanding unit removes these traces.

The unit works based on a frequency controlled eccentric vibration with big hub. An additional segment belt press-on system moves between the pressure beam and a vibrating sanding belt crosswise to the feed direction.

Hereby the sanding traces of the vibrating sanding belt are interrupted and a harmonious sanding result without any disturbing sanding traces is achieved.



The static sanding belt of the orbital sanding unit OSR can be moved after a set length sanding meter at the push of a button.





Heeseemann



A LED STRIP IN THE INFEED OF THE MACHINE HELPS TO DETERMINE WHERE THE NEXT WORK PIECE SHOULD BE PLACED IN ORDER TO ACHIEVE EVEN WEAR OF THE SANDING BELTS.

WARNING
The machine is equipped with a safety system that prevents the machine from starting if the safety system is not fully functional. Please refer to the operating manual for more information.

WARNING
The machine is equipped with a safety system that prevents the machine from starting if the safety system is not fully functional. Please refer to the operating manual for more information.

HEESEMANN

MMI - INTUITIVE OPERATION


The optional MMI package equips your Heesemann with LED strips at the infeed and outfeed. The LEDs have two decisive functions: On the one hand, the strips indicate via simple color signals where the work piece should be inserted in order to optimize the wear of the sanding belts. The controller processes various parameters that can be influenced by the operator. This method reduces your tool costs immediately and significantly, as the belts wear out more evenly.

On the other hand, warnings or errors are also displayed via the LED strips. To recognize from afar, if something is wrong. With the help of the additional strips on the operating side of the machine, you can easily locate errors.

LEDs at the side of the machine indicate the status of the individual units. This allows simple localization of faults. The LEDs are updated in real-time, making it redundant to take a look at the operating terminal to check whether the fault has been eliminated.

Optionally, your machine can also be equipped with an additional camera. The operator receives a live image from the outfeed on the terminal and can react at any time if, for example, a work piece blocks the outfeed.

In this way, the MMI package gives you additional control and helps you to sustainably improve the profitability of your processes.



The status of the machine is also displayed via the LED strips in the infeed and outfeed of the machine so that its status is always visible even from a greater distance.



THE COMPUTER-CONTROLLED SELECTIVE PRESSURE REGULATION OF THE CSD® MAGNETIC BEAM SYSTEM CAN SMOOTHLY ADJUST THE SANDING PRESSURE TO EVERY INDIVIDUAL ELEMENT IN THE PRESSURE BEAM WITHIN MILLISECONDS.

HEESEMANN

CSD® MAGNETIC PRESSURE BEAM


The precise control of the sanding pressure is decisive for a high-grade, uniform surface sanding quality.

The computer-controlled selective pressure regulation of the CSD® magnetic beam system can smoothly adjust the sanding pressure to every individual element in the pressure beam within milliseconds. A highly sensitive sensing system at the infeed supplies the data for exact calculation of pressure.

The elastic pressure beam compensates for work piece thickness differences of 2 mm, whether the variation occurs within a single work piece or from one work piece to another.

A pollution of the pressure beam elements as it occurs on pneumatically working systems is impossible at the electromagnetically working CSD® pressure beam system.

The CSD® magnetic pressure beam is an integral part of all Heesemann cross and longitudinal sanding units.



The elastic pressure beam compensates for work piece thickness differences of 2 mm.



From our EnergyManagement-System our environment and the machine-user benefit to the same degree. A diminished energy consumption unburdens the environment and reduces the cost.

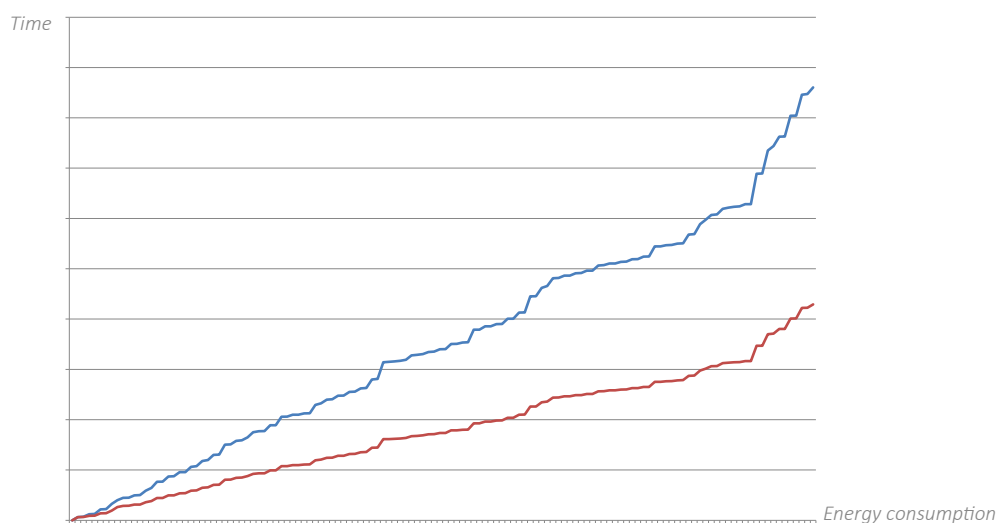
HEESEMANN

ENERGYMANAGEMENT-SYSTEM (EMS)

The LSM 8 comes with the EMS system off-the-shelf. Both, our environment and our users, benefit from this energy-saving system to the same degree. A diminished energy consumption unburdens the environment and reduces the cost.

If no work pieces are being fed into the machine, they are run down to a low speed and a flap is closed on the suction blower in order to extremely reduce the air throughput. Depending on its actual load, this reduces the energy consumption of the machine quite considerably. When new work pieces are fed into the machine, all motors are rapidly started up again.

If the customer-supplied extraction system provides this option the machine can prevent the airflow through units that are not in operation by controlling closure flaps attached to the individual extraction hoods and thus make the extraction system save energy.



The use of our EnergyManagement System leads to significant savings at the power consumption of the machine and the whole installation.

Prog.:



①

3,0 ^{m/min}

3,0

19,0 ^{mm}

19,0

1

18,5 A 50 100 %

5,0 ^{m/s}

60



0 50 100 %

2

11,8 A 50 100 %

6,0 ^{m/s}

0



0 50 100 %

3

11,6 A 50 100 %

4,0 ^{m/s}

0



0 50 100 %

4

300 ^{U/min}

60 ^{U/min}

0,0

-5,0

0 50 100 %

ALL HEESEMANN MACHINES ARE EQUIPPED WITH A POWERFUL AND HIGHLY FLEXIBLE INDUSTRIAL PC.



HEESEMANN

IPC WITH TOUCHSCREEN


All Heesemann machines are equipped with a powerful and highly flexible industrial PC. All frequently repeated adjustment values are graphically displayed clearly on one screen page.

In addition, this industrial pc provides diversified applications for diagnosis and the ability to use peripheral equipment at standard interfaces. Furthermore it can be connected to internal and external networks using Ethernet TCP/IP. The industrial PC acts like a web server and is diagnosable at standard browsers.

The industrial PC has a screen size of 21.5".




The industrial PC has a screen size of 21.5".



LSM 8

WORK PIECE DETECTION

The finely graded work piece detection by means of control rollers at intervals of 21 mm or, optionally, 16 mm provides the machine control system with information about the form and size as well as the transport belt position of the work pieces to be processed.



LSM 8

POLY-V DRIVE BELTS

The units are driven by a vibration-free poly-V belt. The profile of the drive belt is integrated into the most finely balanced drive roller. This way a permanently low vibration run is ensured. All bearings have been lubricated for life; this excludes maintenance errors in the selection of the lubricant and the lubrication intervals as well as assembly faults; any maintenance work is not required.



LSM 8

SANDING BELT CLEANING

All sanding units are equipped with a cleaning device that loosens the sanding dust from the sanding belt and makes it ascertainable for the dust extraction. This cleaning takes place directly after the sanding process has been completed so that the sanding belt does not move the sanding dust through the machine.



LSM 8

SERVO DRIVES

Due to the use of new and extremely thin lacquer systems it can become necessary to reduce the sanding belt speeds to lower speeds than generally achievable with frequency inverters. As a trend-setting innovation for this purpose Heesemann offers equipment with most modern drive technology. Even at minimum belt speeds of 0.1 m/s the water-cooled servo drives allow a constant and safe belt running at full sanding power without any fluctuations in speed. Machines equipped with these servo drives can be used for water lacquer systems for example. The water-cooled servo drives are comparable to efficiency class IE 4.



OUR SERVICE TECHNICIANS TRAVEL
WORLDWIDE, IF NECESSARY OUR SERVICE
TECHNICIANS ARE ON SITE IN A FEW HOURS.

HEESEMANN

SERVICE - ONSITE WORLD-WIDE

As a manufacturer of technically mature and individual machines with a long machine life our customers' satisfaction is our highest priority. To prove our customers' confidence in our competence is one of our most important tasks.

Our technical customer service supports you discovering an effective solution for possible problems. If an advice by phone is insufficient, an online diagnosis via tele service can take place. If the employment of a technician is necessary, no problem- our service technicians travel worldwide, if necessary our service technicians are on site in a few hours.

Heesemann offers their customers all classical service activities like installation, maintenance and repair.

We ensure a fast supply with wear and spare parts by our extensive spare parts warehouse. In cooperation with our logistic partners we deliver worldwide, fast and reliable. Heesemann delivers original spare parts only which bear our high demands in their fitting accuracy, material properties, durability and functionality.

Our inspection service provides a detailed evaluation of your machines' technical condition. On demand we compile offers for further provisions, installation possibilities of recent sanding technology and control upgrades.

As our machines our customer service and spare parts are warrantors for quality and reliability "made in Germany".



Service hotline:



+800 188 188 19*



+49 5731 188-300

Our service team is available 24/7.

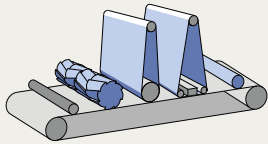
** Free call.*



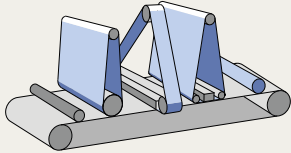


MACHINE CONFIGURATIONS OFTEN USED

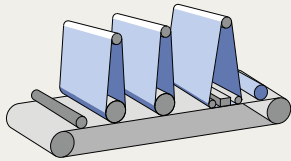
Solid wood sanding



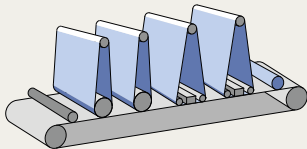
LSM 8 Cu/Lr/L Planing, calibrating and fine sanding machine in one pass



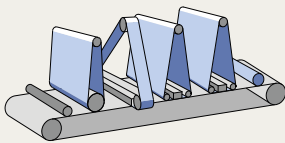
LSM 8 Lr/C/L Calibrating and fine sanding machine for high surface qualities



LSM 8 Lr/Lr/L Calibrating and fine sanding machine for high stock removal

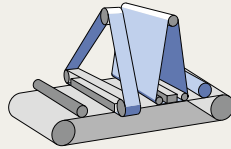


LSM 8 Lr/Lr/L/L Calibrating and fine sanding machine for high stock removal and higher feed speeds

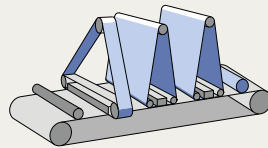


LSM 8 Lr/C/L/L Calibrating and fine sanding machine for high surface qualities with fine final grits

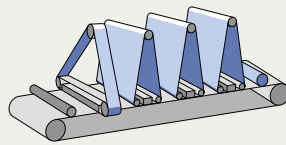
Veneer sanding



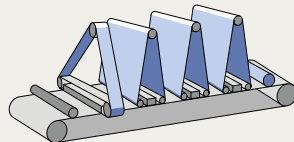
LSM 8 C/L Cross sanding machine for slow feed speeds



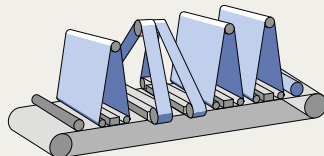
LSM 8 C/L/L Cross sanding machine for medium feed speeds



LSM 8 C/L/L/L Cross sanding machine for higher feed speeds

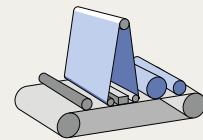


LSM 8 C/L/L/L Cross sanding machine for high feed speeds

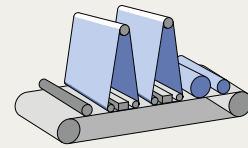


LSM 8 L/C/C/L/L Cross sanding machine for high feed speeds with a considerable proportion of cross veneered parts

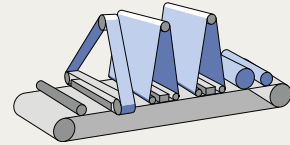
Lacquer sanding



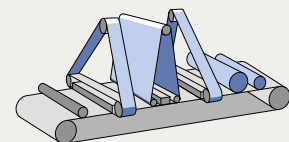
LSM 8 L Sanding machine for small application quantities



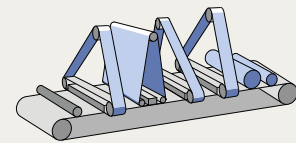
LSM 8 L/L Sanding machine for medium application quantities



LSM 8 C/L/L Sanding machine for higher application quantities

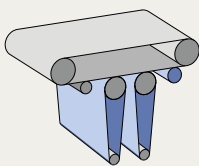


LSM 8 C/L/C Sanding machine for a higher gloss with finer grits

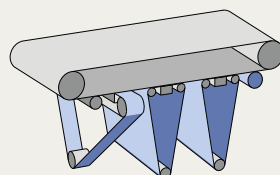


LSM 8 C/L/C/C Sanding machine for high gloss lacquers

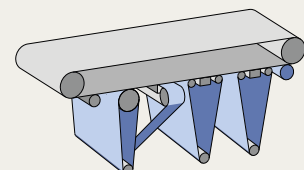
Sanding machines working from underneath



LSM 8-U Lr/Lr
Calibrating machine




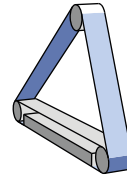

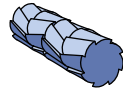
LSM 8-U C/L/L
Cross sanding machine for medium feed speeds



LSM 8-U Lr/C/L/L
Calibrating and fine sanding machine for high surface qualities and fine final grits

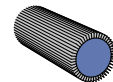
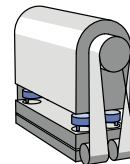
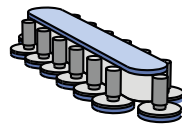
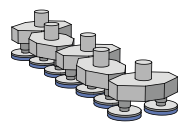
TECHNICAL DATA

LSM 8 - UNITS



Modules

	Cutter head	Contact roller	Cross unit	Longitudinal unit
Sanding belt dimensions (LxW mm)	Ø 180 x 1 350 mm	2 620 x 1 350 3 250 x 1 350	5 400 x 150 6 200 x 150	2 620 x 1 350 3 250 x 1 350
Ø Contact roller		Steel Ø 250 mm Rubber Ø 300 mm Optional Ø 400 mm		
Drives Performance/Belt speed (kW m/s)	22 30	22 - 75 24 / 30	13 / 17 12 / 24 16,5 / 21 12 / 24 11 0,5 - 12 22 0,5 - 24	13 / 17 10 / 20 16,5 / 21 10 / 20 11 0,5 - 12 22 0,5 - 20 30 0,5 - 20
Connection diameter (mm)	Ø 250	Ø 250	Ø 160	Ø 160
Extraction value (m³/min)	35.0	89.5	30.5	30.5
Air velocity (m/s)	20	20	20	20



Modules

	Planetary head unit DB-S	Disk brush unit RUT	Orbital sanding unit OSR	Brushes
Sanding belt dimensions (LxW mm)	10 / 12 disk brushes Ø 150 mm	18 disk brushes Ø 180 mm Sanding width: 1 350	2 620 x 1 350	Ø 120 x 1 380 Ø 150 x 1 380 Ø 250 x 1 380
Drives Performance/Belt speed (kW m/s)	Satellite rotation: 1.5 kW FU ± 60 - 300 rpm Disk rotation: 5.5 / 7.5 kW FU ± 260 - 1,300 rpm	Brush rotation: 7.5 kW FU 160 - 800 rpm Brush movement: 1.5 kW 5 - 25 m/min	5.5	1.5 2.2 4.0 5.5 7.5 4.0
Connection diameter (mm)	2 x Ø 160 / 2 x Ø 180	Ø 250	Ø 140	Ø 140
Extraction value (m³/min)			20	18.5
Air velocity (m/s)	20	20	20	20

TECHNICAL DATA

LSM 8

Machinery base: Working height 880 mm / Working width 1 300 mm

W 2 300 H 2 250	Length (mm)	Weight (kg)	Feed speed (m/min)		Suction device (kW m ³ /min)	
1 unit machine	ca. 1 955	ca. 4 200	1,5 / 3,0	5- 25	5,5	25
2 units machine	ca. 2 955	ca. 6 000	2,2 / 4,0	5- 25	5,5	25
3 units machine	ca. 3 855	ca. 7 500	3,0 / 5,5	5- 25	7,5	40
4 units machine	ca. 4 455	ca. 10 000	4,0 / 7,5	5- 25	11,0	60
5 units machine	ca. 5 165	ca. 12 000	5,5 / 11,0	5- 25	15,0	66
6 units machine	ca. 5 865	ca. 15 000	7,5 / 15,0	5- 25	15,0	66

Subject to technical modifications.

PRODUCT MATRIX





SURFACE SANDING MACHINES



	Sanding width	Feed speed	Sanding units
BR 134	1 350 mm	3 - 15 m/min	2 or 3
Impression	1 350 mm	3 - 15 m/min	up to 5
MFA10	1 350 mm	3 - 25 m/min	up to 8
BM 8	1 350 mm	3 - 25 m/min	up to 6
LSM 8	1 300 mm / 1 400 mm	3 - 25 m/min	up to 6
LSM 8-C	1 300 mm	3 - 15 m/min	3 or 4
KSA 8	1 600 mm - 2 600 mm	3 - 25 m/min	up to 6
FBA 8	650 mm / 1 350 mm	3 - 30 m/min	up to 4



Karl Heesemann Maschinenfabrik GmbH & Co. KG
P. O. Box 10 05 52, 32505 Bad Oeynhausen
Reuterstraße 15, 32547 Bad Oeynhausen
Germany
Phone: +49 5731 188-0
Fax: +49 5731 188-129
www.heesemann.com
sales@heesemann.de

-  Surface sanding machines for wood
HSM, Impression, MFA 10, LSM 8, KSA 8, BM 8, FBA 8
-  Deburring machines for metal
profiRounder
-  Edge and profile sanding machines
UKP 20
-  Sanding machines for 3D processing
BM 8, UKP 20