NDING END

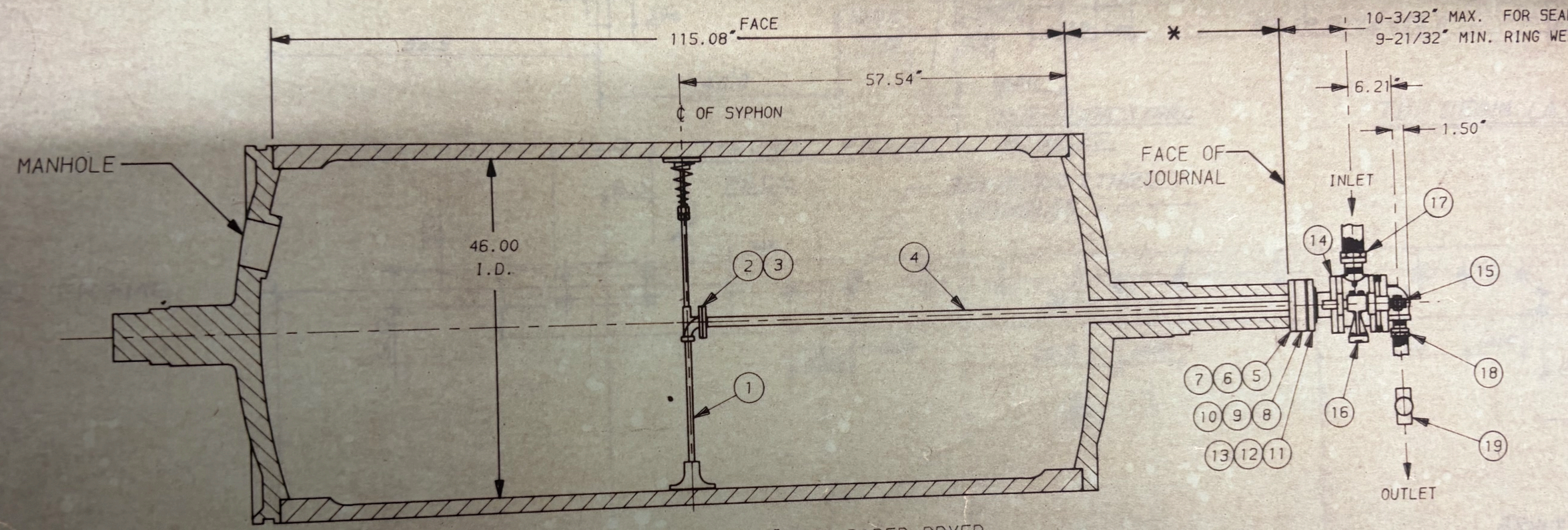

SECTION VIEW OF 48"DIA. X 115"FACE PAPER DRYER

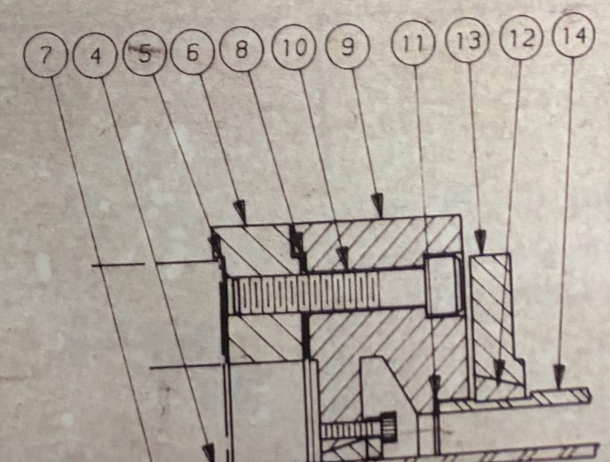

JOINT PARTS LIST			
TYPE 2700L-NARQ ROTARY PRESSURE JOINT			
PPLE, THRUST COLLAR, WEAR PLATE & ASSEMBLY PLATE			
	JOCO		REMARKS

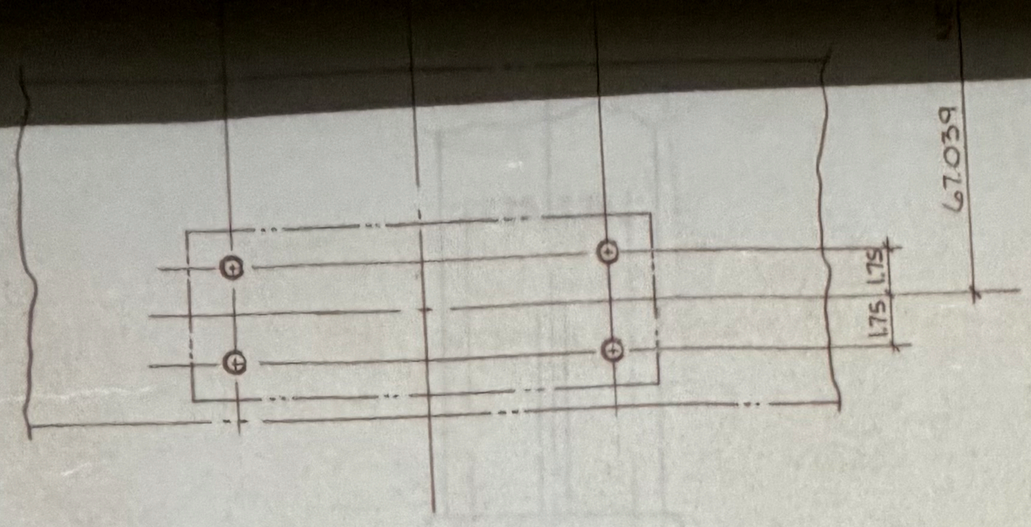

BOLT HOLE LAY-OUT IN BASE PLATE
SCALE 1:5

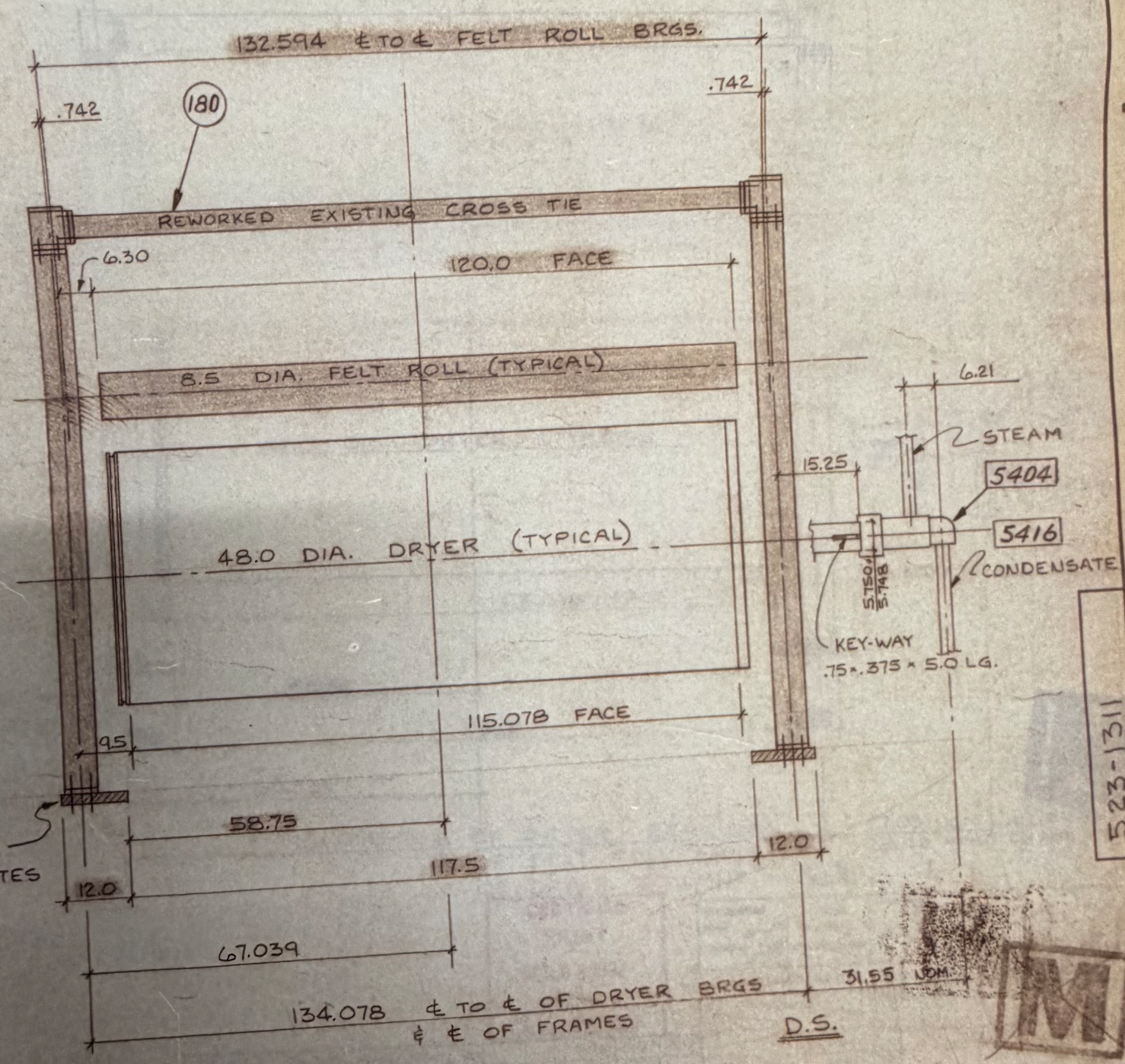

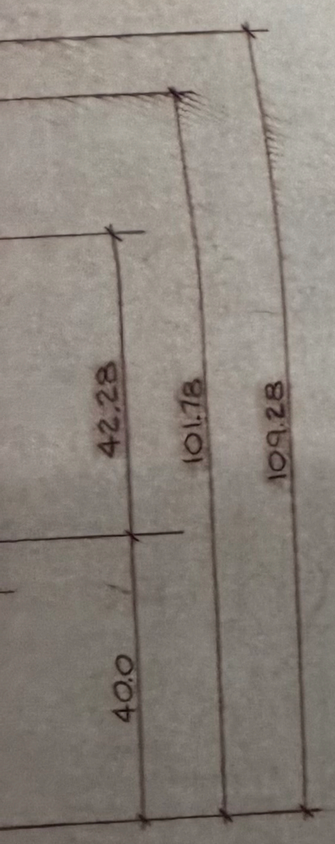

THRU
EA. SIDE

168 166

12

G.

OLTS & DOWELL PINS FOR
ING EQUIPMENT.
OTTOM)

5.23-1311

CERTIFIED PRINT
SEP 08 1987
CUSTOMER INITIATED CHANGES MAY AFFECT PRICE AND DELIVERY

Rev.	Description	Rev. Symbol	No. of Places	Date	Name	Check
6	ADDED SAFETY SIGN ITEM NO 6			9-2-87	BERT	Bert
5	ADDED ITEM 178 & 179 & 183	B	2	5-4-87	BLA	Bert
4	112.0 WAS 101.75 & 127.0 WAS 116.75			4-2-87	BERT	Bert
3	GEN. ADDED GR. & ITEMS.			3-16-87	BERT	Bert
2	GEN. & ADDED NOTES	A	1	1-15-87	BERT	BLA
1	REVISED SWING ROLL			1-6-87	BERT	BLA

Unspecified Radii .06 Chamfers .008 — √AA in μ inches ASA B46.1-1962
Gen. Tol.-Voith Std. 0.07
Projection
1986 DR. 12-10 BERT; CH. 1-7-86 B.J.O.; AP.
VOITH — Voith, Inc., Appleton, WI
Ref.:
Codeword FOX RIVER #4 P.M.
B/M 19381-5400 & 5424
Scale of Original 1:20 Weight: Lbs.
Material/Material No.
Pattern No., Etc. (Internal Use)
Title #4 P.M. 2ND DRYER SECTION REBUILD
Drawing No. 5.23-1311 Size E Sheet of
Subs. for Next

4279-E



TENDING SIDE ELEVATION

NOTE -

- ◯ ITEM NO. ON GROUP 5424
- 5415 ROPE RUN SYSTEM (BY MILL)
- 5418 FELT TENSION DEVICE
- 5420 LUBRICATION SYSTEM
- 5421 LUBE TANK ASSY.
- 5423 EXHAUST BLOWER ASSY.
- 5425 CONTROLS
- 5426 SAFETY SIGNS ⬡ ITEM NO.

NOTE !

1.) ALL SHADED ITEMS ARE EXISTING.
2.) CUSTOMER TO FURNISH ANCHOR BOLTS & DOW
ANCHORING OF RELOCATED EXISTING EQUIP
3.) FELT LENGTHS = 100'-0" (TOP & BOTTOM)