bk ultrasound

powered by analogic

flex **Focus** *500*

Premium Performance – Exceptional Value

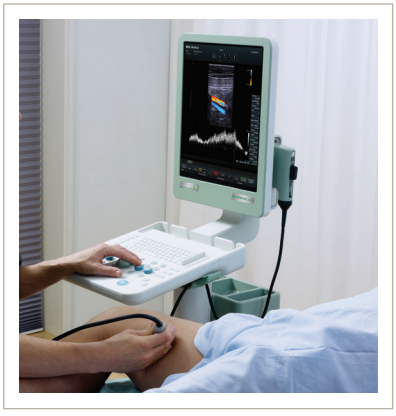



Powerful, Portable, Complete – the Best Fit for Your Busy Clinic

- High Resolution Imaging
- Advanced Imaging Technologies
- Streamlined Workflow and Improved Productivity
- Comprehensive Range of Innovative Transducers

Maximize Your Imaging Performance

Full-featured ultrasound system designed for continuous imaging performance, mobility and ease of use

High Resolution Imaging

- Premium performance with efficiency and speed
- High resolution 19" monitor
- Sensitive Color Doppler with superb spatial resolution and sensitivity

Advanced Imaging Technologies

- Motion Compensated Angular Compound Imaging (MACI) ensures high quality real-time images using camera imaging technology
- Automatic Mode Adjustment (AMA) optimizes high resolution B-Mode imaging when you change modes and depth
- Triplex enables you to maximize PRF with a tight spectral envelope and real-time synchronicity between 2D and Color Doppler

Intuitive and Mobile

- Small footprint – fits in the tightest spaces
- Four hours plug-free imaging
- Intuitive and easy to use
- Smooth, sealed keyboard for easy cleaning and disinfection

State-of-the-Art Transducers for Your Clinical Needs

- Innovative design for access to all areas
- Advanced puncture guides
- Convenient one-button control
- Easy sterilization and disinfection



Urology

Gold standard for all urological imaging. Best solution for prostate, kidney and testicular imaging.

The unique triplane transducer with simultaneous biplane and endfire imaging capabilities is ideal for guiding biopsies.

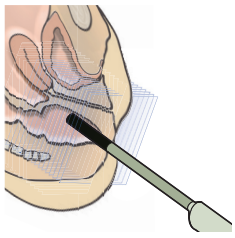

Colorectal

See every detail.

View all layers of the rectal wall.

Get detailed views of anal sphincter and other clinically relevant regions with 2D and 3D images.



Anesthesia/Musculoskeletal

Superior nerve and needle visualization.

Ideal for regional anesthesiology, pain clinics and MSK applications.

Dedicated application-specific interface.

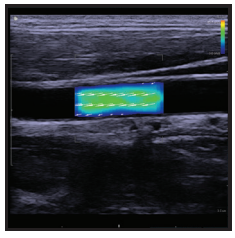

Vascular

Unique Vector Flow Imaging mode enables angle-independent visualization of blood flow.



Pelvic Floor

Get a complete picture of the entire pelvic floor in 2D and 3D.

High resolution vaginal, anal and transperineal ultrasound imaging – quick and easy.



General Imaging

Exceptional image quality, intuitive user interface and advanced workflow features enable quality abdominal, small part and vascular imaging.

Real Clinical Impact with High Resolution Imaging

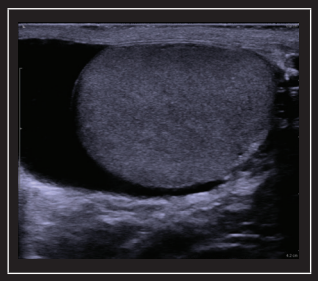

Hydrocele and Testis

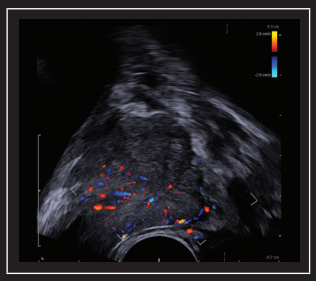

Transverse Prostate with Color Doppler Imaging

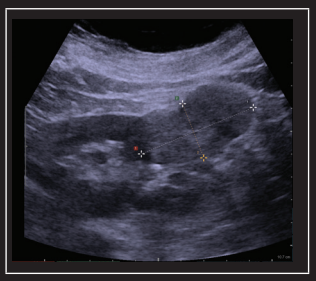

Kidney with Solid Mass on Lower Pole

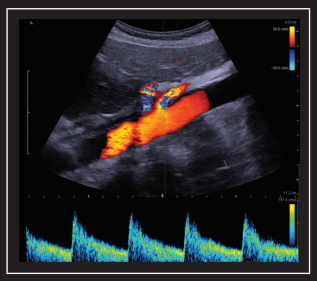

PW Doppler of SMA using Triplex Mode

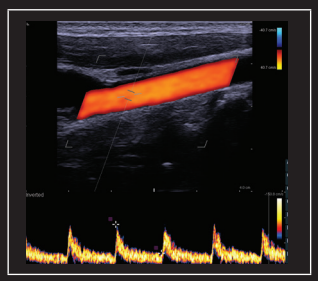

PW Doppler of Distal CCA

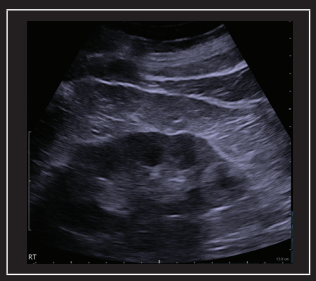

Solid Renal Mass on Lower Pole

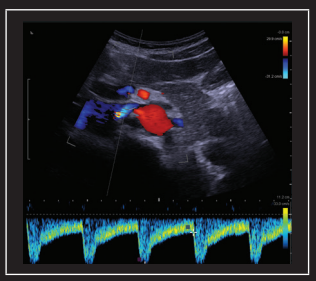

PW Doppler of Right Renal Artery

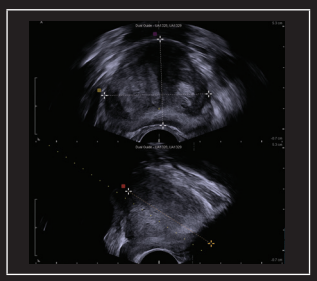

Biometry Measurements of Prostate using Simultaneous Biplane Imaging

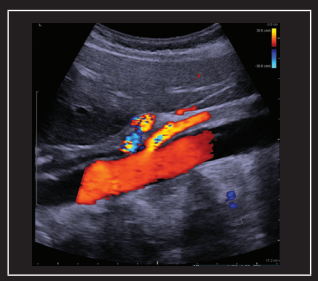

Color Doppler Imaging of Abdominal Aorta, Celiac Trunk and SMA

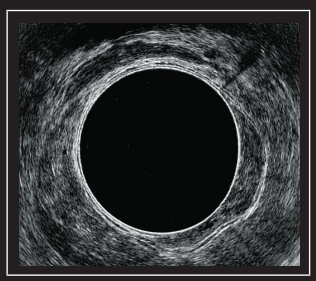

Rectal Wall Tumor

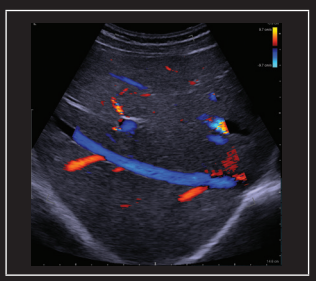

Color Doppler Imaging of Hepatic Vessels



Biopsy-Proven Malignant Breast Mass

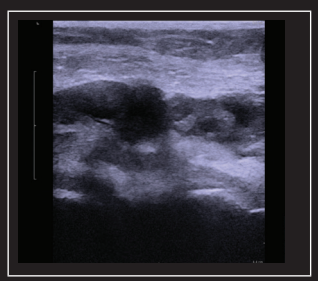

Baker's Cyst

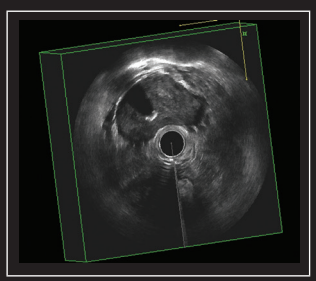

3D Volume Acquisition of Prostate



Sagittal Liver and IVC

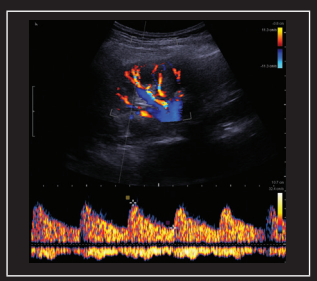

PW Doppler of Renal Arcuate Artery

Acoustic and Clinical Innovators for Over 40 Years

Recognized as a global leader in the development of ultrasound systems designed for surgery, urology and anesthesia, BK Ultrasound offers a versatile range of state-of-the art imaging systems, technologies and dedicated transducers to help enhance diagnostic confidence and advance the care of patients.

Prostate Triplane **8818**	Prostate Biplane **8808e**	3D***ART*** **8838**	Endocavity Biplane **8848**	Endfire Curved **8667**	Curved **8823**
12–4 MHz	10–5 MHz	12–4 MHz	12–4 MHz	10–5 MHz	6–1.8 MHz
					
Curved **8820e**	Curved **8830**	Linear **8811**	Linear **8670**	High Frequency Linear **8870**	Vascular **8822**
6–2 MHz	6–2 MHz	12–5 MHz	12–4 MHz	18–6 MHz	9–3.5 MHz
					
Anorectal 3D **2052**	Rigid Laparoscopic **8836***	Craniotomy **8862**	"Hockey Stick" **8809**	Small footprint Cardiac **8837**	Endovaginal **8819**
16–6 MHz	12-5 MHz	10–3.8 MHz	15–6 MHz	5–1 MHz	9–5 MHz
					

* *In selected countries only.*

System versions available: *flex* **Focus** *400*, *flex* **Focus** *400 exp*, *flex* **Focus** *500*

Direct Sales Offices

BK Ultrasound
8 Centennial Drive
Peabody
MA 01960
USA
T +1 978-326-1300
F +1 978-326-1399
bkultrasound.com

Analogic Benelux N.V.
Generaal de Wittelaan 19B bus 7
2800 Mechelen
Belgium
T +32 15 280 600
F +32 15 291 025
bkultrasound.com

BK Medical ApS
Mileparken 34
2730 Herlev
Denmark
T +45 4452 8100
F +45 4452 8199
bkultrasound.com

bk medical Medizinische Systeme GmbH
Pascalkehre 13
25451 Quickborn
Germany
T +49 4106 99 55-0
F +49 4106 99 55-99
bkultrasound.com

Analogic Italia S.r.l.
Via Morandi, 10
20077 Melegnano MI
Italy
T +39 02 90 78 13 47
F +39 02 90 78 19 05
bkultrasound.com

B-K Medical AB
Månskärsvägen 9
141 75 Kungens Kurva
Sweden
T +46 8-744 02 11
F +46 8-744 02 12
bkultrasound.com

BK Medical
Unit A20/A20a
Basepoint Business & Innovation Centre
110 Butterfield, Great Marlings
Luton Bedfordshire LU2 8DL
United Kingdom
T +44 1582 433710
F +44 1582 433716
bkultrasound.com

BK Medical ApS, Mileparken 34, 2730 Herlev, Denmark. T +45 4452 8100 F +45 4452 8199

bk ultrasound | powered by analogic

BK Ultrasound
8 Centennial Drive
Peabody
MA 01960
USA
T +1 978-326-1300
bkultrasound.com

Sales and Service USA
BK Ultrasound
8 Centennial Drive
Peabody
MA 01960
USA
T +1 978-326-1300
F +1 978-326-1399
bkultrasound.com

Europe and Rest of World
BK Ultrasound
Mileparken 34
2730 Herlev
Denmark
T +45 4452 8100
F +45 4452 8199
bkultrasound.com

Asia
Analogic Medical Equipment
(Shanghai) Co., Ltd.
1377, Lan Dian Road,
Pu Dong New District,
Shanghai, China 201132
bkultrasound.com

Analogic and the globe logo are registered trademarks of Analogic Corporation.

BG0497-F 04/2016