



DOWNPIPE LINE



DECOILER 2 TON & INFEED TABLE OF ROLLFORMING MACHINE



DOWNPIPE ROLLFORMING MACHINE

DOWNPIPE LINE




SIDE VIEW OF DOWNPIPE ROLLFORMIN MACHINE



HYDRAULIC POWER UNIT & OPERATION EQUIPMENT

DOWNPIPE LINE



ROTARY SHEAR & END REDUCING UNIT



RUN-OUT TABLE