




MPC2000 MC

DRILLING AND MILLING POWERHOUSE

MESSER 
Cutting Systems

THE MPC2000 MC LARGE GANTRY PRECISION CUTTING AND MACHINING SYSTEM IS A DEPENDABLE, ROBUST WORKHORSE WITH EXCEPTIONAL PERFORMANCE.

Scan to watch the MPC2000 video



HIGHLIGHTS



A

GLOBAL CONTROL^{Plus}

Easy-to-use, feature rich, Windows® interface. The Global Control^{Plus} is a compact touch screen process database featuring custom shape library, CAD import, and true-shape nesting. Virtual Service puts Service experts one push button away. Easy to learn functions allow employees to become expert operators in minutes.



B

LINEAR WAYS AND STEEL WELDED BEAM

Precision linear ways with ball runner blocks in the Y-Axis. Coupled with the reinforced steel welded beam with the beam having less than .062" bending deflection and .1 degree of twist provides greater stability for smooth accurate cut quality



C

DRIVES

Powerful, precise, 21 HP drives for the X and Y-Axis, provide smooth accurate motion for excellent cut quality,



D

CHIP EXTRACTION

High power vacuum and collection system for a cleaner work environment.



E

2.5" DRILL AND 24 POSITION ROTARY TOOL CHANGER / MILLING


Featuring a CAT 50 Spindle. Maximum drill diameter is 2 1/2". Maximum tapping to 1 1/2" diameter. The MPC200 MC offers milling capabilities making it an all-in-one machining center.



H

X-AXIS RAIL SYSTEM


Oversized floor mounted rail provides a rigid foundation for smooth machine motion. Fast, accurate installation is assured with Messers exclusive precision leveling and alignment pads.



K

VIDEO CAMERAS


On-board video camera can align tools and monitor the cutting process. The image is conveniently displayed on the 24" color screen of the Global Control Plus. Video cameras are available for digital or manual plate alignment. (Optional)



F

DELTA® OR GLOBAL INFINITY ROTATORS

Capable of producing bevels of +45° through -45°. Complete with bevel programming software and training, for superior bevel cutting. (Optional)



I

ALFA OXYFUEL TORCH


Fast oxyfuel cutting with integrated height sensing and ignition. No probes to burn up or external ignitors to fail. Coupled with our SL-Series lifter, designed for harsh environments, let's you spend more time cutting and less time in setup. (Optional)



G

THE SLAGGER® TABLE & BLADE

Heavy-duty zoned and ducted table with push-button automatic cleaning. Spend more time cutting and less time cleaning. (Optional)



J

OMNIFLOW

Allows operators to concentrate on cutting instead of torch setup and adjustments. Internal database makes a novice operator an expert in minutes. Less scrap and setup time means more profit. (Optional)



L

DUST COLLECTORS

Together with our partners we offer the highest quality dust collectors specially designed for Messer cutting machines and for the health and safety of your shop. A dust collector is mandatory for chip extraction.



MARKERS

Marking techniques can be added for secondary operations using: Plasma, Air Scribe, Zinc Powder, Ink-Jet, and Telesis® Pinstamp® (Optional)

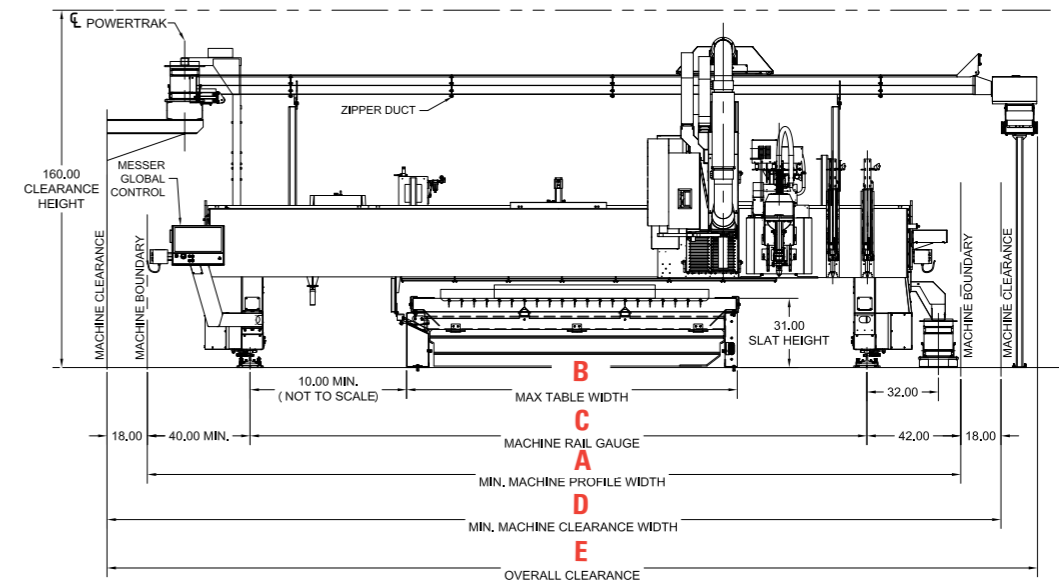
MPC2000 MC

The **MPC2000 MC** features greatly enhanced drilling, tapping and milling capability a more robust design with faster acceleration drives. The new drilling and milling high-suction chip vacuum system coupled with the Slagger® self-cleaning table keeps the work surface and work area, cleaner. The swarf is collected in a hopper for recycling of the steel chips.

The **NEW** and improved MPC2000 MC is two machines in one producing the best cut parts available on the market. The enhanced machining process allows the ability to drill, tap, countersink, counterbore, and mill [X-Y] critical internal features. External features are cut with the plasma or oxyfuel torch. The parts are complete without moving the part to another piece of machining equipment. This multi-process machine can be equipped plasma and oxy-fuel cutting, bevel cutting, and various markers, all driven by OmniWin software.

MPC2000 MC MODEL MEASUREMENTS

Model	A Machine Min. Profile	B Max Table Width	C Machine Rail Gauge	D Min. Machine Clearance	E Overall Clearance
MPC2012 MC	228.00	160.00	180.00	288.00	306.00
MPC2014 MC	252.00	184.00	204.00	312.00	330.00
MPC2016 MC	276.00	208.00	228.00	336.00	354.00
MPC2018 MC	300.00	232.00	252.00	360.00	378.00
MPC2020 MC	324.00	256.00	276.00	384.00	402.00
MPC2022 MC	348.00	280.00	300.00	408.00	426.00
MPC2024 MC	372.00	304.00	324.00	432.00	450.00
MPC2026 MC	396.00	328.00	348.00	456.00	474.00
MPC2028 MC	420.00	352.00	372.00	480.00	498.00



Operator Convenience.

- Plasma and oxyfuel gas controls located in Global Control^{Plus}.
- Oxyfuel auto pierce control.
- 20 home positions for multiple start points.
- Lost cut recovery - can reposition to any pierce point.
- All auxiliary functions located at operator station.
- Operator station may be on left or right side as control console swivels and tilts for easy viewing.
- Optional riding platform for operator comfort.

Powerful, smooth, accurate, motion yields high quality cut parts.

- Twin 21 HP AC drives for the X-Axis and one for the Y-Axis.
- Ultra smooth planetary gear boxes.
- Large diameter pinion with full face width contact.
- Air-over-oil pitch line engagement for smooth motion.
- 90 lb/yd machined crane rail for longitudinal ways in X-Axis.
- Linear motion Y-Axis ways for maximum stability.

STANDARD FEATURES

- Cutting widths 12 ft. to 28 ft.
- Cutting lengths up to 200 ft.
- Cut 26 ga. to 8" thick plate.
- Cuts mild steel, stainless steel, aluminum.
- Machine motion accuracy of +/- .010" with repeatability of +/- .003" in any 72" move, measured with a laser interferometer.
- Contouring speeds up to 400 ipm.
- Positioning speeds up to 1400 ipm with acceleration up to 32" per sec².
- Drilling up to 2½" diameter.
- 24 tool rotary changer.
- Tapping up to 1½" diameter.
- Global Control^{Plus}, a Windows[®] based operating system with easy to use operator interface.
- Multiple reference point positions for efficient start-of-cut locations.
- Right or left hand mounted control console with tilt and swivel for operator comfort.
- Right or left, overhead powertrack for installation flexibility.
- Right or left chip extraction system.
- SureStop Collision Sensor with easy and accurate reset.
- High-speed PL-1 lifter (880 ipm) with arc voltage height control and adjustable programmable retract (only offered by Messer).
- Virtual Service[™] remote consultation and diagnostics.
- Dust collector required for chip extraction.
- Designed and manufactured in the USA to machine tool and ISO 230-2 standards.
- UL / CUL.

Messer Cutting Systems, Inc.
W141 N9427 Fountain Boulevard
Menomonee Falls, WI 53051
Tel. +1 262-255-5520
Fax +1 262-255-5170
E-mail: sales.us@messer-cutting.com
www.messer-cutting.com

Messer Cutting Systems reserves the right to make changes in equipment or specifications at any time without notice. Windows is a registered trademark of Microsoft Corporation. Slagger is a registered trademark of Missouri Valley Steel, a division of Owen Industries. © 2019 Messer Cutting Systems

*Keep up with
the latest news
and "Like Us" on
Facebook.*

OPTIONAL FEATURES

- Precision plasma up to 800 amps.
- Plasma beveling units: Infinity, Delta[®], and Manual Plasma Stripping Bevel Unit for X-Axis.
- Up to four straight plasma torches.
- Oxyfuel bevel units: Single Position, Triple Position, Contour, and DAF/L.
- Oxyfuel torches: Turbo Flame[™] or ALFA; up to eight straight torches.
- Lifters: SL Series for Oxyfuel, PL-1 Plasma Lifter with SureStop Collision Sensor, SensoMat[®]-PAN.
- Advanced oxyfuel technology with Omniflow automated gas regulation system.
- Auto torch spacing with programmable torch selection.
- FT100 Torch ignitor, and automatic height control for oxyfuel systems.
- Dual Hi-Lo for oxyfuel.
- Plate markers: Plasma, Air Scribe, Zinc Powder, Ink-Jet, Rotary Marker, and Telesis[®] Pinstamp[®].
- Video cameras: Digital and Manual Plate Alignment.
- Laser Pointer.
- Global Reporter.
- Programming and nesting software.
- 2.5 dimension milling.
- Operator glare curtain.
- Pull Cord and Photo Eye E-Stops.
- Plasma Air Booster.
- Rotary rail cleaners with rack air purge.
- Operator riding platform.
- Zoned and ducted exhaust tables, including self-cleaning Slagger[®].
- Rotary Pipe and Tube cutting system.
- Exhaust ducting kit.
- Sentry Service Preventative Maintenance Program.
- Visual Service adds the sense of sight to the troubleshooting process.