

AHP-2700CPV

Versatile Cold/Hot Plate

Air Cooled
Bench Top

100-240 VAC Input
690 Watts


FEATURES

- Cools and heats (-20 °C to 90 °C)
- Precision machined anodized aluminum cold plate surface (~ 1745 cm² surface area, flat within +/- .005 cm)
- Stainless steel threaded inserts available
- Easy to clean stainless steel apron
- Integral PWM temperature controller
- 100-240 VAC universal input
- Low-profile design with ergonomic sloped front
- PWM controlled fan for quieter operation
- Operating ambient temperature range of (0 °C to 50 °C)
- Bench top unit, 26.5" X 15.2" footprint
- Virtually maintenance-free operation
- Painted Enameled stainless steel exterior housing
- Many accessories available
- Weight 65 LBS.
- IEC 61010-2-010, IEC 61010-1, UL 61010-1, CSA C22.2#61010-1-12
- FCC 47CFR Part 15 Subpart B, EN 61326-1*BEI



CONTROL FEATURES

- Integral "tunable" PWM temperature control
- PWM, Bi-directional temperature control
- Manually set or autotune to set point for best PID values
- 4 Programmable temperature zones with 4 independent PID settings
- Multi-segment ramp/soak programs with loops
- Internal RTD sensor, built into the cold plate
- Remote Sensibility™ switchable to exterior accessory RTD sensor
- USB communication with easy to use software
- Labview VI examples available



SPECIFICATIONS

MODEL	PART NUMBER	NOTES	PLATE CONFIGURATION	PERFORMANCE RATING WATTS	VOLTAGE VAC 50/60 HZ	CURRENT AMPS.	OPERATING AMBIENT °C
AHP-2700CPV	9-N5KB-1-0A0	Heat/Cool	Smooth Surface	690	100-240	14-6.5	0-50
AHP-2700CPV	9-N5KB-1-TAP	Heat/Cool	6-32 Tap Pattern	690	100-240	14-6.5	0-50
AHP-2700CPV	9-N5KB-1-MET	Heat/Cool	M3 Tap Pattern	690	100-240	14-6.5	0-50

For custom threaded inserts and hole patterns contact TECA

AHP-2700CPV

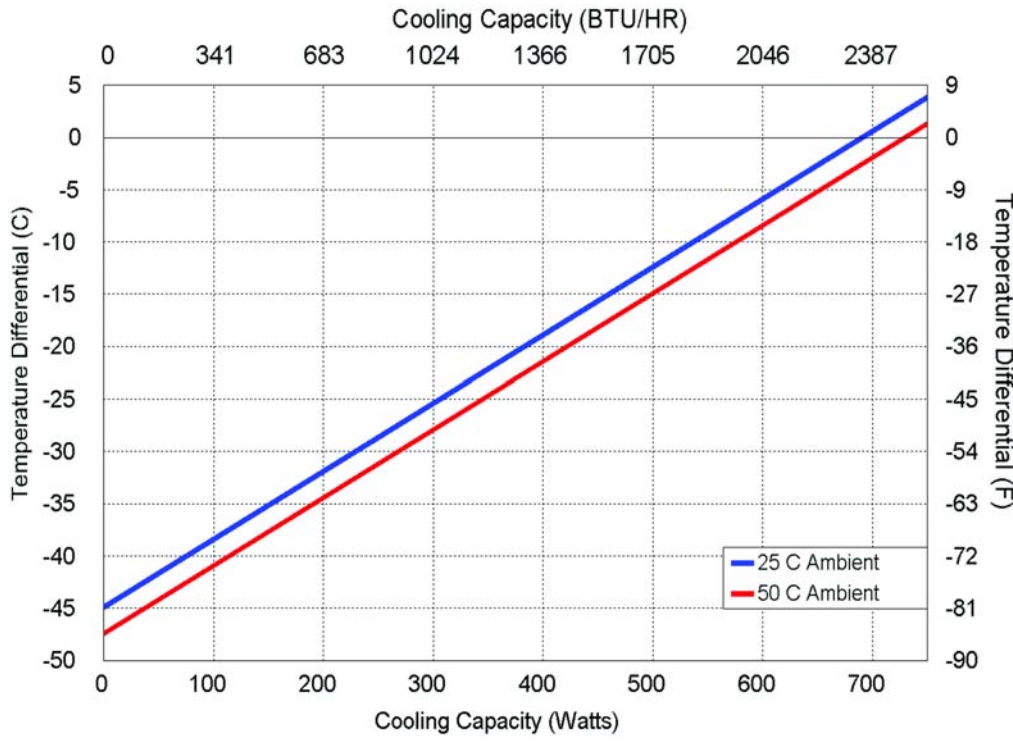
ENVIRONMENTS

- Bench top
- Laboratory
- Industrial


COOLING CAPACITY

690 Watts @ 0 °C ΔT

PERFORMANCE CURVE

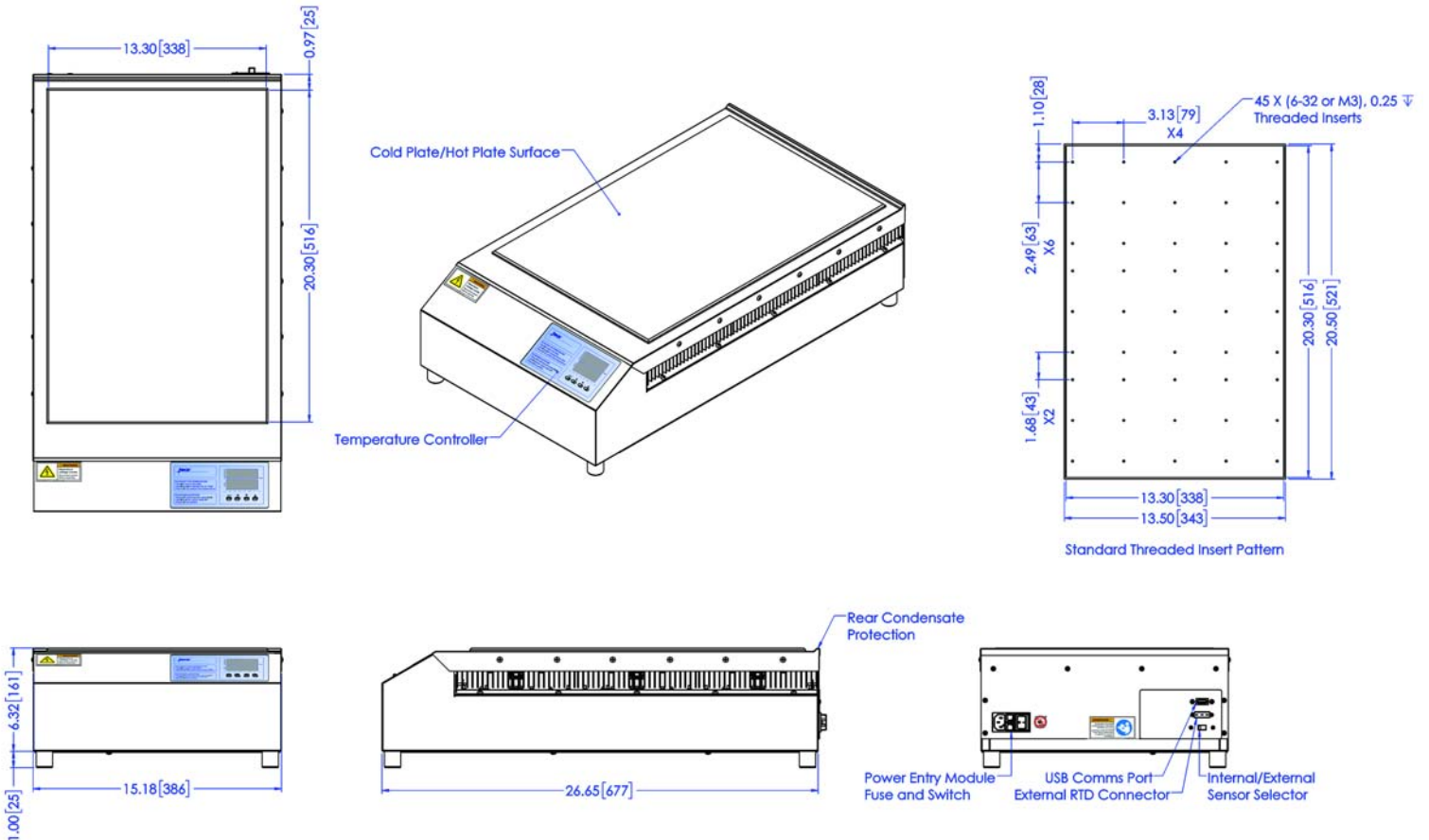


Equation of line: $y = \Delta T(^{\circ}C)$ $x = \text{Capacity (Watts)}$		
Ambient Temp	25°C	50°C
Cold Plate	$y = .065x - 44.9$	$y = .065x - 47.4$



Ambient Air Path

DIMENSIONS



Dimensions: Inches [Millimeters]