



Emcor[®] Cabinets and Enclosures

www.crenlo.com/emcor | 507-287-3535

ESQ[®]



G-Series[®]



10-Series[®]





Why Crenlo

At a casual glance, many enclosures look pretty much alike. However, all enclosures are not created equal. A quality enclosure not only maintains a better appearance over time, it also does a better job of protecting the components within it; no matter what the external environment.

Crenlo ensures conformance to high quality manufacturing standards in all elements of the fabrication process. Manufacturing process controls are utilized from the moment raw material is received and continue through final product assembly and inspection. Dimensional accuracy is statistically audited and verified throughout the cycle with the aid of three state-of-the-art coordinated measuring machines. All products are produced under the internationally recognized ISO 9001 quality assurance program.



Emcor® Enclosures

Select from three flexible enclosure product lines, each featuring an extensive selection of rack heights, widths, depths, and styles that target your specific design requirements. These cabinets support a mix of computer, data storage, network and security equipment. Use inside or outside the data center in smaller computer rooms or in premiere network applications. A variety of external and internal accessories are available to complete your design. Modified or custom designs are also available.

ESQ®



ESQ Key Product Features:

- 800 lb. static load rating.
- Wide range of sizes to meet various applications.
- Desk and counter high frames for creating work stations.
- Three EIA panel widths - 19", 24" and 30."
- Ships fully assembled in 2 weeks.
- Available in the Instant Emcors Quick Ship Program.

Instantemcor
Quick Ship Program

G-Series®



G-Series Key Product Features:

- 2000 lb. static load rating.
- Multi-vendor server enclosure
- Wide range of sizes to meet various applications.
- Two EIA panel widths - 19" and 24."
- Ships fully assembled in 2 weeks.


10 Series®



10 Series Key Product Features:

- 3500 lb. static load rating.
- Wide range of sizes to meet various applications.
- Desk and counter high frames for creating work stations.
- Two EIA panel widths - 19" and 24."
- Ships fully assembled in 2 weeks.
- Available in the Instant Emcors Quick Ship Program.

Instantemcor
Quick Ship Program



Our Enclosures Feature:

- Adjustable depth mounting rails that support a wide range of equipment.
- Independent, removable side, top panel, bottom panel and doors.
- Optional thermal management accessories to control airflow.
- A variety of cable management and power options.
- Multi-vendor server enclosure.
- Various door styles to match airflow requirements.
- Locking side panels and doors for equipment security.

Common Modifications:

- Strut re-locations.
- Holes and cut-outs.
- Ground studs.
- Pre-assembly or pre-wiring.
- Paint / decals.
- Service panels.
- Shock & vibration / IBC / seismic / NEMA.

Modifications to the Overall Foot-print

The gray area on charts below show the typical ranges to which each product line can be modified in terms of usable height, depth and width. Standard* sizes are indicated within the gray area.

ESQ

U's	1U	3U	5U	7U	9U	11U	13U	15U	17U	19U	21U	23U	25U	27U	29U	31U	33U	35U	37U	39U	41U	43U	45U	47U	49U
Inches	1.75	5.25	8.75	12.25	15.75	19.25	22.75	26.25	29.75	33.25	36.75	40.25	43.75	47.25	50.75	54.25	57.75	61.25	64.75	68.25	71.75	75.25	78.75	82.25	85.75
Usable Height				6U	10U	12U		16U		20U			25U		30U		35U		40U		45U				
Overall Depth					18.500	22.000	25.500	30.750																	
Overall Width					21.062	26.062	32.062																		

*Modifications to the standard foot-print may affect static load ratings, center of gravity and other performance.

G-Series

U's	1U	3U	5U	7U	9U	11U	13U	15U	17U	19U	21U	23U	25U	27U	29U	31U	33U	35U	37U	39U	41U	43U	45U	47U	49U
Inches	1.75	5.25	8.75	12.25	15.75	19.25	22.75	26.25	29.75	33.25	36.75	40.25	43.75	47.25	50.75	54.25	57.75	61.25	64.75	68.25	71.75	75.25	78.75	82.25	85.75
Usable Height																30U		35U		40U		42U		45U	
Overall Depth								26.312	31.562	36.875	42.125														
Overall Width								21.062	26.062																

*Modifications to the standard foot-print may affect static load ratings, center of gravity and other performance.

10 Series

U's	1U	3U	5U	7U	9U	11U	13U	15U	17U	19U	21U	23U	25U	27U	29U	31U	33U	35U	37U	39U	41U	43U	45U	47U	49U
Inches	1.75	5.25	8.75	12.25	15.75	19.25	22.75	26.25	29.75	33.25	36.75	40.25	43.75	47.25	50.75	54.25	57.75	61.25	64.75	68.25	71.75	75.25	78.75	82.25	85.75
Usable Height								15U		19U 20U		23U		28U		30U		35U 36U		40U			45U	48U	
Overall Depth								26.312	31.562	36.875	42.125	47.375													
Overall Width								22.562	27.562																


*Modifications to the standard foot-print may affect static load ratings, center of gravity and other performance.



CAD files and BOM's are available on our website.

Sample Configurations

The following pages show sample configurations made up of the following frame components. The number of standard options for each type of frame and the associated product line is listed below. Visit our website to download CAD files and complete BOMs.



Dual-Bay

ESQ
N/A

Vertical

ESQ
79 Options

Slope Front

ESQ
18 Options

Work Surface

ESQ
22 Options

Instrument

ESQ
24 Options

Turret

ESQ
42 Options

Wedge

ESQ
66 Options

G-Series
20 Options

G-Series
40 Options

G-Series
N/A

G-Series
N/A

G-Series
N/A

G-Series
N/A

G-Series
N/A

10 Series
N/A

10 Series
78 Options

10 Series
8 Options

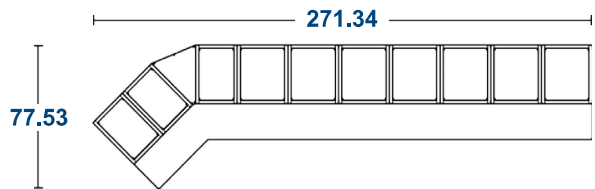
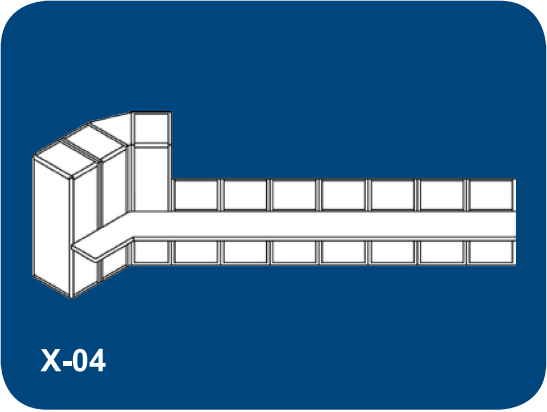
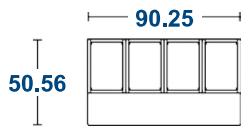
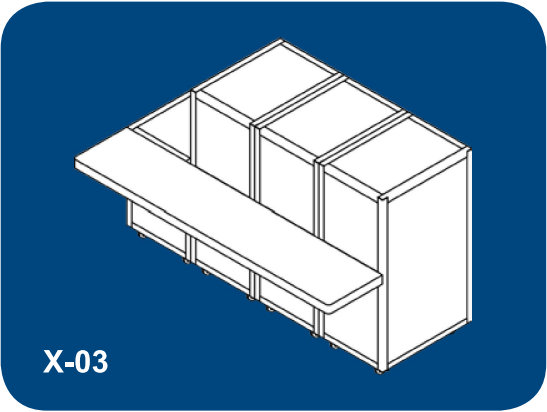
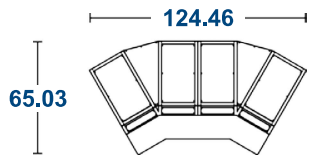
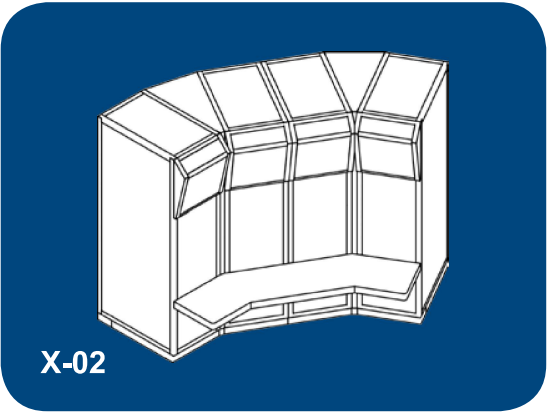
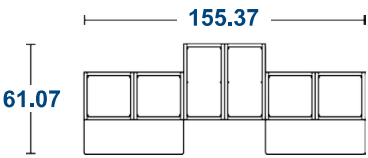
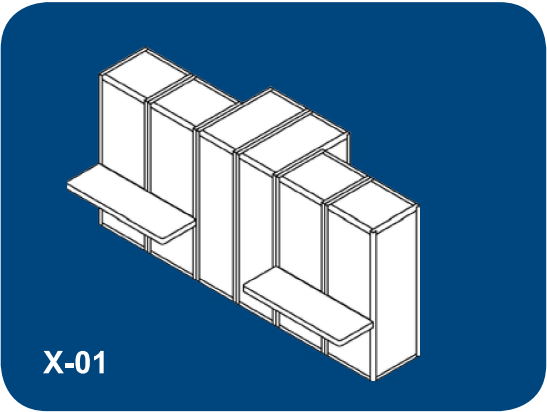
10 Series
20 Options

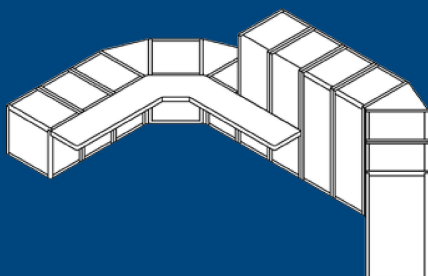
10 Series
N/A

10 Series
12 Options

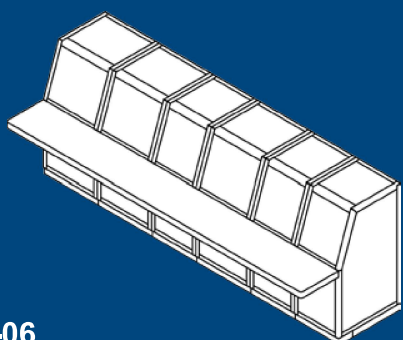
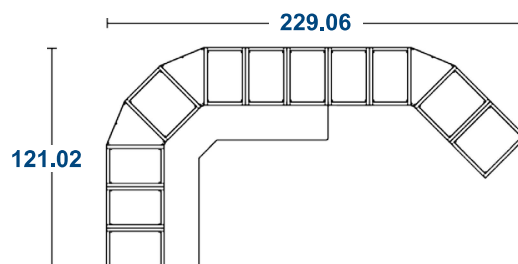
10 Series
68 Options

10 Series Idea Guide

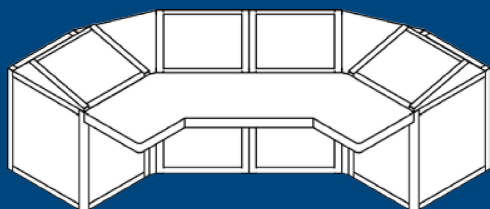
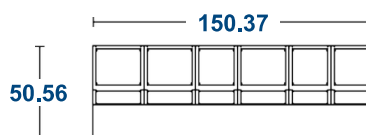




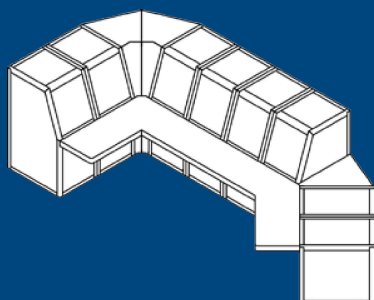
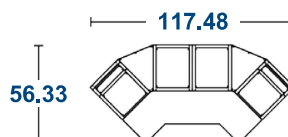
X-05



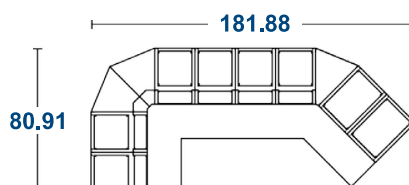
X-06



X-07



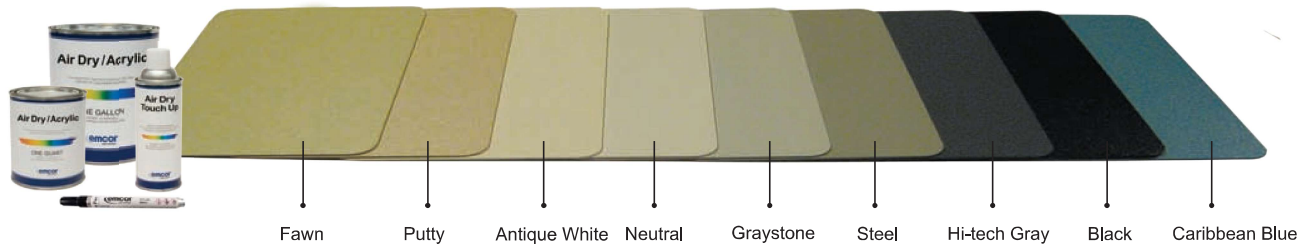
X-08



Options and Accessories

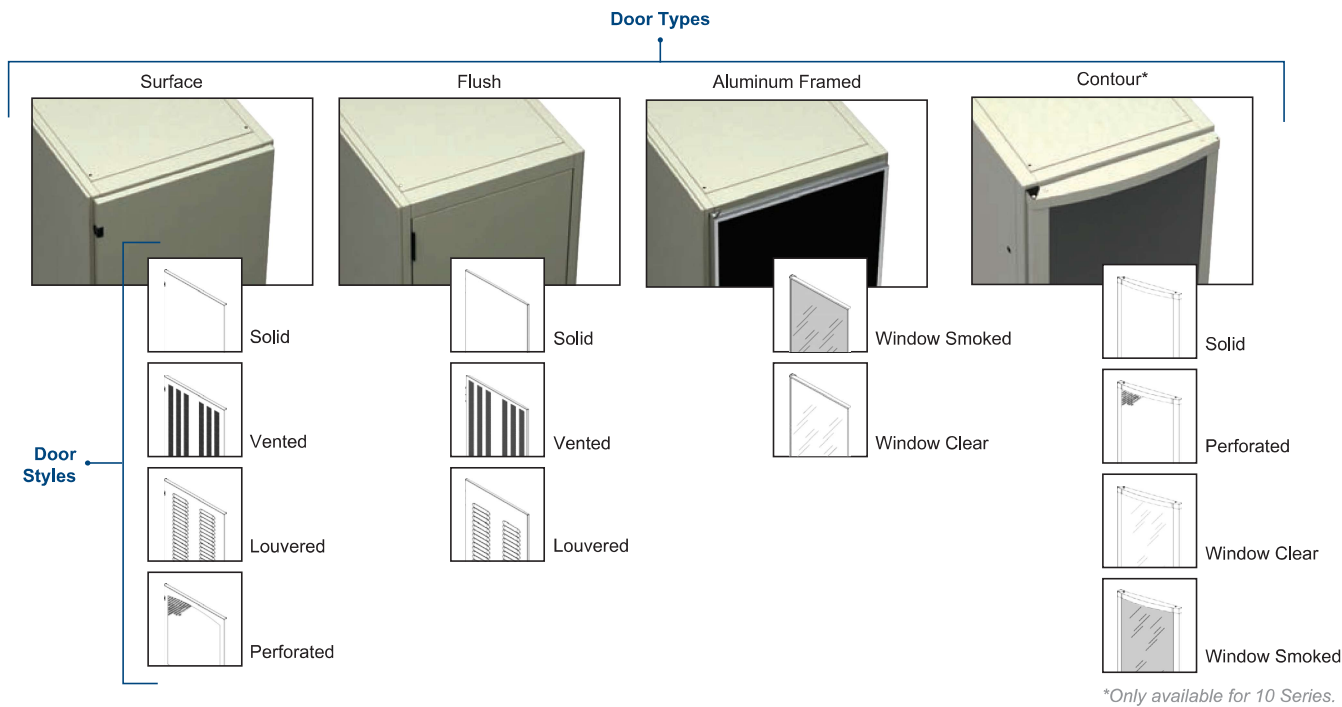
Paint/Finish

Our enclosures are finished in textured powder paint. Powder coating provides a durable high-quality finish. Select from one of nine proprietary color options. If needed, we offer air dry touch-up paint in three convenient sizes.




Door Options

The following door options are available. The doors can be used on the front or rear of the cabinet. Select the type and style combination that best fits your functionality needs; weather it be visibility, air flow management, or simply aesthetics.



Panels

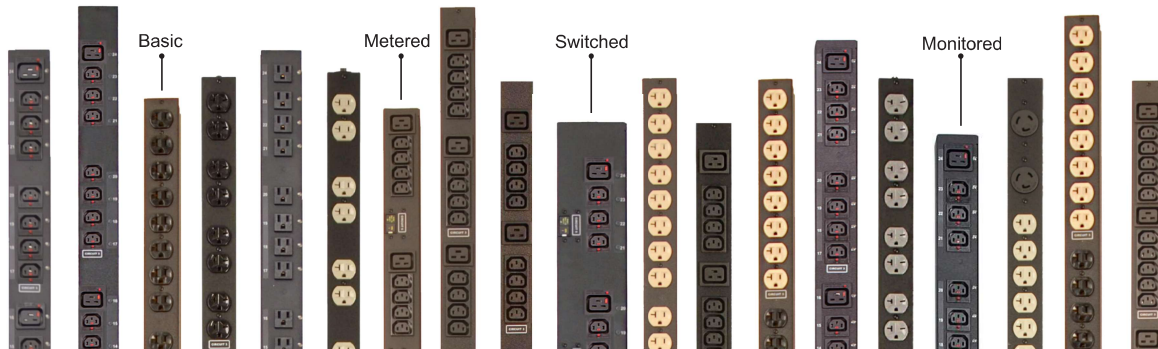
Available in multiple styles, filler panels close off all, or portions of, the top, front, rear, and slope opening areas of the frame. Most styles available in 1U-45U heights and in 1U increments.



Options and Accessories


Power

Crenlo offers one of the largest selection of enclosure power distribution units (PDUs) available on the market. This complete suite of power products is designed specifically to help IT professionals meet their rapidly escalating power requirements.




Cable Management


Cabinets house more equipment today than ever before. This rise in equipment densities has increased the need for organized cable management. Poor cable management can not only lead to damaged cables or increased time to add or change out cables, but can block critical airflow or access. We offer the proper cable management options to meet varying needs.



Vertical cable organizers and lacing panels.




Cable ties, Velcro and other accessories.



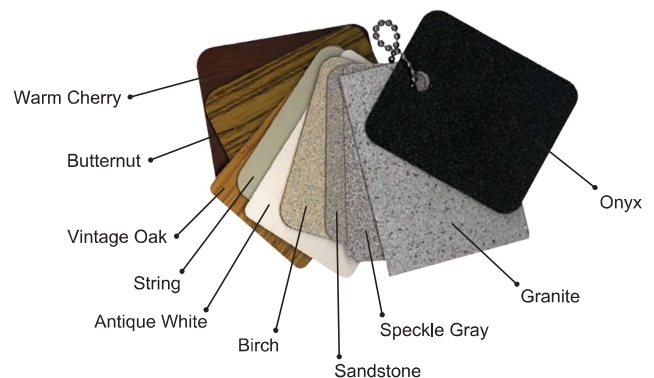
Horizontal cable organizers and lacing panels.

Work Surface Styles and Laminate Options

Select from the following work surface styles and laminate options. Unique surfaces such as static dissipative can be accommodated.



CORIAN® also available.



Options and Accessories

Accessories

We offer a variety of additional accessories to tailor an enclosure to specific application needs. Most of the items listed below can be used in either the ESQ, G-Series or 10 Series product lines. For a complete list of available accessories visit our website.

Shelves



Chassis Guides (200 lbs.)
Monitor Shelf (50 lbs.)
Fixed Shelf (125-200 lbs.)
Sliding Shelf (90-112 lbs.)

Air Flow Management



Pagoda Style Venting (Natural Convection)
Single Fan Panels (550 CFM)
Dual Fan Panels (204 CFM)
Fan Trays (290-586 CFM)
Blowers (125-500 CFM)
Pagoda Impellers (1040 CFM)

Drawers



Drawer (2U-8U) (90 lbs.)
Drawer with Lid (90 lbs.)
Keyboard Tray

Power




Basic, Metered, Monitored, Switched
15-60 Amp
120-208 Volt
Vertical and Horizontal Orientations
NEMA / IEC / CA Style Plugs and Receptacles
Environmental Control (Temp, Humidity, Dew Point)

Grounding



Bus Plate (14 Grounding Holes)
Bus Bar (12U-45U)
Ground Studs

Cable Management



Vertical Lacing Panels and Cable Organizers
Horizontal Lacing Panels and Cable Organizers
Overhead Cable Trays
Cable Ingress/Egress Panels
Velcro and Other Cable Ties

Casters



75# Soft Rubber
75# Polypropylene
180# Hard Rubber
200# Soft Rubber (LK option)
375# Hard Rubber (LK option)

Lighting



Rack-mount or Panel-mount Style
LED and Halogen Bulbs
12" and 18" Gooseneck Lengths
Bases for conversion to task lighting