

Masthead Combo Light

With Motorized Base



Installation Instructions

1. Mounting surfaces should be flat, clean, dry, and free of any existing hardware or holes. Before mounting ensure that the light will not interfere with surrounding structures when collapsed or extended.
2. Drill holes for the mounting screws and wire exit using the provided template below (apply sealant to holes for additional protection).
3. Connect all wires to appropriate power source (10v-30v). Refer to wiring diagram on reverse side.
4. There are two sets of wires exiting the base of the light. A sheathed cable (black) and four loose wires. The loose wires operate the motor mechanism and the sheathed wires (black) operate the light.
5. **Motor Wires** (loose): There are four wires, Red (positive +), Black (negative -), the Orange and Green are signal wires that will run to the powered switches. The Red (positive +) needs to be fused appropriately and the Black (negative -) can run to a common ground source.
6. **Light Wires** (black) - There are four wires running to the light head. Black (negative -), White (Masthead), Blue (Anchor) and Brown (Stern). Black (negative -) will run to a common ground, the light wires will run to their powered switches.
7. **Masthead Light:** White wire to powered switch, orange or green to same switch. Brown to same switch (Stern light is optional).
8. **Anchor Light:** Blue wire to separate powered switch, orange or green to same switch.

Mounting Template

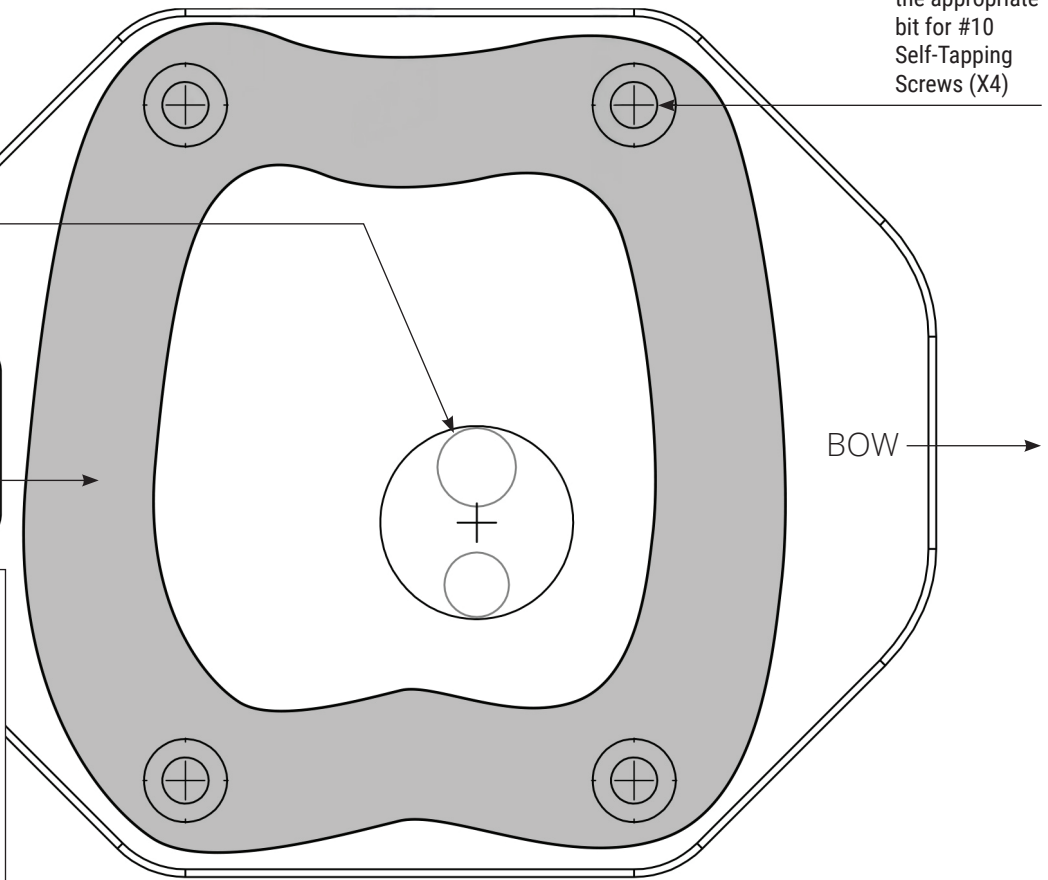
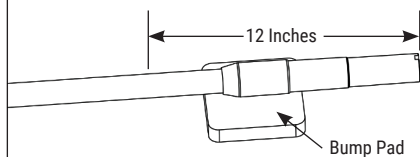
Ø 1.0"
25mm
Power Wire
Exit Hole

Ensure bedding sealant fully surrounds the wire exit hole and mounting screws

Pre-drill using the appropriate bit for #10 Self-Tapping Screws (X4)

BOW

Mount supplied protective Bump Pad to the hardtop within 12" of the top of the light head to eliminate mast bounce.



600884-B

Lumitec Limited Warranty:


The product is warranted to be free from defects in workmanship and materials for a period of three (3) years from the date of original purchase.

Lumitec is not responsible for product failure caused by abuse, neglect, improper installation, or failure in applications other than those for which it was designed, intended, and marketed. Lumitec, Inc. assumes no responsibility whatsoever for any damage, loss, or injury that may result from the incorrect installation of this product, including but not limited to structural damage due to water intrusion, electrical malfunction or vessel sinking when used in marine applications.

Should your Lumitec product prove defective during the warranty period, promptly notify Lumitec for a return authorization number and return product with freight prepaid. Lumitec will, at its option, repair or replace the product or defective portion without charge for parts or labor, or, at Lumitec's option, refund purchase price. Products repaired or replaced under this warranty shall be warranted for the unexpired portion of the warranty applying to the original product(s). No warranty or affirmation of fact, express or implied, other than as set forth in the limited warranty statement above is made or authorized by Lumitec, Inc. Any liability for consequential and incidental damages is expressly disclaimed. Lumitec liability in all events is limited to, and shall not exceed, the purchase price paid.

Register Your Product

To register your Lumitec product please scan the QR code or visit the website link below.



lumiteclighting.com/product-registration

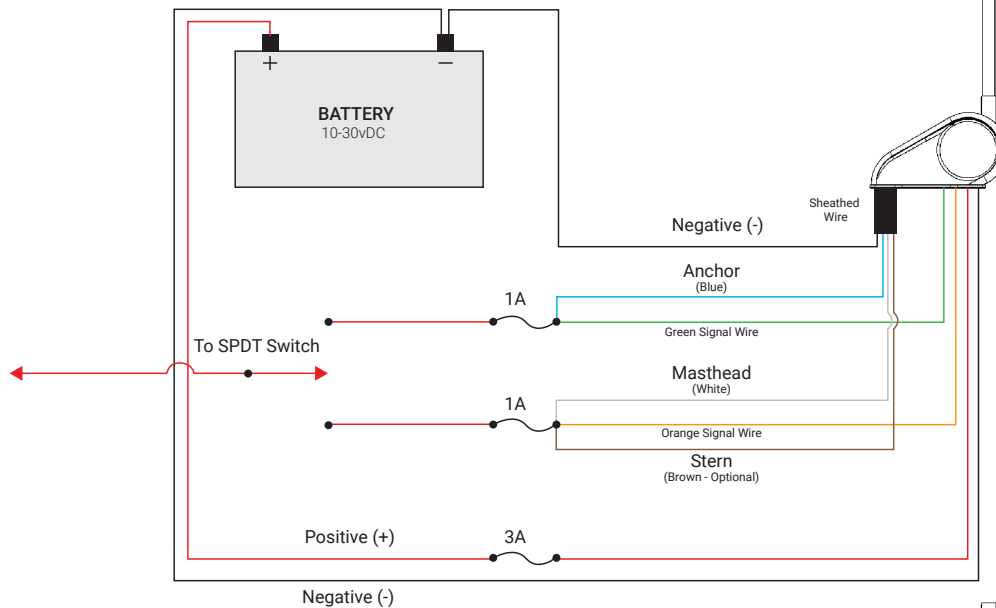
Masthead Combo Light

With Motorized Base

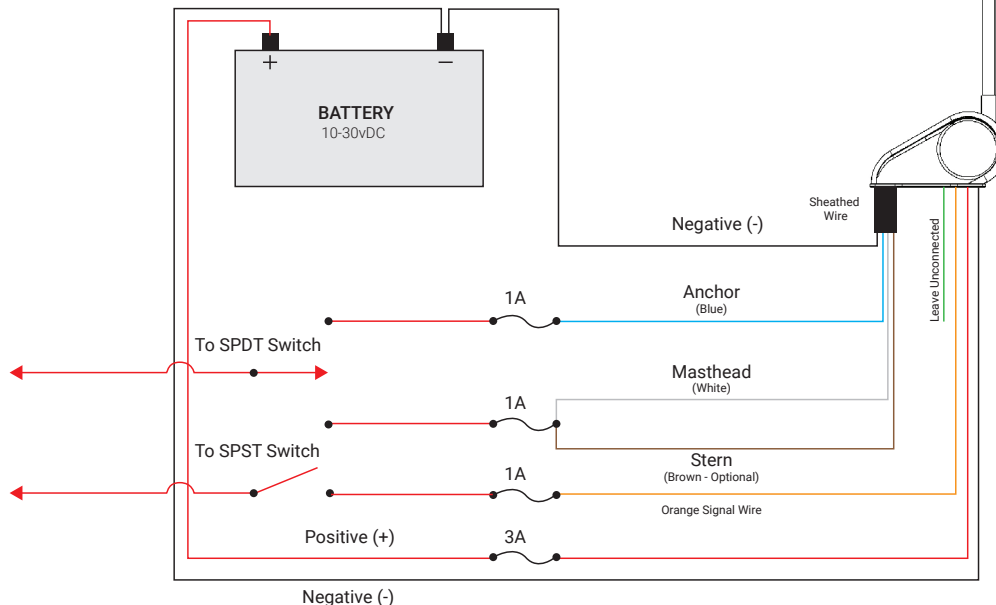


MASTHEAD COMBO LIGHT WIRING DIAGRAM

LIGHT & MOTOR - SINGLE SWITCH



LIGHT & MOTOR - SEPARATE SWITCHES



Masthead Combo Light (sheathed wire)

- Black:** Common (V-)
- Blue:** All Around White (V+) "At Anchor"
- White:** Masthead (V+) "Running"
- Brown:** Stern Light (V+) "Running"

Angler Motorized Base

- Black:** Common (V-)
- Red:** Power (V+) constant voltage
- Orange:** Signal (V+) Connect to independent switch (Raise Masthead) or splice with Masthead wires for either "At Anchor" or "Running" switch.
- Green*:** Signal (V+) Optional: Splice with Masthead wires for either "At Anchor" or "Running" switch.

** To ensure proper functionality for "At Anchor" and "Running", the Orange and Green wires need to be connected opposite each other. Do not connect these wires together.

IMPORTANT

The proper installation of any light is critical to it being U.S. Coast Guard and ABYC approved. Check all installation requirements prior to installation. In accordance with the 72 COLREGS and Inland Rules, all-around lights may not be obscured by masts, topmasts, or structures with angular sectors of more than 6deg.

This Masthead Navigation Light meets requirements for: Masthead Light: 3nm, Anchor Light: 3nm, Stern light: 2nm.

Note: Lumen output will gradually decrease over the life-cycle on the light. After 30,000 hours the light may no longer meet the intensity required by 72 COLREGS.

When cleaning, avoid chemical cleaners and solvents that can damage plastic components. Rinse thoroughly with water.

Specs:	Light	Motor
Voltage:	10-30vDC	10-30vDC
12v DC Amps:	185mA	1.3A
24v DC Amps:	95mA	0.8A
Rated Watts:	2.2W	15.6w