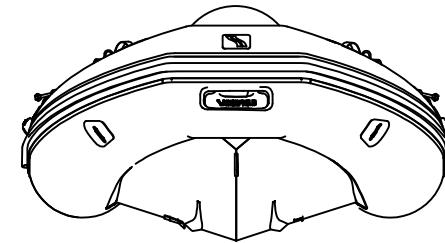
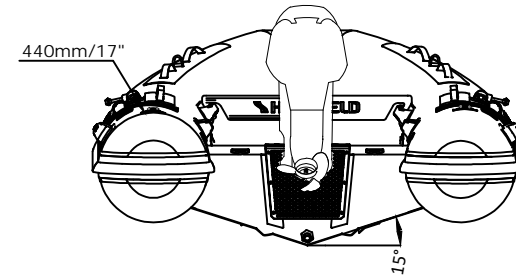
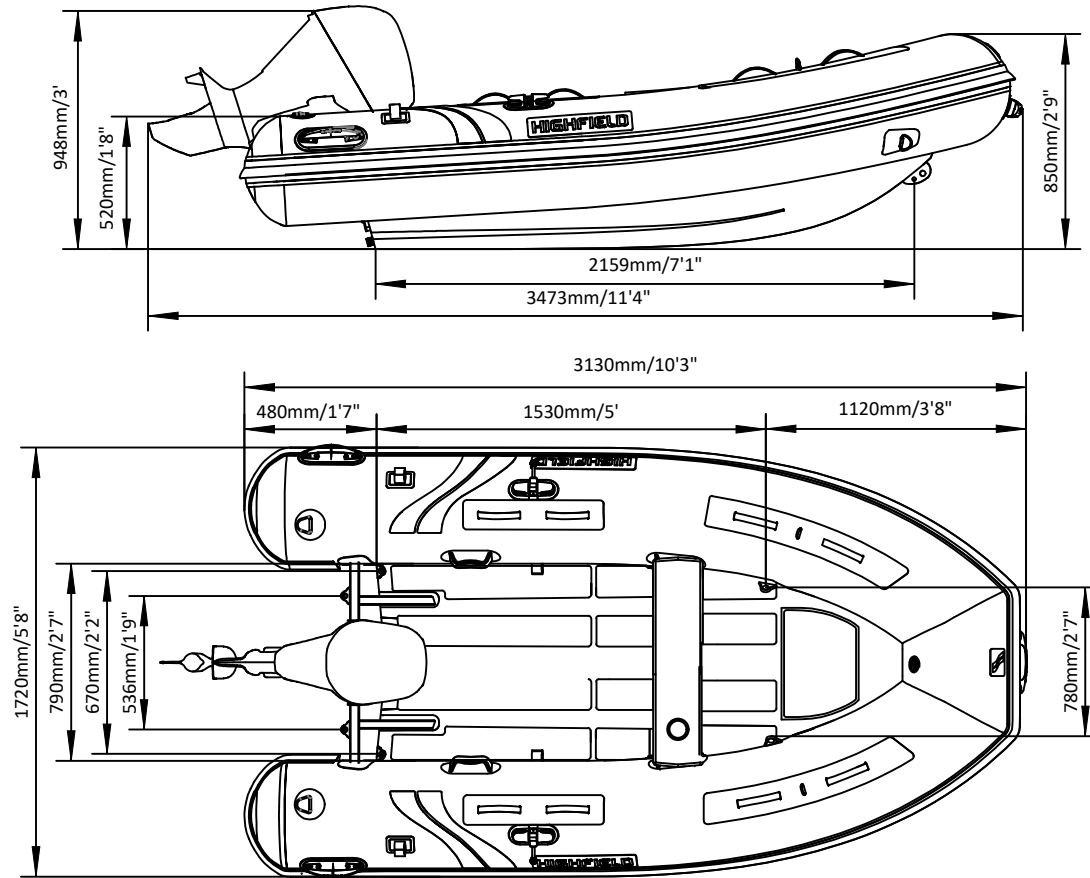


ULTRALITE 310

SPECIFICATIONS



SPECIFICATIONS AND MAXIMUM CAPACITIES (Subject to change without notice. Tolerances: Dimensions ±2.5% Weight ±5%)

MODEL	ISO 6185 PART	ISO 6185	Passengers		Weight		Outboard Engine	Fuel Tank		Fuel Capacity		Wet Weight (Approximate)		Air Chambers		Pressure											
			KG	LB	#	KG		LB	Shaft	Max power	Max weight	L	GAL	KG	LB	PSI	BAR										
			KG	LB	KG	LB		KW	HP	KG	LB	KG	LB	KG	LB	KG	LB	KG	LB								
UL310	2	C	400	882	5	375	827	S	11.19	15	56	123	50	110	/	/	/	/	/	/	/	/	106	233	3	3.63	0.25

Weight: boat only.

2025V2