



# KORNFEIL



*AsistentLine*  
Computer

**LOADING EQUIPMENT FOR DECK OVENS**

## ASISTENT LINE

Loading equipment ASISTENT LINE is the fastest way how to load and unload fully automatic lines of deck ovens - CENTRAL COMPUTER. Very powerfull system of a charger is developed for the highest baking power in range of 1200 - 2000 kg / hour.

CENTRAL COMPUTER - automatized bread producing lines, assembled from several ovens placed in a line, operated with loading machine ASISTENT and with the other peripheral features.  
Baking power is from 200 up to 2000 kg/hour.

### Advantages :

- ➡ Operating power for up to 2000 kg / hour.
- ➡ Constructional solution equal to operating of 24 hours a day.
- ➡ Suitable for products from 50g up to 2,5kg breads.
- ➡ Charging into highest oven versions with 15 decks.
- ➡ Very high baking power regarding to used small place

### How it's made:

- ➡ Used power units , guiding lines and controlling components are supplied from leading world producers.
- ➡ Optimal velocity of Asistent's movement is preset in accordance with every specific bakery project, it differences when operating with 7 ovens or 3 ovens in 15 decks edition.
- ➡ Accuracy of movement is covered by precise position measuring provided by electronic rules.

**K-VAR**

KORNFEIL - VARIANT


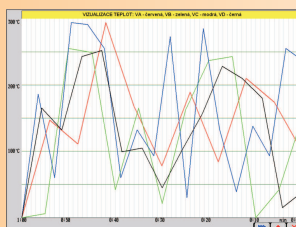

**K - TS**

KORNFEIL - THERMOSTAR

**K - TL**

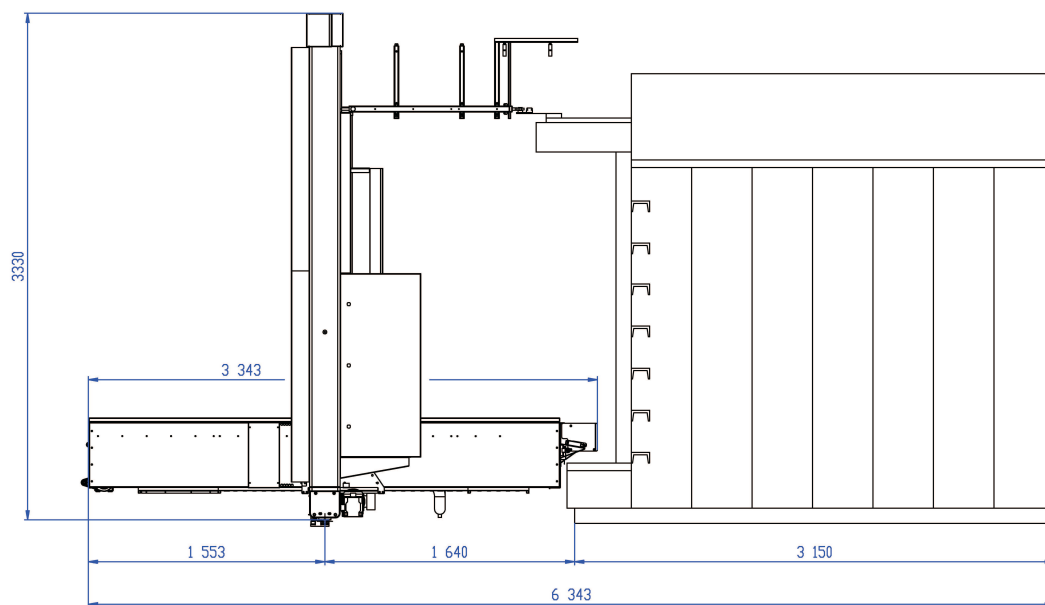
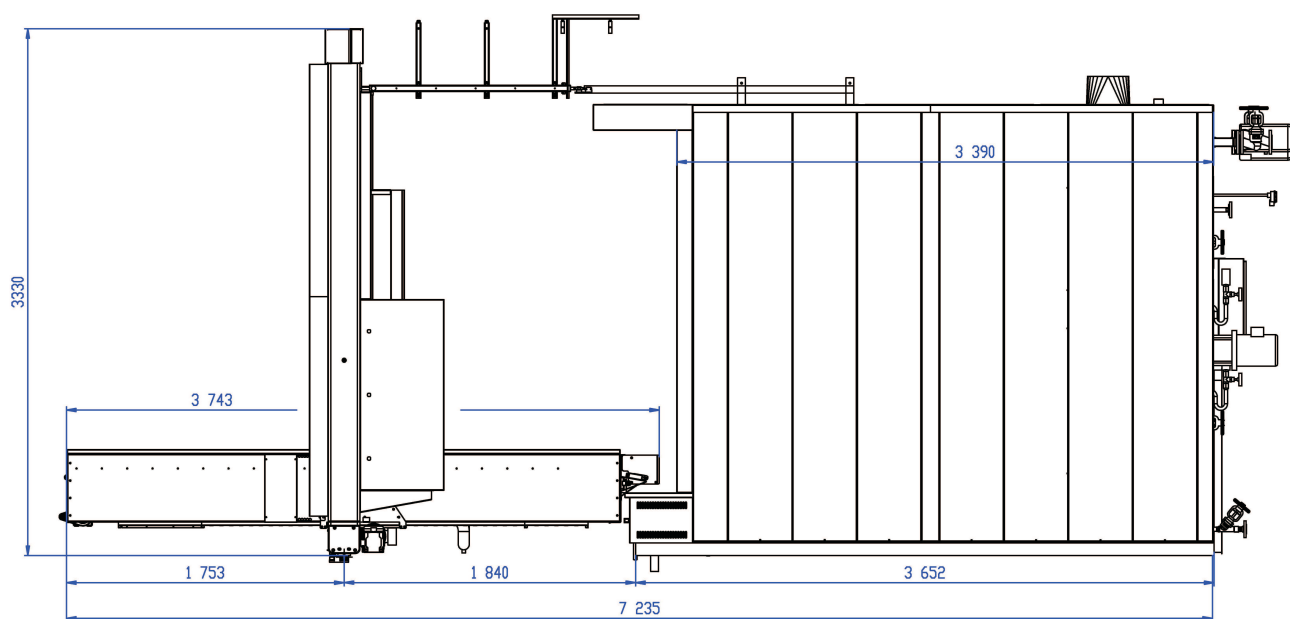
KORNFEIL - THERMOLINE

- ➡ Unique software, developed by Kornfeil company for purpose of complete control of baking process on deck ovens - CENTRAL COMPUTER and to synchronize all the pheriperial features.
- ➡ System is aimed on all the specifics of thermooil and cyclothermical deck ovens.
- ➡ Smooth burner regulation enables system to contribute to the optimal baking curve.
- ➡ Oven baking circuts, burner operating, steaming and all the other functions are precisely adjusted to achieve the highest quality of products, which are so valuable for the customers.





Type	Operating width (mm)	Operating depth (mm)	Dimensions (mm)			El. Connection 3x400V/50Hz		Weight kg
			B	H	V	(kW)	Fuse	
Asistent Line 07/200 S	1734	2000	2600	3344	3330	4	C16A	1550
Asistent Line 09/200 S	1734	2000	2600	3344	4400	4	C16A	1750
Asistent Line 12/200 S	1734	2000	2800	3344	5200	4	C16A	1950
Asistent Line 15/200 S	1734	2000	2800	3344	6000	4	C16A	2250
Asistent Line 07/240 S	1734	2400	2600	3744	3330	4	C16A	1600
Asistent Line 09/240 S	1734	2400	2600	3744	4400	4	C16A	1800
Asistent Line 12/240 S	1734	2400	2800	3744	5200	4	C16A	2000
Asistent Line 15/240 S	1734	2400	2800	3744	6000	4	C16A	2300
Asistent Line 07/200 V	1734	2000	2600	3344	3330	4	C16A	1550
Asistent Line 09/200 V	1734	2000	2600	3344	4400	4	C16A	1750
Asistent Line 12/200 V	1734	2000	2800	3344	5200	4	C16A	1950
Asistent Line 15/200 V	1734	2000	2800	3344	6000	4	C16A	2250
Asistent Line 07/240 V	1734	2400	2600	3744	3330	4	C16A	1600
Asistent Line 09/240 V	1734	2400	2600	3744	4400	4	C16A	1800
Asistent Line 12/240 V	1734	2400	2800	3744	5200	4	C16A	2000
Asistent Line 15/240 V	1734	2400	2800	3744	6000	4	C16A	2300



KORNFIL, spol. s r.o., 696 14 ČEJČ 66, tel. : 518 309 611, fax : 518 309 610 , e-mail : kornfil@kornfil.cz

**HIGH QUALITY - MODERATE PRICES - RELIABLE PARTNER FOR YOUR FUTURE**

[WWW.KORNFIL.CZ](http://WWW.KORNFIL.CZ)

MANUFACTURING - SALE - ASSEMBLING - SERVICE