



Manufacturer

Litz Hitech Corp.

No.18, Yu 9 Road, Yu-Shih Industrial Park,
Tachia District, Taichung City, Taiwan
TEL: +886-4-26815711
FAX: +886-4-26815108
E-mail: sales@litzhitech.com
http://www.litzhitech.com



Litz Machine Tools (JiaXing) Corp.

No.1398 Hefeng Road, Jiaxing, Zhejiang
TEL: +86-573-82222735
FAX: +86-573-82222739
E-mail: sales.jl@litzhitech.com
http://www.litzchina.cn



Welcome to Litz website for more information

Dealer



2021.B



LU

Series

400
620
720



VERTICAL MACHINING CENTER(5 AXES)

5-Axes Machining Centers



Litz Hitech Corp. | Litz Machine Tools (JiaXing) Corp.

Menu

LU Series

Machine

- 2~3 Menu / Description
- 4~6 Complete Machine

Structure

- 7 Structure
- 8 Transmission
- 9 B/C Axes
- 10 Worktable
- 11~12 Spindle Unit
- 13 ATC Unit
- 14 Chip Removal System

Measurement

- 15~17 Tool Length & Workpiece Measurement
- 18~19 5-Axes Transmission
- 20 Measurement System

Maintenance

- 21 Maintenance
- 22~23 High Performance Setup

User-Friendly

- 24~26 Approachability

System

- 27 Control

High Precision Application

- 28~29 High Precision Machining

Software

- 30~31 CAM Software
- 32~33 Ultrasonic Integration For Machining Of Advanced Materials

Automation

- 34~37 Automation System

Machining


- 38~40 Dimension & Cutting Range
- 41~43 Cutting Area & Inference Area
- 44~45 Technical Specification

Sales Service


- 46~47 Sales Service Information



Description




ATC Unit



Structure

LU-620




Spindle Unit



Measurement System




Center Calibration



Anti-Collision



Control System

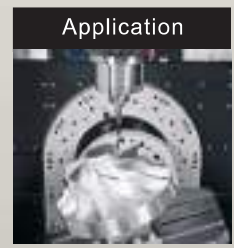


Maintenance




Transmission

LU-620

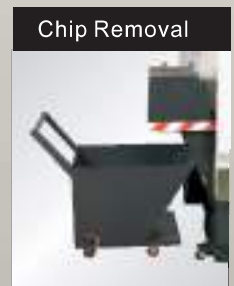


Application



Heat Displacement Control

B/C Axes



Chip Removal

LU Series - Vertical Machining Center (5 Axes)

LU series enters new era for 5 axes.

LU series represents optimum machine in technical accuracy, high efficiency and modern control system. And LU series is the best in price/performance ratio.



Powerful 5-Axes Machining / Superior Machining Performance

The design concept for the LU series is to build a simple and standardized reliable structure, to achieve high quality/powerful 5 axes machining. The high performance cutting capability of the LU series provides a economical 5 axes solution for users in the highly competitive market.



High Precision 5 Axes Machining

LU series is designed for highly efficient production mindset. It is equipped with high performance control system, along with high speed contour control capabilities. Best surface precision can be achieved in the shortest machining time. Highly dynamic performance for 5 axes machining, can provide solution for complex workpiece, and fulfill demands for 5 axes requirement.



LU-620


Innovative Performance

- * Easy entrance into working area.
- * Great chip removal mechanism.
- * Ergonomically design.

Servo transmission, linear scales compensation for all axes, and measurement system are either standard or optional equipment.

High-Rigidity Structural Design

LU series 5 axes machining center employs high rigidity casting base to support the swiveling B/C axes. X/Y axes are with cross slider design. The design ensures high machining precision, best quality stability and the highest production efficiencies.



LU-620

Technical Highlights:

1. High efficiency: simple to complex 5 axes machining.
2. High precision: X/Y/Z axes + B/C axes with high precision linear scales.
3. Powerful cutting spindle: direct drive transmission with torque up to

34 NM(LU-400), **80** NM(LU-620/720)

4. Magazine: **30** tools(LU-400), **32** tools(LU-620/720)

High Precision Transmission System

At the highest level of machining production, linear technology can enhance machining efficiency and precision. The machine sets a new standard by compact structure. Using high technology components enables the high cutting speed, and processes the best repeatability and dynamic performance.



Optional 3 Axes Linear Scales



- X/Y/Z axes can be equipped with linear scales, and detects the thermal displacement caused by rapid machine movements. The value of the thermal displacement is being feedbacked to controller for accuracy compensation. The option is best for high precision parts production.
- Linear scales system is equipped with air protection device, to avoid dust and oil-mist pollution, and ensure linear scales accuracy. The device can prolong the lifespan of the linear scales.

B/C Axes Rotary Table

The 5 axes technology is equipped with linear scales and rotary tables. The dynamic swiveling rotary table can move with high rapid. B axes is **25** RPM, and C axes is **25** RPM, when the table is in worm gear mechanism.

Tilting/Rotary Table



- B axes tilting angle: -50~+110 degrees
- C axes rotating angle: 360 degrees
- B axes and C axes are with each own designated servo motor
- B / C axes worktable max. loading: 200KG (LU400), 300KG (LU620), 500KG (LU720)

B/C Axes Clamping Force



- LU series use high rigid swiveling B / C mechanism to ensure best positioning precision at any angle with 5 axes simultaneous operation. The expanded application range can fulfill the high demand for complex machining.
- B / C axes are with full circle hydraulic brake system, and ensures best reliability.

Worktable & Supporting Tailstock

DD Rotary Table, Deta (OP) **OP**

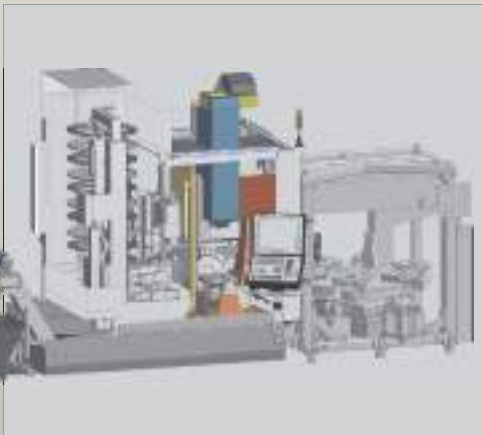


Large diameter table expands space for fixture/jig installation, and expands machining range.

Turbine Rod Turntable, PARKSON



Six Auto Pallet Change



A supporting tailstock setup to ensure best precision and rigidity when table is loaded.

Worktable Hydraulic Brake Unit



High performance hydraulic module provides braking system for the worktable, this ensures the worktable's high clamping force at high loading.

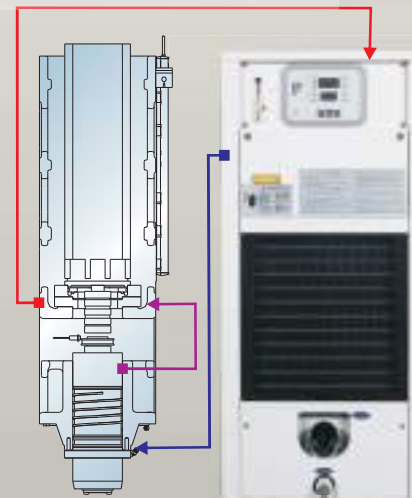
Spindle Unit

Advanced spindle design can highly enhance the cutting efficiencies and surface quality. Especially suitable for mass production and high precision demands

High Speed Spindle



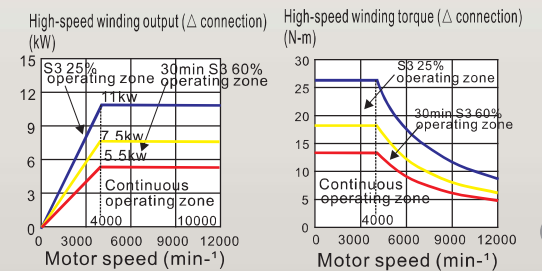
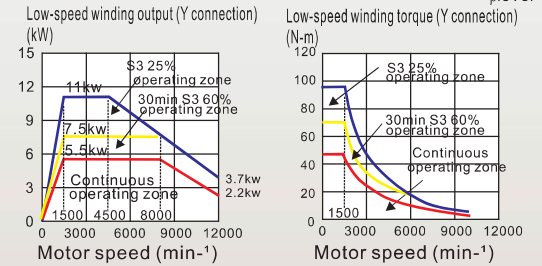
Spindle Oil Cooling System



Spindle and spindle motor adjusting plate are equipped with oil-cooling system, which can efficiently control thermal changes.

Spindle Motor

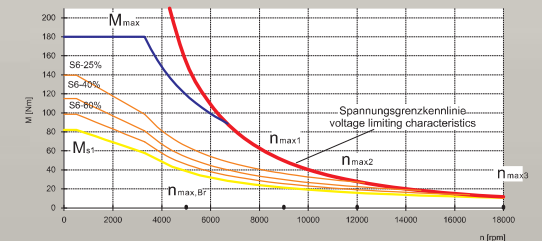
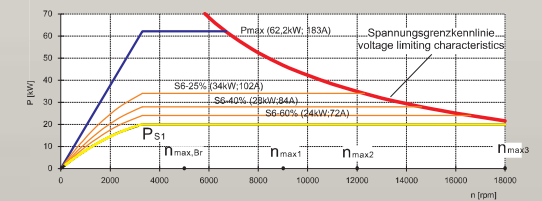
LU-400 FANUC 0iMF Applicable amplifier aiSP 11 βiSVSP*-11



LU-620/LU-720 Heidenhain TNC-640


Tabelle 1-476 SINAMICS, 3 AC 400 V, Active Line Module, (ALM), 1PH8107-□□M2□□

n_n [rpm]	P_n [kW]	M_n [Nm]	I_n [A]	n_{max1} [rpm]	n_{max2} [rpm]	n_{max3} [rpm]	n_{max4} [rpm]	n_s [rpm]	M_{max} [Nm]	I_{max} [A]	M_0 [Nm]	I_0 [A]
3300	20,0	58	60,0	9000	12000	18000	5000	18050	180	183	82	73
3000	18,0	57	60,0					18050				



Machine Oil-Coolant Separation Design

Spindle Pull Force




- Spindle Tool Pulling Force

1100kgf (LU-720)
1100kgf (LU-620)
750kgf (LU-400)

- High pull force spindle provides high tool clamping force to enhance tool cutting rigidity.
- Two-sided-constraint-taper-tool is used to enhance the cutting rigidity.

Spindle Direct Drive Transmission



IDD is the best anti-heat separation design IDD (Isolated Direct Drive System)

- Direct drive spindle design can separate heat source, and minimize heat displacement to increase precision and tool lifespan.
- Heat separation coupling design in between spindle and motor. The spindle oil cooling control is optional for high precision cutting.
- No belt nor gear transmission, thus backlashes, noises, or vibration can be limited.
- Direct drive spindle can enhance motor efficiency, high quality rigid tapping can be performed.

ATC and Magazine Unit

Magazine Unit

Magazine capacity is
 30T(LU-400)
 32T(LU-620/720)
 48T(LU-400/620/720) **OP**
 60T(LU-620/720) **OP**

Tools can be loaded or unloaded during cutting.

ATC Control



LU-620

30T(LU-400)



- Arm-type tool changing mechanism and magazine on the left side of the machine. This can reduce the time for preparing the tools. Auto door for the ATC can also prevent the chips from getting into the ATC unit.


Arm-type Tool Changing System



- Rapid tool changing arm, T to T: **5 sec**
- CAM type indexing mechanism, for high precision and low maintenance.
- Light ATC arm, for low inertia and low loading.


Highly Efficient Chip Removal Mechanism

Chain-type Chip Removal System



In the chip removal function, the highly efficient and simple designed mechanism can handle large amount of coolant to the chip conveyor. And from the chip conveyor, the chips are transported to the chip cart on the left side of the machine. This mechanism makes it easy and convenient to handle the chips.

Chip Cart



Laser Tool Measurement System

OP

The continuous monitoring of the tool data can detect the breakage/damage/wear of the tool. This can ensure the consistent production quality, and avoid damages.

Laser measurement system can ensure high quality precision.


LU-400

Advantages:

- * Reduce non-production time.
- * Fully automation.
- * Low defective rate.
- * High production efficiency.
- * High production quality.

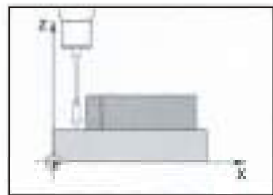
LU-620

Infrared Workpiece Measurement OP

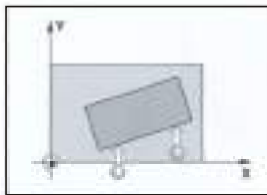


Highlights:

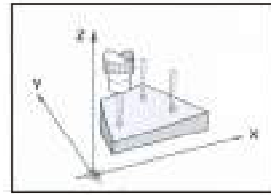
- Workpiece can be clamped at any position.
- Probe can detect uneven / unparallel surface for holes or surfaces.
- CNC coordinate compensation.



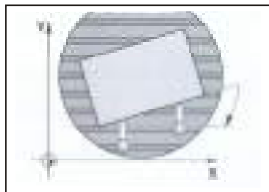
Measure any points on any axes



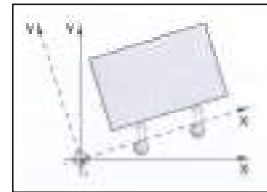
Linear tilting angle



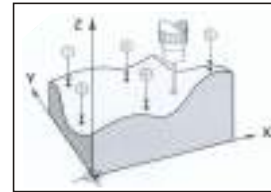
Surface tilting angle



Compensate uneven value through rotating table



Compensate uneven value through coordinate's basic rotation


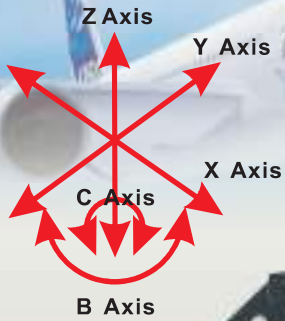


Measure curves




3D Tool Measurement System OP

5 Axes Simultaneous Movement Structure



ATC Tool Changing Mechanism



Transmission System




B, C Axes Worktable



LU Series

- Controller: Heidenhain TNC640 (5 Axes Simultaneous) or FANUC 0iMF (4 Axes Simultaneous + 1)
- Spindle Direct Drive **12000RPM**
- X/Y/Z Axis + B/C Axis
- Worktable Tailstock Support
- Cross Slide Design (X/Y Axes)
- Magazine **30T(LU-400)**
32T(LU-620/720)
48T(LU-400/620/720)OP
60T(LU-620/720)OP
- Chain Chip Conveyor

Spindle Direct Drive Transmission



Worktable Tailstock Support



LU-620

High Precision Measurement System

Tilting Axis Linear Scales



■ B Axis Tilting Axis with Rotating Linear Scale.

C Axis Encoder



■ C Axis with Heidenhain High Precision Rotating Encoder.

Center Calibration Function **OP**



■ Worktable Center Calibration w/ Heidenhain TS740. High Precision Touch Probe & Standard Calibration Ball with Heidenhain Measurement Software can detect error value of the worktable and compensate to ensure Worktable Precision.

Rotary Axis Laser Measurement



Tool Unloading & Loading & Maintenance Door



■ Magazine with maintenance door, easy for loading and unloading tools, for easy maintenance.

Convenient Access for Maintenance



■ Hydraulic tubes are centralized at the rear of the machine for easy maintenance.

Electric System For Easy Maintenance



- Electrical cabinet are in compliance with CE regulation, to ensure control system can be free of interference.
- High performance controller, with systemized development and internet connection to fulfill demand for high speed high precision.
- Electrical cabinet is equipped with heat exchanger unit FANUC for stable control operation , air cooler can be an option

High Performance Design Setup

Safety Door System



- When safety door is not closed, program cannot start to ensure operator's safety.
- When door is opened during machining, program will stop for safety pre-caution.

Lighting System



- High brightness work light is standard for easy loading and unloading work from the table.
- Worklight is anti-explosion, waterproof, anti-dust.
- Parts are easily accessible for the work light.

Shaft-type Chip Guard



Oil Mist Collector Unit **OP**



- Fully enclosed enclosure and oil mist collector can efficiently collect the dust and oil-mist during machining to avoid hazardous particles being inhaled.
- High precision parts can be produced in a clean environment to comply with demands for green technology.

Ultra Large Machining Space



- Large machining room with small interference area.

Disc Type Oil Coolant Separator **OP**



- Disc type oil-coolant separator for easy installation and low space occupation.
- Disc type oil-coolant separator can separate the floating oil in the tank to ensure coolant quality and lifespan, and further ensure the machining quality.

Hydraulic & Lubrication System (LU-620)



- High quality components are used for hydraulic & lubrication system to ensure reliability of the machine.

Ergonomic and Space Saving

Approachable Distance

Item	unit	Section	LU-400	LU-620	LU-720
Distance Between Operator & Spindle	mm	A	315-665	305-825	400-1100
Distance Between Operator & Worktable Center	mm	B	490	565	700
Door Opening Size	mm	C	900	1000	1050
Controller from the Floor	mm	D	870	900	870
Controller from the Floor (Highest)	mm	E	970	1000	970

Operating Convenience & Accessibility

Operating Convenience (LU620)



- Document and compartment **OP**

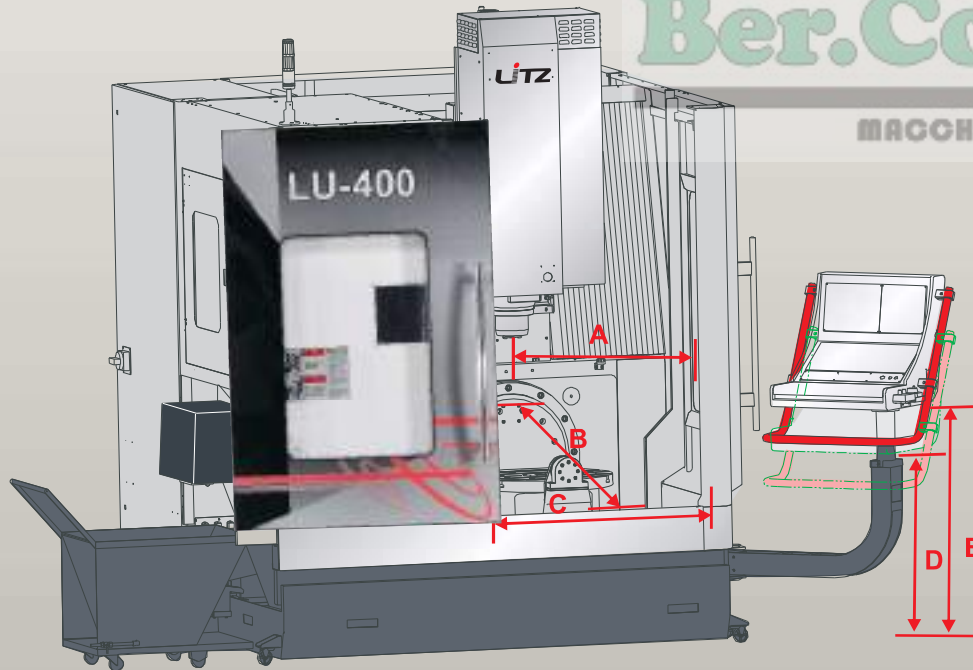


- Movable control cabinet

Operating Convenience (LU400)



- Adjustable operation panel: it can be operated in front of the machine or at the right-side of the machine. The height of the operation panel can also be adjusted to best-suited the hight of human body.



User Friendly HMI

Ergonomically Design Control Panel

Providing best operating comfort for the operator.

Height is 0.90m to 1.10m.

High Performance Software System

Heidenhain TNC640

(5Axes Simultaneous)

Heidenhain TNC620 (4+1Axes)

3D Software

15" TFT Technology

User Self-Definition Software (SOFTKEY)

SMARTNC

FANUC 0iMF (4+1 Axes)

Highlights

High performance control system is the best for high demand machining requirement. LU Series' superior advantage and high performance can fulfill the user requirement from mass production to high speed machining, and to mold making.

Safety Control

Safety technology is in compliance with CE regulation and ECN electrical safety regulation.

Alarm Message Software

Improved operability to reduce error. Remote capability ensures faster technical support in programming and operability.



Control System Unit

Equipped with Fanuc / Heidenhain for the most modern 5Axes control system.

The innovative software function improves the precision and production efficiencies.

The equipped Ethernet port can also provide quick external connect.



Anti Collision Software System (TNC640 ONLY)



Anti Collision (TNC640 ONLY)



High Accuracy Machining Test

The Dynamic Cutting Test should be executed for the LU-Series 5-Axis Machining Center according to NAS979 standard in order to inspect the high-accuracy performance of the machine.



Application

Wheel Tire Mould




Roundness (when inhibiting 5 axes at the same time) (NAS 979 standard)	Cutting conditions:	
	Cutting Object (JIS)	A7075 (alu. Alloy)
	Tool	Ultra-hard End-mill Tool - Ø 40mm (double- edge Tool)
	Spindle Speed	2000 rpm
	Milling Speed	2000 mm/min
	Workpiece Dimensions	Ø216mm x Ø250mm x 63.5mm (H)

5 Axes Cutting Application

One Clamping for Complex Parts

Heidenhain and Fanuc controller can be equipped for LU Series. Both are most advanced and precise 5 Axes controller in the market. The most optimized machining solution can fulfill demand for all complex parts.



Highly efficient 5 axes machining application.



CAM Solution to High Efficient Manufacturing



STRATEGIC ALLIANCE BETWEEN LITZ HITECH AND OPEN MIND. THE CAM FORCE




Ber.Co. Engineering s.r.l.
MACCHINE UTENSILI NUOVE ED USATE

PowerMILL

A leading brand in 2-5 axis high-speed machining CAM System

Strategic partner operation between LITZ HITECH and DELCAM



Being a leader in 2~5 axis high-speed machining CAM System, the PowerMILL is affirmed by the market in its operability, efficiency and functionality.

Ultrasonic Integration For Machining Of Advanced Materials


- Applications and parts
- Highlight
- Control technology
- Summary
- Technical parameters
- Complex processing technology



Tungsten steel



Nickel based alloy



Sapphire

1. Flexibly integrated laser beams through the main axis of HSK-A63 connector
2. The beehive texture of injection mold for steering cover with laser processing
3. The injection mold for dashboard storage box cover with leather surface texture



Quartz glass



Zirconia / Aluminum nitride



Silicon carbide



Glass fiber

4. Flexibly integrated ultrasonic processing technology through the HSK-A63/HSK-A100 connector
5. The thin and lightweight structural optics parts, such as glass ceramic parts
6. Silicon nitride camera case with sky detection
7. Deep hole drilling for the drive shaft in MnCr

Ultrasonic processing technology

Significantly increase the productivity

With the ultrasonic processing technology of Litz, special materials in the industry can be economically processed regardless of their special shapes, such as precision ceramics, glass quartz, aluminum oxide, tungsten steel, super-alloy or complex materials. The high-frequency micro-amplitude at the front end of cutlery is caused by the ultrasonic resonance effect and rotation super-position of the cutlery. On the basis of workpiece requirements, the ultrasonic processing technology will be able to achieve a higher feed rate, a longer cutlery lifespan and significantly improve the workpiece surface roughness ($Ra < 0.1 \mu m$).

Litz's ultrasonic processing technology has been continuously improving based on the demands of the market. The applied processing fields in Litz's ultrasonic processing modules cover the most advanced difficult-to-process materials and reinforced-fiber complex materials.



Integrated ultrasound technology

The integrate ultrasonic and milling process technology for machine tool is able to provide a wider range of processing materials to users


Ultrasonic processing is an innovative technology for manufacturing complex geometries of high-tech materials that brings incredible rotation speed and can be applied to almost all various fields. The difficult-to-process and high-performance materials can be economically processed and high quality can be achieved, with the kinematics super-position of cutlery rotation and additional axial vibration. The processing of thin buttress in lower processing cutlery significantly reduces minor-cracking of the materials and extending the lifespan of the cutlery. Depending on the materials characteristics, an excellent surface glossiness of $Ra < 0.1 \mu m$ can be achieved.

Plug and play design



Customized jig

- **Ultrasonic technology** utilizes the optimized inductive transmission
- **More powerful ultrasonic** amplifier amplitude is increased by 3 times
- **Shorter ultrasonic generator** to achieve a higher stiffness
- **Cutlery** non-integral and forming cutlery



Power Transmitter (ignore wire)

Ultrasonic processing tool holder

The advanced and difficult-to-process materials

- Tungsten steel**
With characteristics of high intensity, high hardness and toughness
- Precision ceramic**
Light weight
Excellent corrosion resistance and heat resistance
Excellent wear resistance
- Quartz glass**
Transparent color
Heat and shock resistant
Good chemical stability and electrical insulation
- Nickel based alloy**
Excellent corrosion resistance
Excellent compressive intensity and antioxidant
- Glass fiber**
High intensity
High elasticity and light weight



The principle of work

The cutlery rotates through the connector of HSK-E32/HSK-E40/HSK-E50/HSK-A63/HAS-A10, and rotates reciprocally in superposition with the ultrasonic additional vibration along axial direction (piezoelectric effect).

Highlight

- +Economic grinding, milling and drilling for advanced materials which are hard, fragile and difficult-to-process
- +The whole new and more robust ULTRASONIC HSK, with a higher amplitude power for high productivity, high surface quality and precision, and longer lifespan of the cutlery
- +Automatic detection and track the ultrasonic frequency and amplitude



Magazine Capacity: **120T**

Max. Tool Length **1~24T: 250mm 25~120T: 160mm**

Max. Tool Weight: **7Kg**

X/Y/Z Axes Travel: **400/350/350mm**

Worktable Size: **∅450mm**

Max. Worktable Loading: **150kg**

Number of Pallets: **6**

APC Worktable Size: **350 x350mm**

APC Worktable Loading: **100kg**



Magazine Capacity: **220T**
Max. Tool Length 1~200T: **250mm**
Max. Tool Weight: **7Kg**

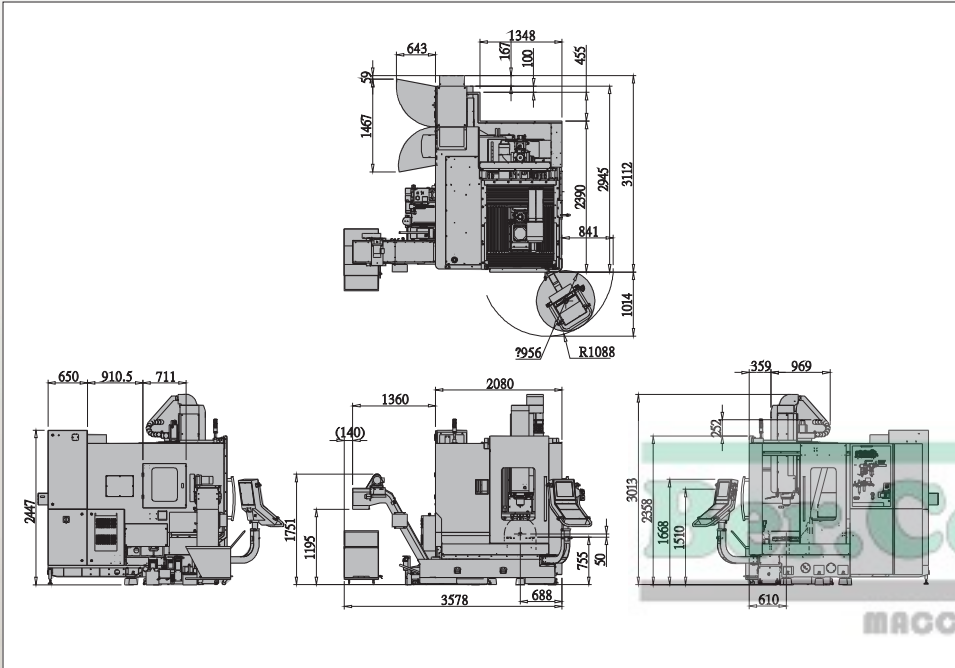
X/Y/Z Axes Travel: **620/520/460mm**
Worktable Size: **Ø650mm**
Max. Worktable Loading: **300kg**

Number of Pallets: **8**
APC Worktable Size: **350 x350mm**
APC Worktable Loading: **100kg**

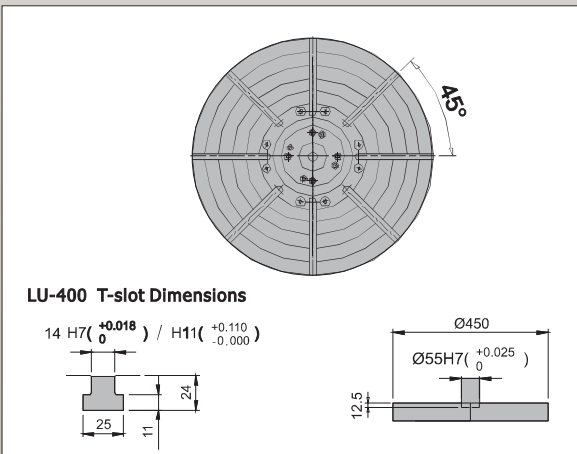
Dimension & Cutting Range LU400

Appearance & Dimension

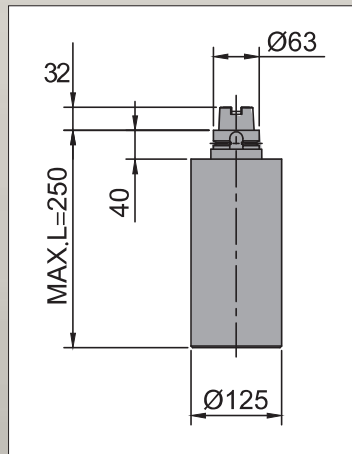
Unit: mm



Worktable Dimension



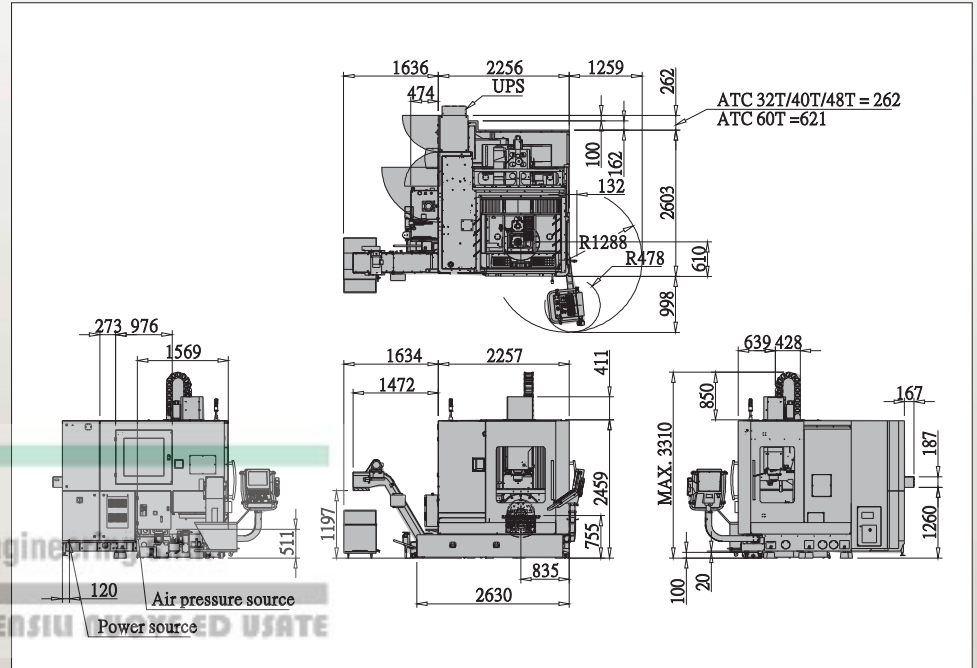
Tool Spec (HSK 63A)



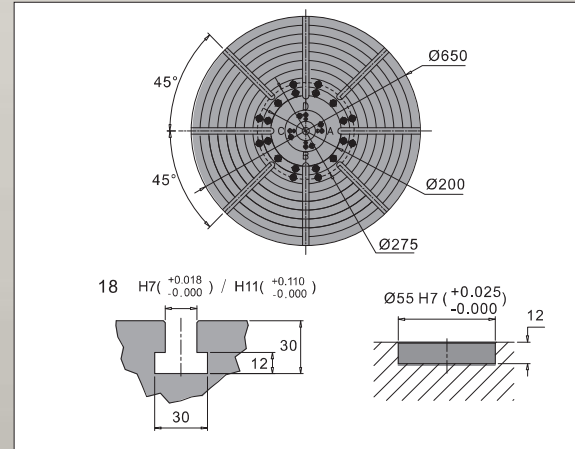
Dimension & Cutting Range LU620

Appearance & Dimension

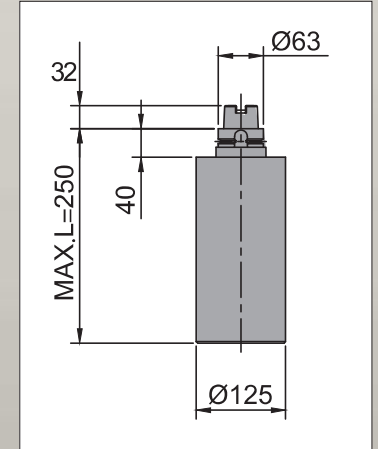
Unit: mm



Worktable Dimension



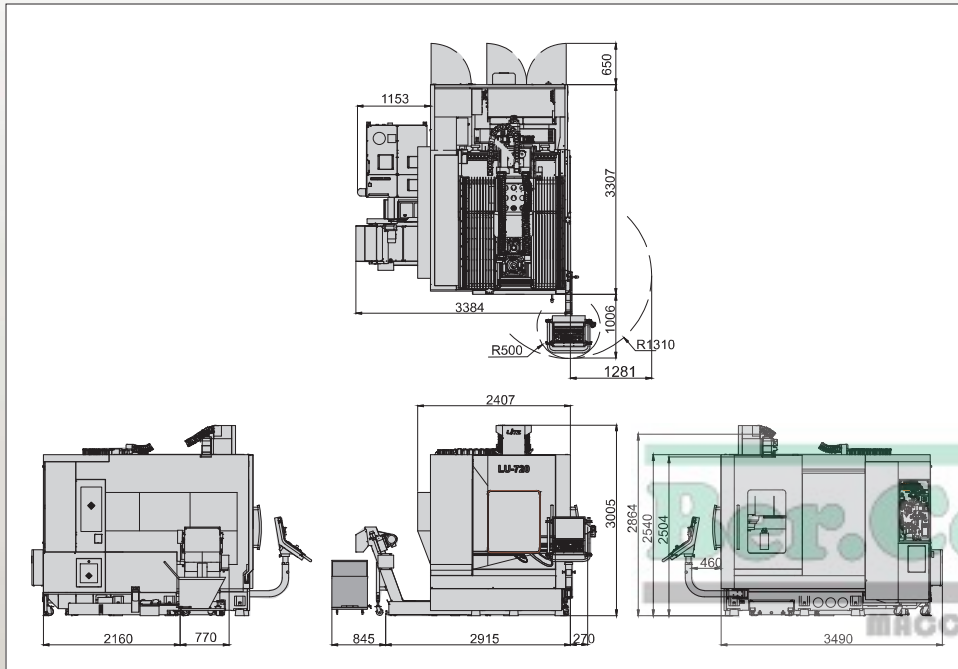
Tool Spec (HSK 63A)



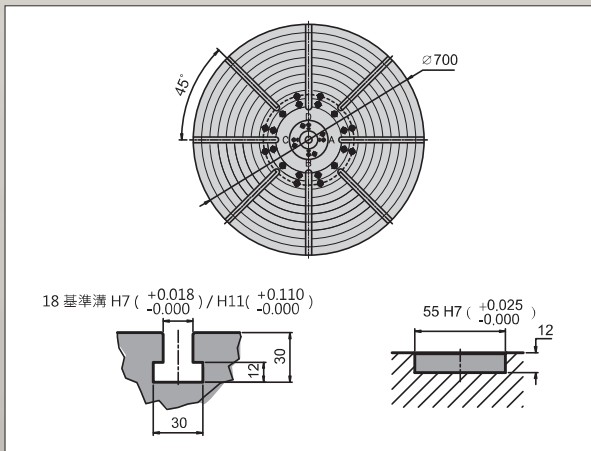
Dimension & Cutting Range LU720

Appearance & Dimension

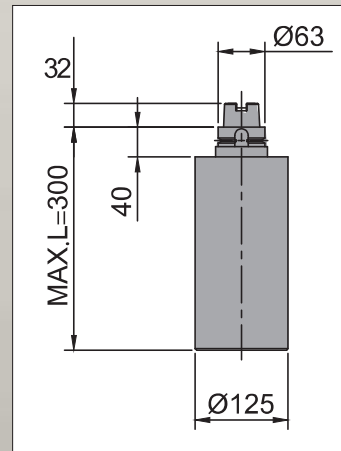
Unit: mm



Worktable Dimension



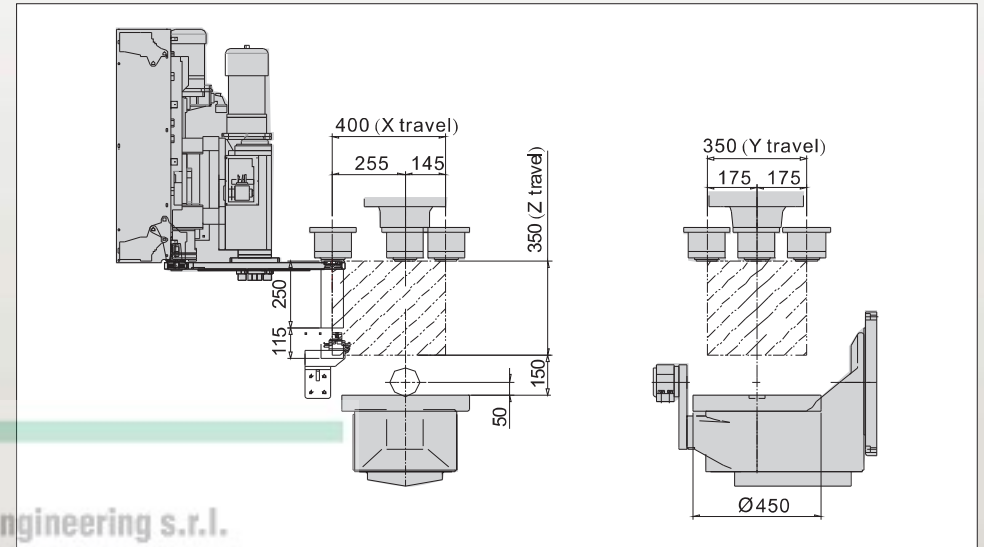
Tool Spec (HSK 63A)



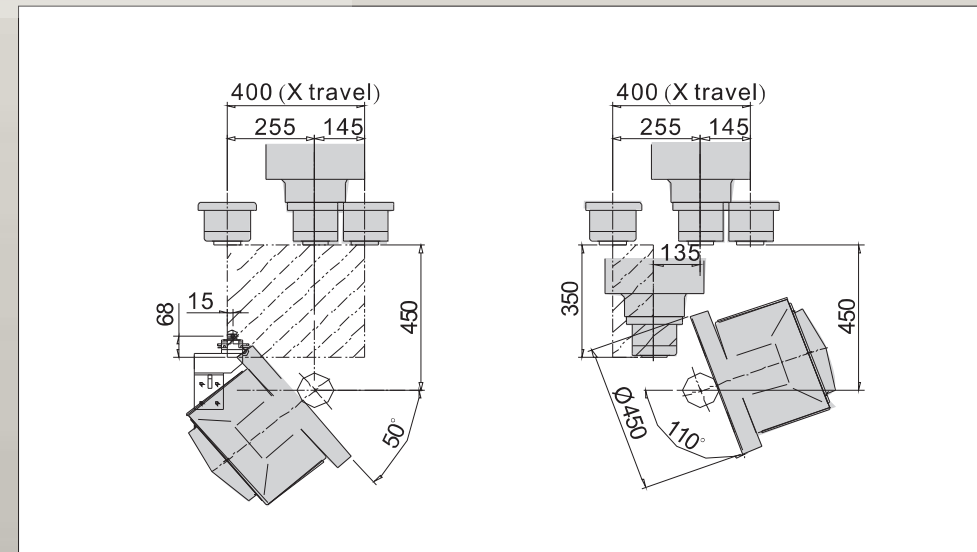
Cutting Area & Interference Area (LU400)

Cutting Area

Unit: mm



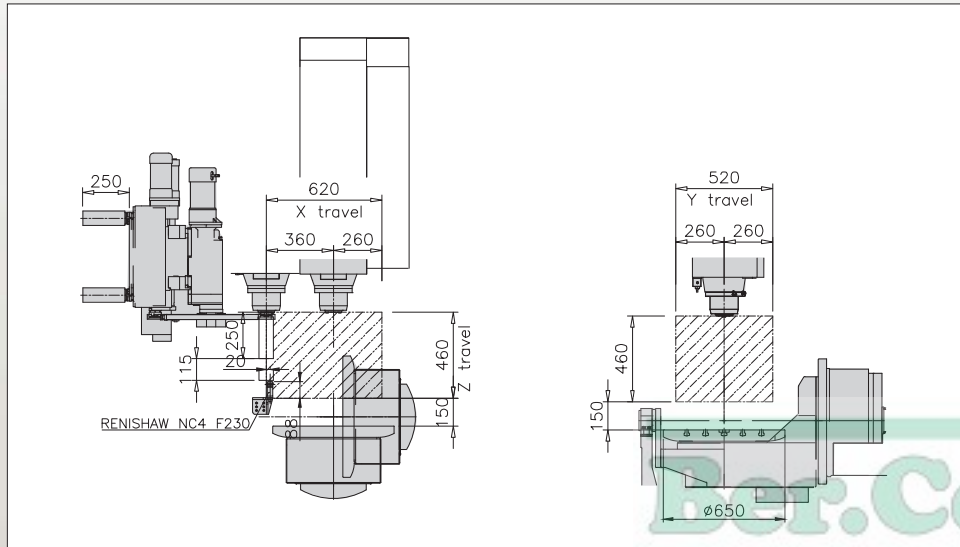
Interference Area



Cutting Area & Interference Area (LU620)

Cutting Area

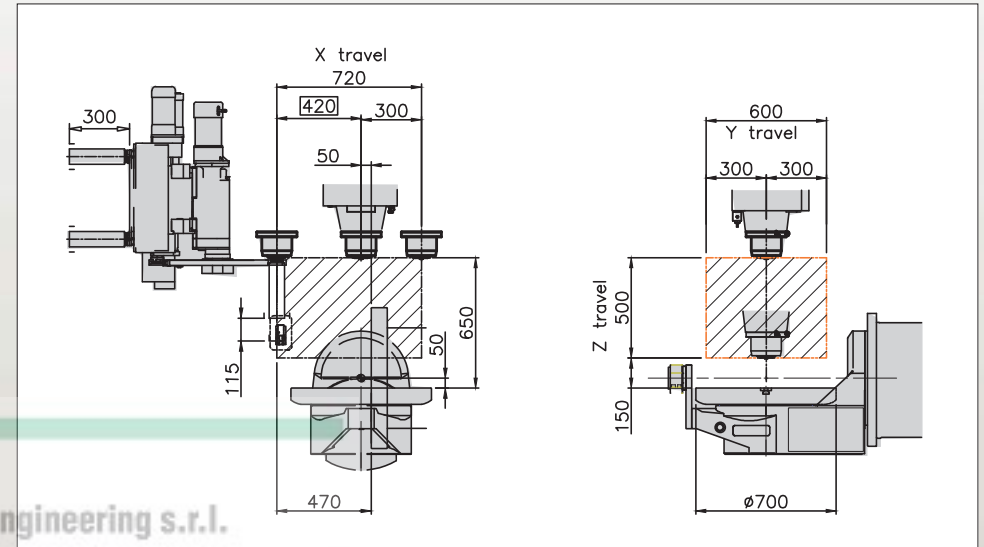
Unit: mm



Cutting Area & Interference Area (LU720)

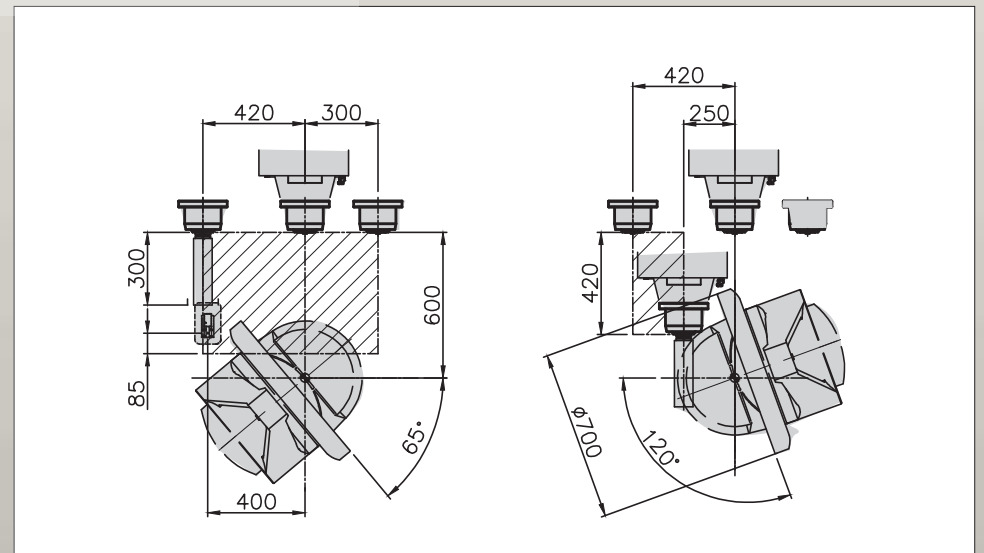
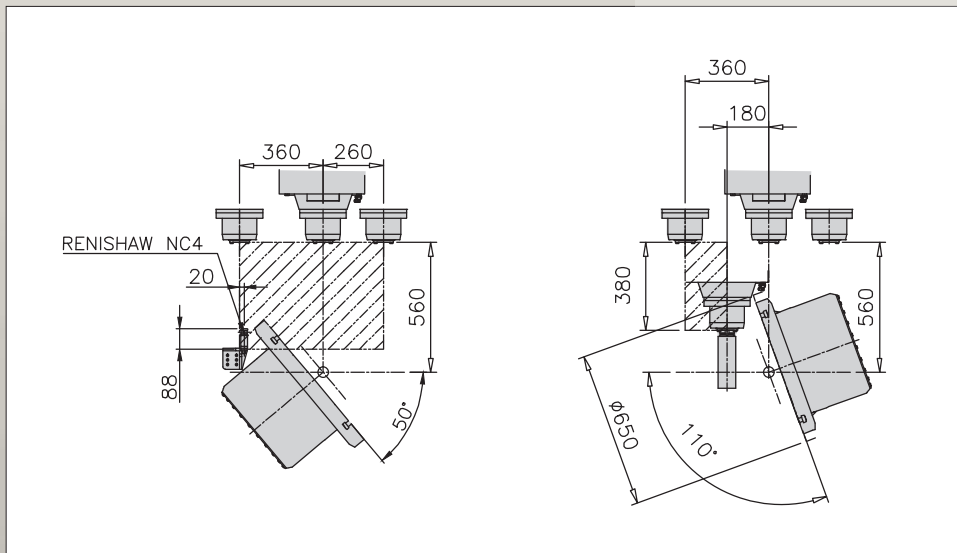
Cutting Area

Unit: mm



Interference Area

MACHINE UTENSILI PER LAVORAZIONE Interference Area



Machine Specification

Model		LU-400A	LU-620A	LU-720A
Travel				
XY/Z Axes Travel	mm	400/350/350	620/520/460	720/600/500
B Axis Tilting Range		-50° ~ +110°	-50° ~ +110°	-65° ~ +120°
C Axis Rotating Range		360°	360°	360°
Spindle Nose to Table Surface	mm	150~500	150~610	150~650
Spindle				
Spindle Transmission Type		Direct Drive	Direct Drive	Direct Drive
Tool Shank		ISO 40	ISO 40	ISO 40
Spindle Speed	rpm	12000	12000	12000
ATC				
Magazine Capacity	T	30	32	32
Taper		HSK 63A	HSK 63A	HSK 63A
Max. Tool Length	mm	250	250	300
Max. Tool Diameter (No Adjacent Tool)	mm	Φ75 (Φ127)	Φ75 (Φ127)	Φ75 (Φ127)
Motor				
Spindle Motor (Cont./30mins)	Kw	5.5 / 7.5 (FANUC)	18 / 21 (Siemens)	18 / 21 (Siemens)
XY/Z Axes Motor Power	Kw	4.5 / 2.7 / 4.5 (FANUC)	6.5 / 4.5 / 6.5 (Heidenhain)	6.5 / 4.5 / 6.5 (Heidenhain)
B/C Axes Motor	Kw	7 / 2.7 (FANUC)	8.6 / 4.5 (Heidenhain)	8.6 / 4.5 (Heidenhain)
B/C Axes				
Worktable Size	mm	Φ450	Φ 650	Φ 700
Center Hole Size	mm	Φ55H7X12 in depth	Φ55H7X12 in depth	Φ55H7X12 in depth
T slot type	mm	T14 Radial Type 8 Slots	T18 Radial Type 8 Slots	T18 Radial Type 8 Slots
Max. Worktable Loading	kg	200	300	500
Rapid Travel				
XYZ	M/min	48/48/48	36/36/36	30/30/30
B/C	rpm	25	25	25
Cutting Feedrate	mm/min	1-20000	1-20000	1-20000
Control				
Type		FANUC 0iMF	HEIDENHAIN TNC 640	
Miscellaneous				
Machine Weight	kg	6000	8800	9500
Coolant Tank	L	220	240	300
Dimension (L*W*H)	mm	4126x2723x3013	3863x2730x3310	4963x2915x3005
Power Requirement	KVA	20	25	25
Air Source	kg/cm ² (l/min)	6(1600)	6(1600)	6(1600)

■ Pictures in this catalog are for reference only.

■ Litz reserves all rights to change the appearance or to suspend the specifications or options of machines.

Optional List

● Standard ○ Optional ☆ Inquiry Needed — Not Available

	LU-400A	LU-620A	LU-720A
Spindle			
Direct Drive Spindle 12000RPM	●	●	●
Direct Drive Spindle 15000RPM	○	○	○
Spindle Oil Cooler	●	●	●
Spindle Motor Plate Cooling System	●	●	●
Coolant Through Spindle (CTS)	○	○	○
Spindle Air Seal System	●	●	●
Cooling System			
Spindle Programmable Air Blow	●	●	●
Spindle Splash Ring	●	●	●
Coolant Cooling System	○	○	○
Chip Removal			
Chip Auger	●	—	—
Chain Type Chip Conveyor	○	●	●
Chip Cart	●	●	●
Water Gun	●	●	●
Air Gun	●	●	●
Flush Device	○	○	○
Top Enclosure	○	○	○
Full Enclosure	●	●	●
Measurement System			
Laser Tool Length Measurement	○	☆○	☆○
Touch Type Tool Length Measurement TT140	○	○	○
Wireless Workpiece Measurement TS640	○	○	○
Worktable Unit			
Worktable Tailstock Support	●	●	●
Air Outlet for Fixture	☆○	☆○	☆○
Large Table 700mm	—	—	●
Large Table 650mm	—	●	—
Large Table 450mm	●	—	—
Safety System			
Front Door/Side Door Safety Switch	●	●	●
CE	○	○	○
Lubrication System			
Automatic Grease Lubrication (XY/Z)	●	●	●
Coolant Oil Separator			
Disc Type Coolant Oil Separator	○	●	○
ATC Unit			
ATC		●	●
Taper BBT40		●	●
Tool Capacity 30T		●	—
Tool Capacity 32T		—	●
Tool Capacity 48T		○	○
Tool Capacity 60T		—	○
3Axes Transmission			
3Axes Roller Type Linear Guideways	●	●	●
3Axes Linear Scales	●	●	●
B Axis Linear Scale	●	●	●
C Axis Linear Scale	●	●	●
Z Axis Motor System w/ Brake	●	●	●
Electrical			
Worklight		●	●
Alarm Light		●	●
M30 Auto Shut Off		●	●
Heat Exchanger		●	●
Air Conditioner	○	○	○
Control			
Fanuc 0iMF (4+1)		●	○
HEIDENHAIN TNC-620 (4+1)		○	○
HEIDENHAIN TNC-640 (5 axes simultaneous)		○	●
SIEMENS 840Ds (5 axes simultaneous)		○	○
Transformer	☆○	☆○	☆○
Anti Collision Software	☆○	☆○	☆○
Center Calibration Function	☆○	☆○	☆○
Miscellaneous			
Oil Mist Collector	○	○	○
Rotary Window	○	○	○
Thermal Compensation	☆○	☆○	☆○

Total Production Solution

Highly efficient manufacturing fashion, equipped with high performance control system. The high speed contouring capability can achieve best possible surface quality under most demanding machining cycle time. Highly dynamic five axes machining provides solution for complex tasks.



Heidenhain & Siemens Control System

ITNC530 / 8400
Ideal for high-end application CNC system
Modular, open, flexible operating interface are the highlight of the controller.
Programming and visual structure can be integrated with network systems.



Litz Hitech & Open Mind,
the CAM company
The strategic alliances



The monitoring &
collision test within
work range



MST Tools (Japan)



LITZ

Litz Hitech LU Series

5-Axis Series employs U shape base with dual-support A/C axis rotary worktable's high rigidity mechanism. The machine is equipped with 12000RPM direct-drive high speed spindle. High double roller type linear guideways, 3-axis high precision linear scales along with other high quality components bring out the excellence of the 5-axis simultaneous control. Mill, drill, tap, grind, irregular and other complex machining can be easily achieved.



Technical Support Global Presence



SALES & DISTRIBUTION NETWORK



www.litzhitech.com