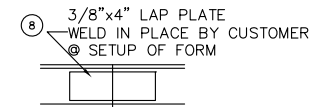


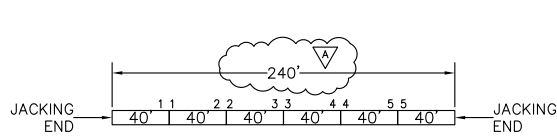
END VIEW OF 4" JACKING PLATE

F-11824 D01		FOR BOYKIN BROS., INC.	
ITEM	DWG	TOTAL	DESCRIPTION
1	11824D1A	SCH	3/8" SKIN
2		12	ANG6X4X.375 x 40'-0"
3	11824D1A	SCH	SADDLE ASSY
4		36	HFLT.375X8 x 20'-0"
5		48	HFLT.5X2 x 20'-0"
6		12	CHL6X8.2 x 40'-0"
7		45	FJCONNF/M
7A		45	FJCONNM
8		10	HFLT.375X4 x 1'-0" SHIP LOOSE
9		12	PLT.250 x 1'-3" x 1'-3" MAKE 2 LIFT GUSS
10		8	PLT.4.0 x 5'-3" x 1'-4"
		45	1/2" x 5" NC Hex Head Bolt
		45	1/2" NC Hex Nut
		90	1/2" Flatwashers

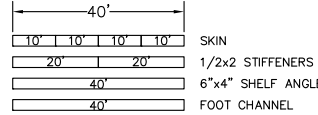
N1 - NOTCH 1 END FOR WELDING ON FJC



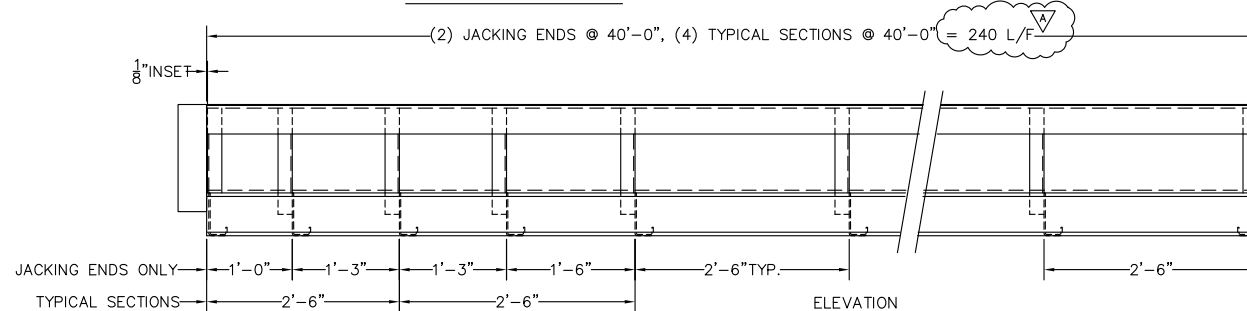
ELEVATION @ JOINT



MATCH-MARK SCHEDULE



Fabrication Schedule



ELEVATION

GENERAL NOTES

THE FOLLOWING ARE NOT DETAILED INSTRUCTIONS. PLEASE REFER TO THE DETAILED INFORMATION ON EACH SHEET OF DRAWINGS FOR EACH FORM, OR CALL OUR OFFICES @ (817) 590-2111 FOR FURTHER INFORMATION.

ALL SECTIONS OF THIS FORM TO BE MATCHED AND MARKED (SEE SCHEDULE)

HAMILTON FORM COMPANY DECAL EACH SIDE EVERY FORM.

ALL NON-CONTACT SURFACES TO RECEIVE ONE SHOP COAT OF **BLUE** PAINT.

LIFTING GUSSETS ARE SUPPLIED AND LOCATED AT 1/4 POINTS UNLESS NOTED OTHERWISE.

HAMILTON FORM COMPANY INC., CAN NOT BE RESPONSIBLE FOR DISTORTIONS WHICH RESULT FROM FIELDING ON THESE FORMS AFTER THEY LEAVE OUR PLANT, EXCEPT WHERE WELDING IS DONE BY AUTHORIZED HAMILTON FORM COMPANY PERSONNEL.

THIS FORM IS DESIGNED TO WITHSTAND PROPERLY APPLIED EXTERNAL VIBRATION.

CAUTION: THIS PRODUCT CAN BE DANGEROUS IF IMPROPERLY STRESSED. THIS FORM IS CAPABLE OF WITHSTANDING A MAXIMUM OF 240 KIPS REACTION FORCES PER LINE @ 6" C/C OF STRAND WHEN LOAD IS PROPERLY APPLIED. SEE JACKING PLATE DETAIL FOR STRAND LOCATION.

USE OF THIS FORM TO WITHSTAND PRESTRESSING FORCE OTHER THAN THAT RECOMMENDED CAN RESULT IN DESTRUCTION OF THE FORM AND POSSIBLE INJURY TO PERSONS NEARBY.

SCALE U.N.O. :	
CAD DWG FILE :	
REFER CUST. DWG. DATED	

TOLERANCES U.N.O.	
DECIMAL DIMEN	± 0.01"
FRACTION DIMEN	± 1/16"
HOLD DIMEN	± 1/32"
ANGLES	± 1/2°

PROPRIETARY NOTICE	
THIS DOCUMENT AND ALL DATA SHOWN HEREON CONSTITUTE VALUABLE CONFIDENTIAL AND PROPRIETARY TRADE SECRET PROPERTY OF HAMILTON FORM COMPANY INC. EXCEPT FOR RIGHTS EXPRESSLY GRANTED BY SEPARATE WRITTEN CONTRACT, THIS DOCUMENT MAY NOT BE DISCLOSED, REPRODUCED, OR UTILIZED IN WHOLE OR IN PART IN ANY MANNER WITHOUT THE PRIOR WRITTEN PERMISSION OF HAMILTON FORM COMPANY, INC.	

NO.	DESCRIPTION	BY	DATE
C	ADD 3-1/4" HOLES FOR STEAM LINES	TJK	11-19-99
B	WAS 186 KIPS PER LINE	TJK	11-19-99
A	WAS 300 L/F	TJK	11-19-99

BY	DATE
DET. TJK	10-21-99
APP. TJK	10-21-99
CH.	
PLOT	11-19-99

12" QUAD LINE PILING FORM SS 240K
NEXT ASSEMBLY
HAMILTON FORM COMPANY