

ST-50

2-Shaft Shredder

The ST-50 is ideal for shredding a wide range of materials including plastic parts, wood waste and pallets, hazardous waste, medical waste, light electronic waste and many other items.

It does more so you can **DO MORE!**



STANDARD FEATURES

CUTTING CHAMBER

The ST-50 is available in two cutting chamber sizes, 40" x 21" and 50" x 21", enabling it to handle a wide range of product sizes.

DRIVE SYSTEM

The ST-50 shredder is available with a wide range of gear reduced drive ratios fitted with 20 HP or 25 HP electric motors.

KNIVES

Shred-Tech Engineers design each knife profile and configuration to suit the material for maximum throughput and optimum shred size.

CONTROL PANEL




The ST-50 control panel, designed by certified Shred-Tech technicians, features illuminated function buttons, keyed power switch, fused lockable disconnect, hour meter and a programmable logic controller for shredder functions including knife reversal overload.

HOPPER AND STANDS

Quality is evident in the workmanship of Shred-Tech's extra heavy duty stand and hopper. As an option, the stand and hopper can be modified to suit the application or installation.

HEX SHAFTS

The unique design of the machined hex shafts maximizes knife placement options and allows for easy knife removal and machine maintenance. Size for size, the hex shaft is several times stronger than a keyed shaft. The Shred-Tech hex shaft drive system offers the highest knife tip cutting force of any comparable shredder on the market.



SHRED-TECH