

*Super*  
**T SERIES**

## **SUPER T SERIES®**

Self-Priming,  
Solids-Handling  
Trash Pumps

**GR**  
GORMAN-RUPP  
PUMPS

*The Pump People®*







# A History Of Innovation

Gorman-Rupp has been revolutionizing the pumping industry since 1933. Many of the innovations introduced by Gorman-Rupp over the years have become industry standards.

More than ever, we continue to update our factories, processes, research and development and engineering to ensure that our pumps and systems are among the most reliable and efficient in the world. One of our most successful and innovative lines of pumps has been our self-priming models.

Revolutionary improvements were made in the 1960s with the introduction of our T Series® self-priming pumps. Since then, continuous improvements to head, flow and efficiency have been made.

In 2000, we introduced our Super T Series® with many added maintenance features to enhance serviceability.

Today, Gorman-Rupp self-priming pumps are the world's leading choice for waste-handling applications in industries such as steel and paper mills, mining operations, food processing plants, power plants, automotive factories, tanneries and wineries. They are also the pump of choice in many sewage-handling applications worldwide.

Gorman-Rupp's commitment to our original philosophy of innovation, continuous improvement, unparalleled quality and customer service continues to set us apart from others.

## Legendary Design

Originally designed in 1963, the T Series® self-priming centrifugal pump was specifically manufactured for handling raw, domestic sewage. These pumps quickly gained popularity for their ability to pass 3" spherical solids with minimal clogging.



## Delivering Decades Of Performance And Value


Gorman-Rupp is committed to meeting your fluid-handling requirements long after installation. The quality manufacturing and testing that go into every Super T Series® pump guarantee long-lasting, trouble-free operation. And we provide fast parts service to back up our products and ensure your peace of mind.

Super T Series® pumps boast some of the lowest life cycle costs in the industry. Because of the quality manufacturing and testing that goes into every Gorman-Rupp product, you benefit from minimal service interruptions and some of the lowest

maintenance in the industry. Gorman-Rupp delivers the best ROI by ensuring low operating costs for decades.

When you need a replacement part for your Super T Series pump, you'll have it fast. With tens of thousands of genuine Gorman-Rupp parts and pumps at our disposal, we fill and ship most parts orders within 24 hours. Should your Super T Series pump or ReliaSource® pump package ever require service, our worldwide network of factory-trained distributors is ready to quickly respond to your needs.

**With just one number  
to call for parts and  
service, it's easy and  
convenient to keep your  
equipment performing  
as it should.**



**Gorman-Rupp Super T Series®**

# The Ultimate Solids-Handling Solution



**T2C, T2D,  
T2E**



**T3A, T3C, T3D,  
T3E, T3F**



**T4A, T4B, T4C,  
T4D, T4E, T4F**

## Superior Solids-Handling

Designed for economical, trouble-free operation, the superior solids-handling capabilities of Super T Series® pumps make them ideally suited for a variety of applications including solids-laden liquids and slurries. Their large volute design allows automatic repriming in a completely open system without the need for suction or discharge check valves.

Available in discharge sizes of 2" (50 mm), 3" (75 mm), 4" (100 mm), 6" (150 mm), 8" (200 mm) and 10" (250 mm), this line of self-priming pumps boasts capacities to 3400 gallons per

minute (214.5 liters per second) and heads to 168 feet (51.2 meters). Pumps four inches and larger are engineered to allow up to 3" (76.2 mm) diameter spherical solids to pass through any critical area, including the recirculation port.

Super T Series pumps are available in several configurations, including higher head, higher efficiency, close-coupled or engine-driven models. Gorman-Rupp Super T Series pumps are backed by a five-year manufacturer's warranty and Eradicator® Plus models come standard with a one-year manufacturer's warranty.







**T6A, T6B, T6C,  
T6D, T6E, T6F**



**T8A, T8C,  
T8D, T8E**



**T10A, T10C**

## Heavy-Duty Construction

G-R Hard Iron is offered as an option for our popular Super T Series pump models and is available for your abrasive applications. For years, Gorman-Rupp has proclaimed the benefits of G-R Hard Iron. This durable material provides superior

performance by extending the pump life up to six times over standard cast iron or ductile iron components. G-R Hard Iron has a measured hardness in excess of 400 Bhn (Brinell), providing the best abrasion resistance for nearly all pumping applications.

## Easy To Maintain

Super T Series pumps are designed with ease of service in mind. Because they are self-priming, they can be mounted above the liquid being pumped. Should service or maintenance be required, it can be easily performed using common hand tools without disconnecting piping. The seal, wearplate and flap valve can all be accessed through the shimless coverplate opening for inspection or service.\* Should a clog occur, the easily removable lightweight inspection cover provides quick access to the impeller without resetting the wearplate to impeller clearance for maximized uptime and increased maintenance efficiency.\*

All Super T Series pumps can be coupled to a standard NEMA motor, which means there's no waiting for special motors.

*\*Available on 2", 3", 4", 6" and 8" models*




# A New Era In Solids-Handling Technology

## Deal With Tough Solids Applications

New challenges for solids-handling pumps are presented with the rise of stringy solids such as flushable, nonwoven wipes which are increasingly present in sewage. This, along with other clog-prone solids such as feathers in poultry processing applications, can be dealt with effectively with the Gorman-Rupp Eradicator® Solids Management System. The system is available for all Super T Series® pumps.

### Design Features



The Eradicator® system features an aggressive self-cleaning wearplate incorporating a number of notches and grooves, as well as a revolutionary tooth, that helps break up stringy materials and pass them through the pump without impacting performance or interrupting service.



### System Benefits

Easier access to the impeller, increased uptime, improved operational efficiency, reduced maintenance costs and lower life-cycle costs are major benefits of the Eradicator® system. No longer does the entire back cover assembly have to be removed to gain access to the impeller. The innovative design of the patented lightweight inspection plate greatly reduces troublesome clogging and expensive downtime. The system is available in cast iron, G-R Hard Iron and 316 stainless steel configurations and can be factory-equipped in new pumps or purchased as a retrofit kit that is interchangeable with Super T Series pumps currently operating in the field.

## Advanced Solids Management

For those extreme-duty applications where trash bags, wipes, hair, industrial by-products and agricultural wastes are present, Gorman-Rupp has introduced the Eradicator® Plus. Based on the same principles of the Eradicator, this new solids reduction technology is ideal when cutting and tearing of debris entering the pump is required. Eradicator Plus models, the most aggressive in the Super T Series product lineup, are available in 3", 4" and 6" discharge sizes. Optional impellers and wearplates available in 600 Bhn (Brinell) for Eradicator Plus models.

### Heavy-Duty Impeller



Eradicator® Plus pumps are equipped with a rugged, heavy-duty continuous vane impeller constructed of G-R Hard Iron for the most aggressive waste-handling applications. The pump out vanes incorporated into the thick back shroud help prevent the buildup of debris behind the impeller.

### Replaceable Wearplate



The wearplate incorporated into Eradicator® Plus pumps is constructed of extra-thick G-R Hard Iron. It utilizes the same notches and grooves as the Eradicator wearplate, but with an oversized lacerating tooth that is designed to cut and shred organic solids before they enter the interior of the pump.



### Shimless Coverplate Adjustment

Allows for easy adjustment of face clearance between impeller and wearplate with minimal downtime.

### Back Cover Assembly

Back cover design provides an obstruction-free flow path further reducing the opportunity for clog-prone material build-up.

### Lightweight Inspection Cover\*

The patented design allows for easy access to the impeller for routine maintenance and clearing blockages.

\*Standard on 2", 3", 4", 6" and 8" pump models.

### Aggressive Self-Cleaning Wearplate

Incorporates grooves, notches and lacerating tooth\* to shred stringy materials to further reduce clogging.


\*Lacerating tooth not available on 2" pump models.

### Upgrade Anytime

Eradicator® and Eradicator Plus retrofit kits are available and interchangeable with Super T Series® pumps currently installed in the field.

## Patented Inspection Cover

The removable inspection cover with easy-grip handle allows for access to the impeller without disturbing the impeller and wearplate clearance. If a clog does occur, the simple removal of two nuts with common hand tools provides quick and easy access to the obstruction (not available on 10" models). Upon debris removal, the pump can be returned to operation eliminating costly maintenance and maximizing uptime.



## Externally Shimless Adjustment Design


When wearplate maintenance is required, the patented external shimless coverplate with pusher bolt capability allows for easy adjustment of the clearance between the impeller and the wearplate. This process eliminates the need to realign belts, couplings or other drive components. In turn, the working height of the seal assembly and impeller back clearance are not disturbed. The unique collar and adjusting screw allow for incremental adjustments of the wearplate clearance.

Once adjustments have been made, the collar locks in place, maintaining the clearance setting even if the coverplate is removed. This design feature doubles the life of the wearplate while maintaining peak operating efficiency.





# The Most Versatile Pump In The Industry



## A Version

- Basic Super T Series® self-priming, solids-handling pump

## B Version

- High efficiency, multi-vane impeller (minimal solids passage)

## C Version

- For dealing with tough solids-handling applications
- Includes Eradicator® Solids Management System

## D Version

- High efficiency, two-vane impeller


## E Version

- High efficiency D version with Eradicator® Solids Management System

## F Version

- For dealing with extreme-duty solids-handling applications
- Includes Eradicator® Plus solids-reduction technology

## Impeller Options



Two-vane, ductile iron, semi-open solids-handling impeller (**1a**) handles up to 3" (76.2 mm) diameter solids, depending on pump model. Pump out vanes on the impeller shroud reduce foreign material buildup behind the impeller and reduce pressure on seal and bearings. Multivane (**1b**) and slim-line impellers (**1c**) are available in various hydraulics for higher heads and higher efficiencies. Continuous, single-vane impeller (**1d**) comes standard on Eradicator® Plus pump models for the heaviest-of-duty pumping applications. Optional materials are available based on your specific pumping requirements.



## Cartridge Seal

Exclusive double-floating, self-aligning, oil lubricated mechanical cartridge seal with stationary and rotating face of silicon carbide or tungsten titanium carbide is specifically designed for abrasive and/or trash handling service. Consult the factory for additional seal configurations.




## Removable Rotating Assembly

The entire rotating assembly can be removed without disturbing the pump volute or piping. Pusher bolt holes are provided to assist with removal. This allows for quick and easy installation of a spare rotating assembly, resulting in maximum uptime.



# Super T SERIES®



An atmospheric barrier along with two lip seals provide additional protection of the pump bearings. This unique design also allows for quick and easy external monitoring of the bearing cavity (not available on 2" models).

## Specifications

**Pump Size:** 2" (50 mm), 3" (75 mm), 4" (100 mm), 6" (150 mm), 8" (200 mm), 10" (250 mm)

**Max Capacity:** 3400 GPM (215 lps)

**Max Head:** 168' (51 m)

**Max Solids:** 3" (76 mm)

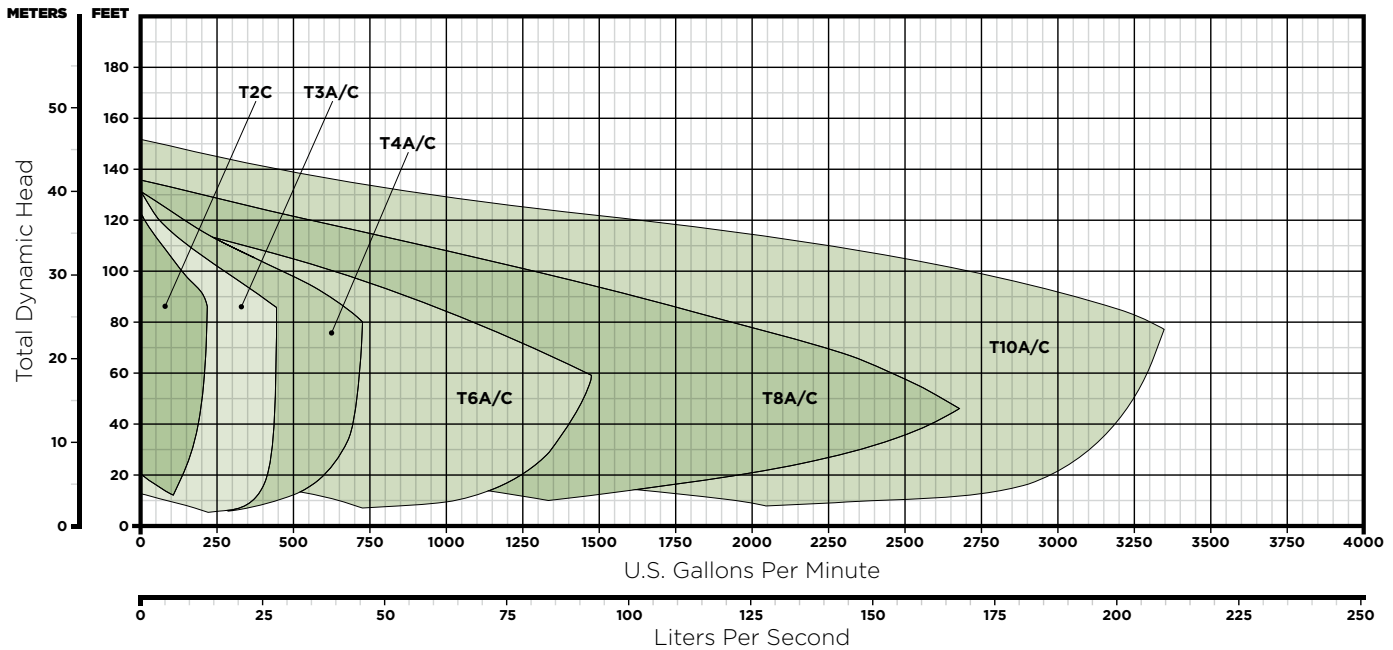
**Materials of Construction:** Cast Iron, 316 Stainless Steel Fitted, CD4MCu, G-R Hard Iron Fitted, G-R Hard Iron with Hard Iron Volute



Super T Series pumps come standard with a five-year warranty. Eradicator® Plus models are equipped with a one-year warranty.

# Performance No Other Pump Can Deliver

## A & C Versions – Solids-Handling Standard & Eradicator®

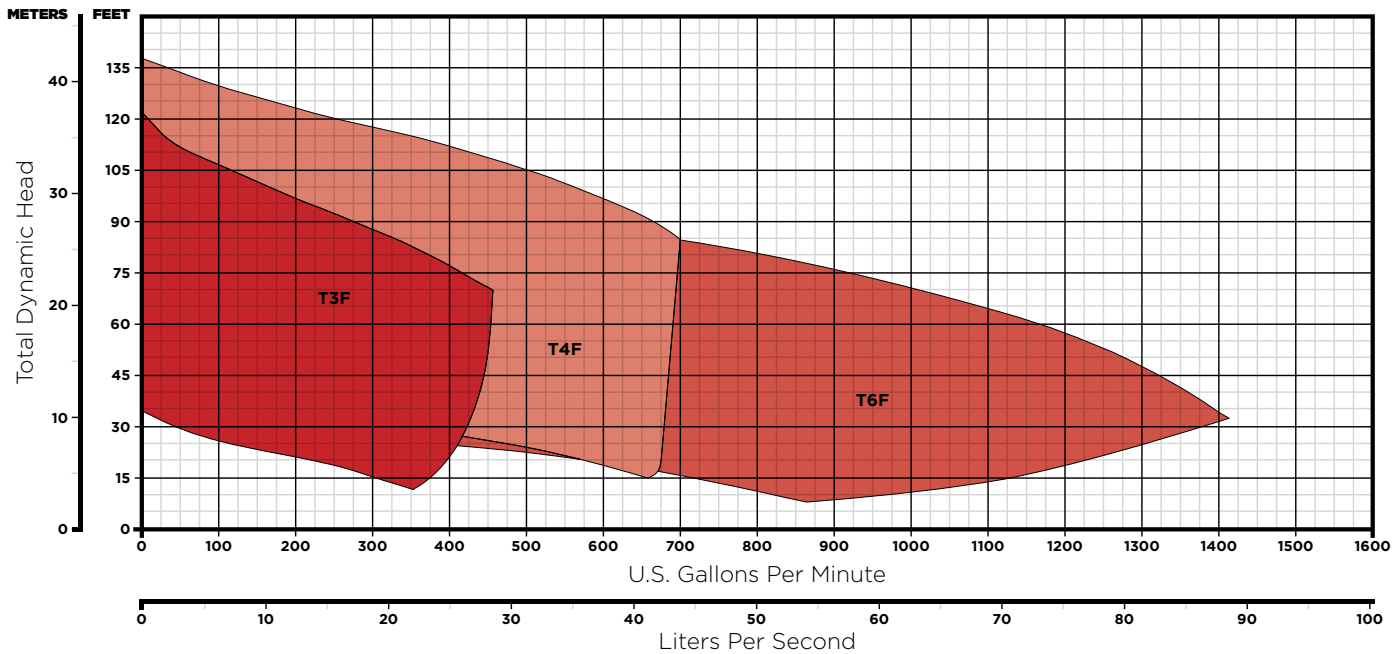


## Operating Ranges

Model	Size (Suc. x Dis.)	Max. Capacity	Max. Head	Max. Solids	Construction
<b>T3A</b>	3" x 3" (75 mm x 75 mm)	448 GPM (28 lps)	112' (34 m)	2.5" (64 mm)	Cast Iron, CD4MCu, G-R Hard Iron
<b>T4A</b>	4" x 4" (100 mm x 100 mm)	730 GPM (46 lps)	116' (35 m)	3" (76 mm)	Cast Iron, CD4MCu, G-R Hard Iron
<b>T6A</b>	6" x 6" (150 mm x 150 mm)	1480 GPM (93 lps)	108' (33 m)	3" (76 mm)	Cast Iron, CD4MCu, G-R Hard Iron
<b>T8A</b>	8" x 8" (200 mm x 200 mm)	2650 GPM (167 lps)	112' (34 m)	3" (76 mm)	Cast Iron, CD4MCu
<b>T10A</b>	10" x 10" (250 mm x 250 mm)	3400 GPM (215 lps)	128' (39 m)	3" (76 mm)	Cast Iron, CD4MCu
<b>T2C</b>	2" x 2" (50 mm x 50 mm)	218 GPM (14 lps)	110' (34 m)	1.5" (38 mm)	Cast Iron, CD4MCu
<b>T3C</b>	3" x 3" (75 mm x 75 mm)	448 GPM (28 lps)	106' (32 m)	2.5" (64 mm)	Cast Iron
<b>T4C</b>	4" x 4" (100 mm x 100 mm)	735 GPM (46 lps)	112' (34 m)	3" (76 mm)	Cast Iron
<b>T6C</b>	6" x 6" (150 mm x 150 mm)	1480 GPM (93 lps)	110' (34 m)	3" (76 mm)	Cast Iron
<b>T8C</b>	8" x 8" (200 mm x 200 mm)	2520 GPM (159 lps)	106' (32 m)	3" (76 mm)	Cast Iron
<b>T10C</b>	10" x 10" (250 mm x 250 mm)	3400 GPM (215 lps)	132' (40 m)	3" (76 mm)	Cast Iron



F Version – Solids-Handling, Eradicator® Plus



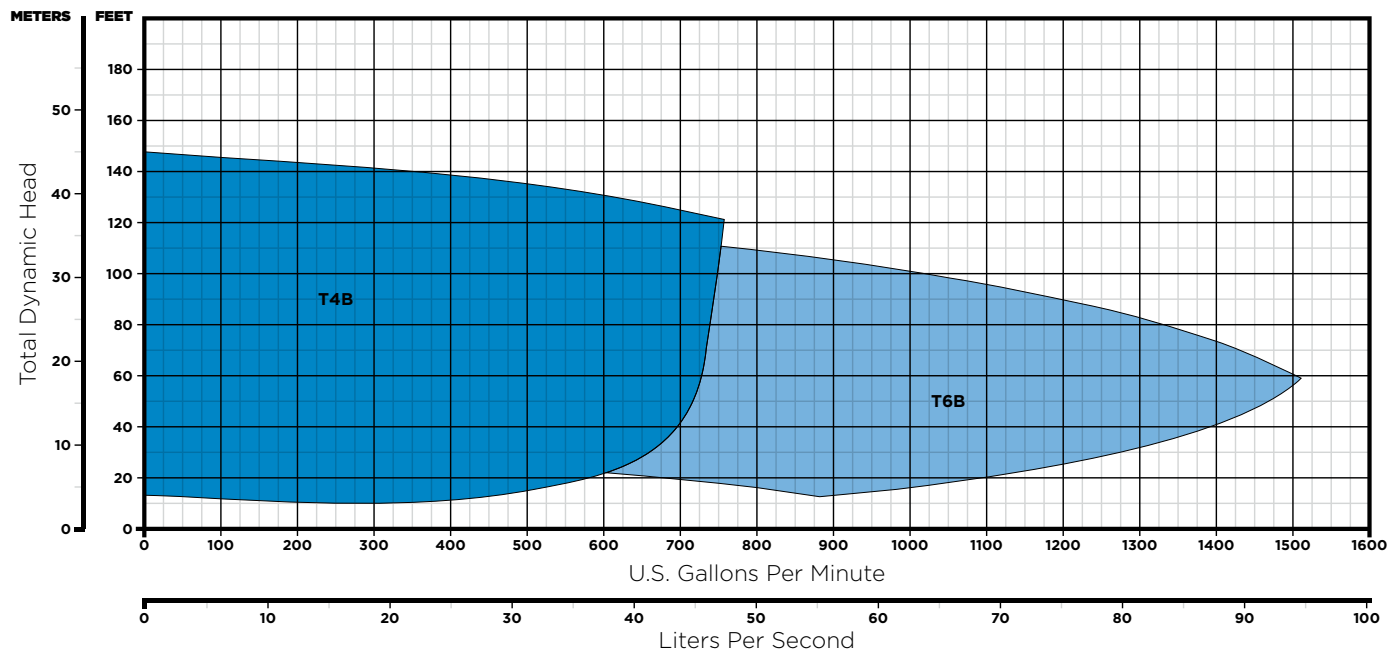
Operating Ranges

Model	Size (Suc. x Dis.)	Max. Capacity	Max. Head	Max. Solids	Construction
T3F	3" x 3" (75 mm x 75 mm)	455 GPM (29 lps)	102' (31 m)	1.75" (45 mm)	Cast Iron
T4F	4" x 4" (100 mm x 100 mm)	690 GPM (44 lps)	122' (37 m)	2.25" (57 mm)	Cast Iron
T6F	6" x 6" (150 mm x 150 mm)	1410 GPM (89 lps)	98' (30 m)	2.25" (57 mm)	Cast Iron



# Setting A Whole New Standard In Pumping Performance

## B Version - Limited Solids, High Efficiency



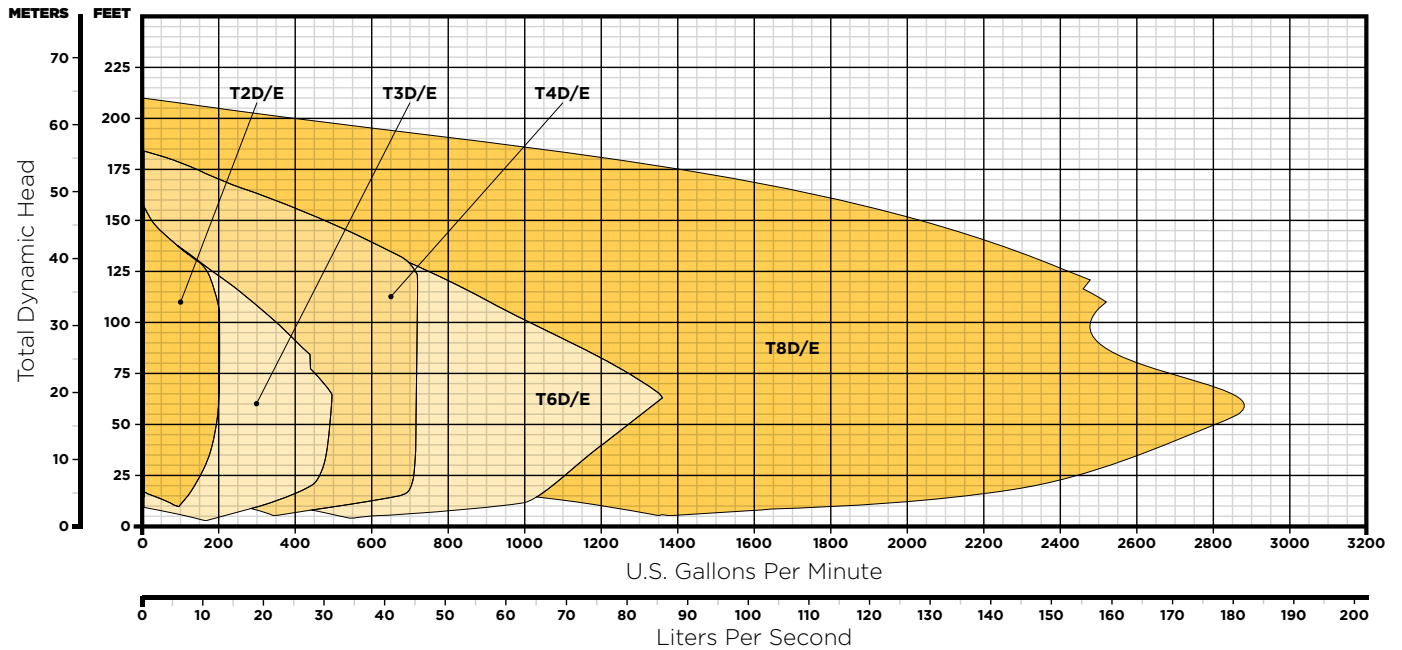
## Operating Ranges

Model	Size (Suc. x Dis.)	Max. Capacity	Max. Head	Max. Solids	Construction
T4B	4" x 4" (100 mm x 100 mm)	755 GPM (48 lps)	146' (45 m)	.81" (21 mm)	Cast Iron, CD4MCu
T6B	6" x 6" (150 mm x 150 mm)	1510 GPM (95 lps)	120' (37 m)	1.25" (32 mm)	Cast Iron





## D & E Versions - Limited Solids, High Efficiency, High Head



## Operating Ranges

Model	Size (Suc. x Dis.)	Max. Capacity	Max. Head	Max. Solids	Construction
<b>T2D</b>	2" x 2" (50 mm x 50 mm)	200 GPM (13 lps)	142' (43 m)	.75" (19 mm)	Cast Iron
<b>T3D</b>	3" x 3" (75 mm x 75 mm)	445 GPM (28 lps)	130' (40 m)	1.5" (38 mm)	Cast Iron
<b>T4D</b>	4" x 4" (100 mm x 100 mm)	720 GPM (45 lps)	168' (51 m)	1.5" (38 mm)	Cast Iron
<b>T6D</b>	6" x 6" (150 mm x 150 mm)	1230 GPM (78 lps)	154' (47 m)	1.5" (38 mm)	Cast Iron
<b>T8D</b>	8" x 8" (200 mm x 200 mm)	2880 GPM (182 lps)	190' (58 m)	1.5" (38 mm)	Cast Iron
<b>T2E</b>	2" x 2" (50 mm x 50 mm)	200 GPM (13 lps)	140' (43 m)	.75" (19 mm)	Cast Iron
<b>T3E</b>	3" x 3" (75 mm x 75 mm)	495 GPM (31 lps)	126' (38 m)	1.5" (38 mm)	Cast Iron
<b>T4E</b>	4" x 4" (100 mm x 100 mm)	700 GPM (44 lps)	166' (51 m)	1.5" (38 mm)	Cast Iron
<b>T6E</b>	6" x 6" (150 mm x 150 mm)	1360 GPM (86 lps)	156' (48 m)	1.5" (38 mm)	Cast Iron
<b>T8E</b>	8" x 8" (200 mm x 200 mm)	2480 GPM (157 lps)	192' (59 m)	1.5" (38 mm)	Cast Iron

# Configured To Suit Your Pumping Requirements



**Super T Series®**  
Close-coupled



**Super T Series®**  
V-belt Driven



**Super T Series®**  
Engine Driven



**Super T Series®**  
Sound-attenuated  
Engine Driven

## Optional Accessories



2a



2b



2c

- Eradicator®/Eradicator Plus Solids Management Systems
- Ech<sub>2</sub>oStorm® venturi aeration system **(2a)**
- Volute casing heater
- Automatic air release valve
- Discharge check valve **(2b)**
- Pump high-temperature shutdown kit
- G-R Hard Iron casings (3", 4", 6", 8" and 10" models)
- Suction and discharge gauge kits
- High chrome impellers (+600 Bhn, limited pump sizes)
- Complete replacement rotating assembly
- Pump spare parts kit
- Pump drain kit
- DOT-approved wheel kit (engine-driven models only) **(2c)**
- Continuous vane impeller (10" and Eradicator Plus models only)
- Optional elastomers and suction flap valve materials (EPDM, Neoprene, AFLASTFE, Viton®\*)

\*Viton® is a registered trademark of DuPont Performance Elastomers. All rights reserved.

- Custom seal options including: flush kits, metal bellows, double and chemical duty seals, and John Crane Type 9 Mechanical Seals (limited pump sizes)





**Super T Series®**  
Engine Driven Pump End



**Super T Series®**  
ReliaSource® Packaged  
Pumping Station



**Super T Series®**  
ReliaPrime®  
Sound-attenuated  
Back-up System



**Super T Series®**  
Specialty Packaged  
System



**When you specify Gorman-Rupp Super T Series® pumps, you benefit from:**

- Experienced staff of engineers dedicated to the design and construction of the most efficient and serviceable pumps in the industry.
- Trained representatives to help you select and apply pumps and related equipment for your specific application.

# After Sale Support

Gorman-Rupp products stand the test of time due to our quality manufacturing processes, rigorous product testing and extensive after sale support.

## Product Support

Every pump manufactured by Gorman-Rupp is supported with reference information. Pump operation and maintenance manuals (including parts lists), specification data sheets, performance curves and outline drawings in PDF and CAD formats are available on our website or through your distributor for every pump.

## Warranty

The warranties on Gorman-Rupp products are some of the best in the industry. Gorman-Rupp has you covered with warranties up to 60 months.

## Education & Safety

Gorman-Rupp is committed to remaining at the forefront of the industry with technology and safety. Training videos, demos and

in-person training sessions created for our distributors and end-users help to keep everyone up to date on the latest safety tips and pump maintenance.

## Parts

When you need a replacement part, you'll have it fast. Gorman-Rupp is fully committed to keeping your equipment running long after installation and ensuring your pump or lift station continues to meet your requirements year after year. We sell parts through our network of distributors. Find a distributor in your area for assistance.

## Service

Should your pump or lift station require service, our worldwide network of factory-trained distributors are ready to quickly respond. Our distributors have the expertise to support you and your pump or lift station long after installation.

## Manufacturing Facilities

**Gorman-Rupp USA**  
Mansfield, Ohio, USA

**Gorman-Rupp Canada**  
St. Thomas, Ontario, Canada

**Gorman-Rupp Europe**  
Waardenburg, Netherlands  
Namur, Belgium

**Gorman-Rupp Africa**  
Cape Town, South Africa  
Durban, South Africa  
Johannesburg, South Africa (Headquarters)

## Distribution Center

Grand Prairie, Texas, USA

Engineering and manufacturing superiority has been the hallmark of Gorman-Rupp since our inception in 1933. Today we bring our products to life in some of the most efficient, modern and state-of-the-art manufacturing facilities in the world. Gorman-Rupp has a selection of nearly 3,000 pump models, and our world-class team of distributors has worked closely with thousands of end users around the world. We have the proven expertise and the resources to specify, manufacture, test and service your pump, and to ensure reliable performance for the long haul.

**GRPUMPS.COM**

GORMAN-RUPP PUMPS  
P.O. BOX 1217  
MANSFIELD, OHIO 44901-1217 | USA  
TEL: 419.755.1011 | FAX: 419.755.1251



*The Pump People®*