


High-speed wrapping machine  
for hard boiled sweets

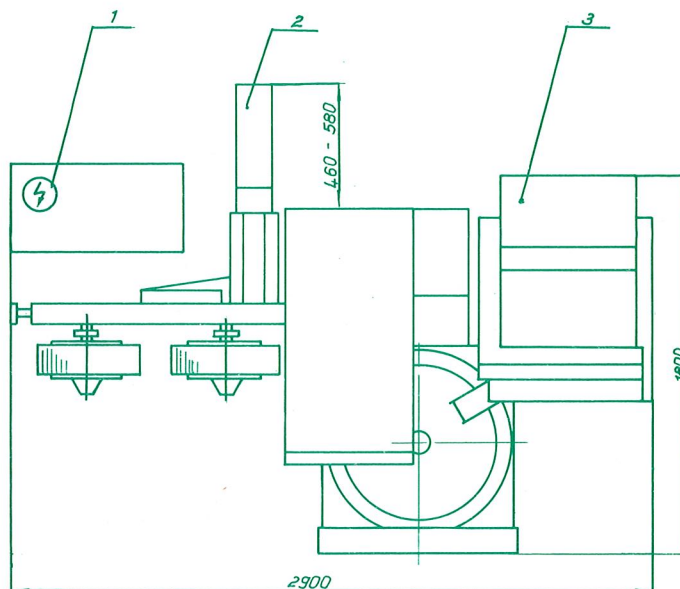
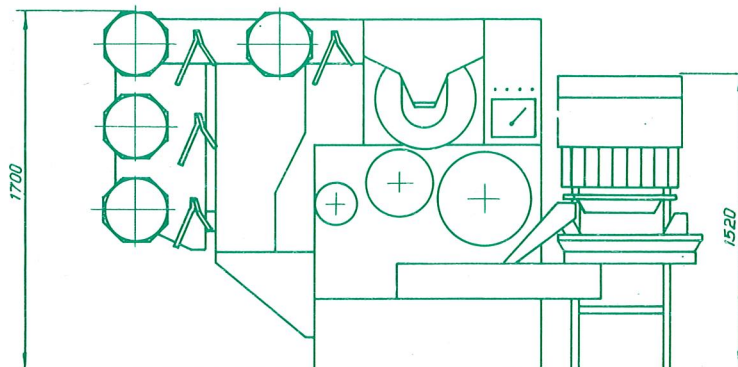
**EK 1/3**



**NAGEMMA<sup>®</sup>**

## Installation diagram

- 1 – Switch cabinet
- 2 – Discharge
- 3 – Feeder



Our machines are in line with the state of the art and modern design.

---

## Verpackungsmaschinenbau GmbH Dresden (i. G.)

Breitscheidstraße 46 – 56  
Telefon: 2 25 20  
Telex: 2 63 62  
Telefax: 2 25 25 64


---



1 – Standard version for waxed paper or cellophane.

2 – Version for unoriented PP films as well as rigid PVC or PE films.

3 – Special version for difficult-to-handle foils.




## The integrated package for the quality of your products:



- Close-fitting wrappers;
- Continuously adjustable gripper oscillation;
- Optimum adjustment of the distance between the grippers;
- Twisting turn adaptation;
- Forced-guide separation of oversized and undersized pieces in the feeding section;
- Self-acting separation of non-wrapped pieces in case of interrupted wrapping material supply;
- Elimination of doubly wrapped pieces by auto-splicing of wrapping material;
- Low dynamic loads due to relatively long twisting times;


### Continuous rotation principle – key to minimized wrapping loads

*Auto-splicing of wrapping material without speed reduction or stop. The machine design ensures ejection of doubly wrapped sweets.*




*A continuous no-load scanning system provides for a "no sweet no paper" function. The EK 1/3 model is the sole high-speed wrapping machine putting this principle into practice.*





*Minimized product and wrapping material loads ensure highest wrapping quality. High capacities call for a high machine versatility. Enclosed twist grippers.*



*The feeder ensures high efficiency. Dust, chips and fragments are separated. The hinged eye-protecting screen provides high labour safety and favourable service conditions.*

