

**HYDRAULIC PRESS BRAKE  
TYPE ZII  
RG-35S(RG-35S AUTO B/G)**



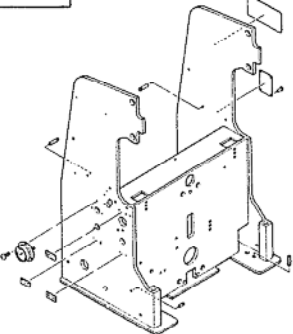
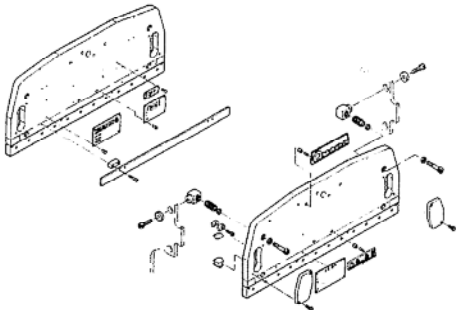
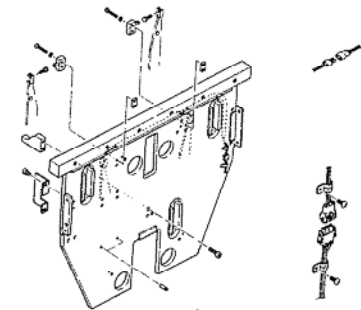
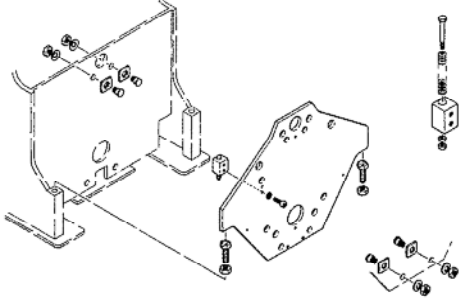
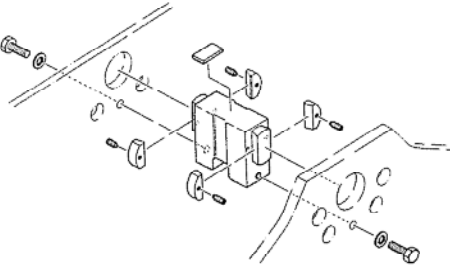
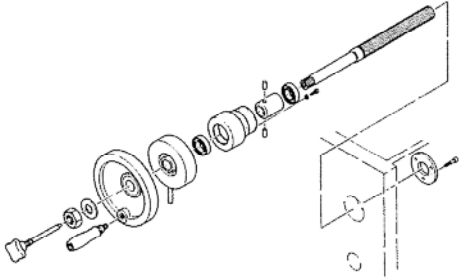
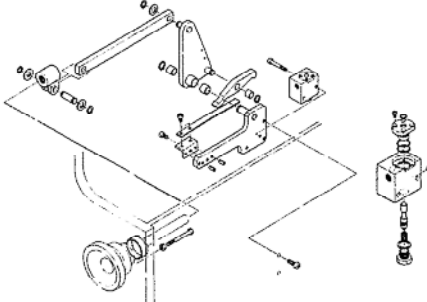
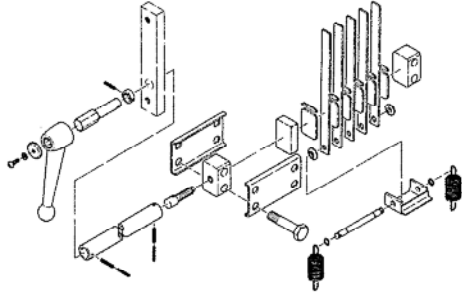
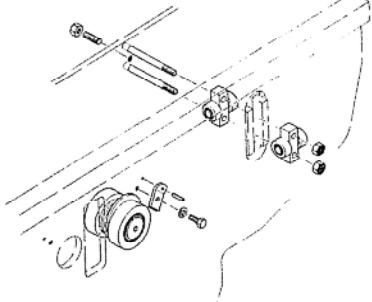
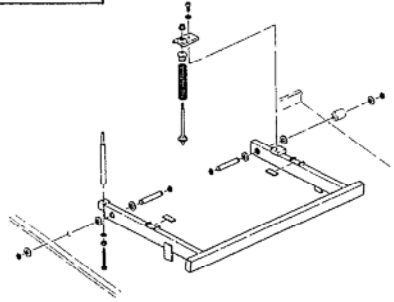
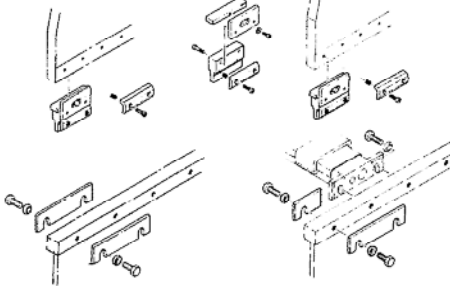
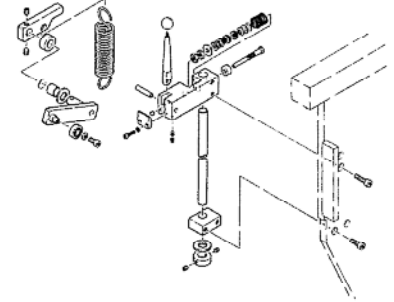
\* R G 3 5 \*

DEC. 1990

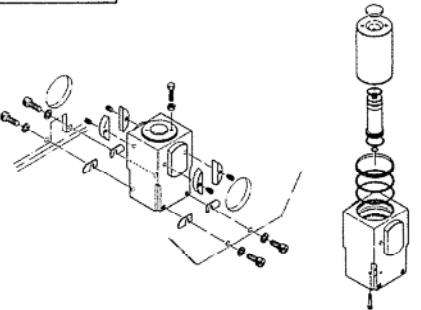
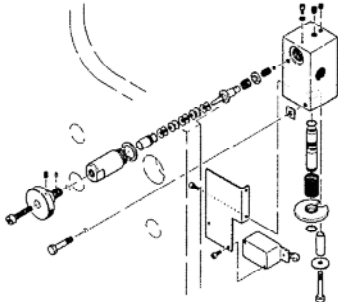
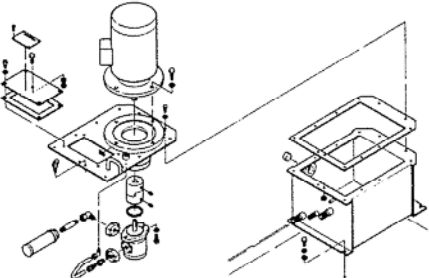
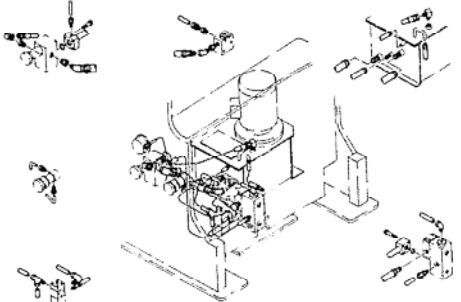
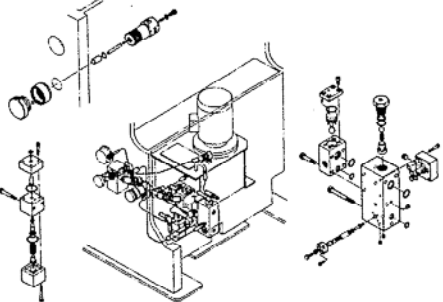
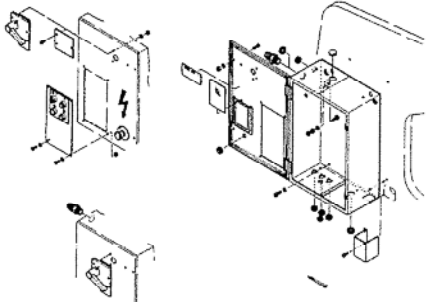
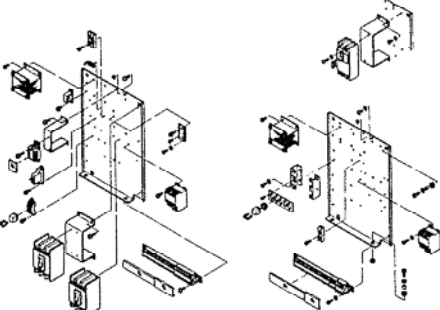
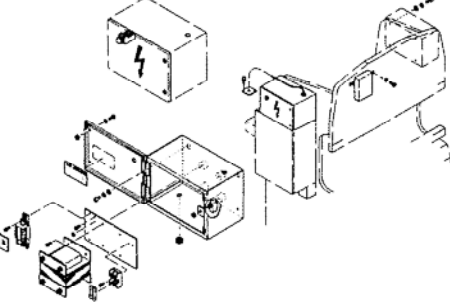
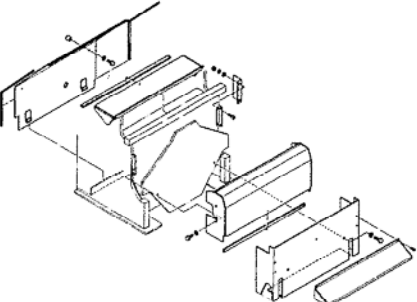
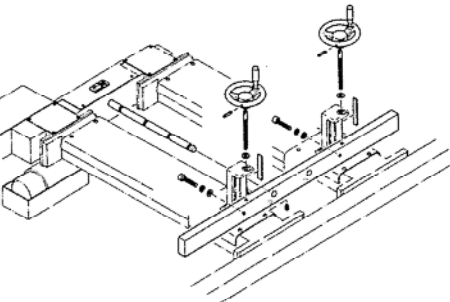
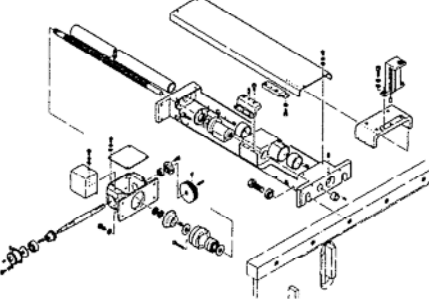
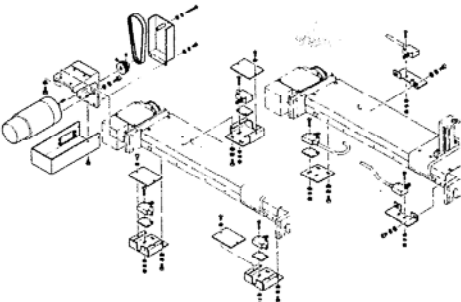
# **PARTS LIST**



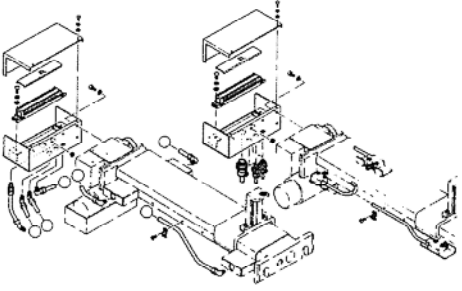
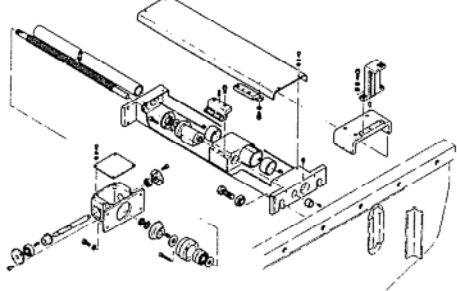
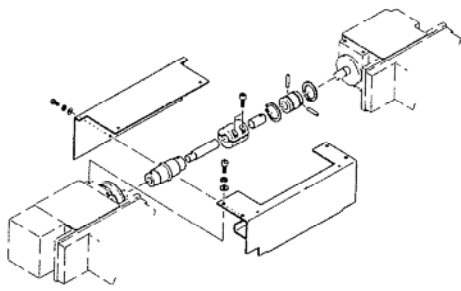
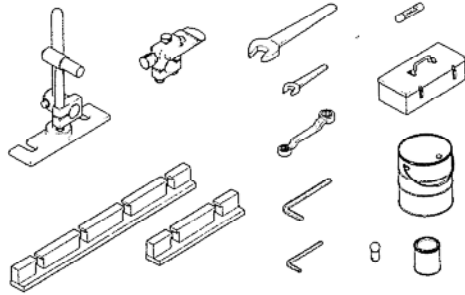
# CONTENTS (1)

01 Frame	02 Upper beam	03 Lower beam	04 Support plate
1~4	5~8	9~12	13~14
			
05 Upper post	06 Upper limit setting device	07 Upper limit setting device (2)	08 Lower limit setting device
15~16	17~20	21~26	27~30
			
09 Guide roller	10 Pedal	11 Tool holder	12 Speed change setting device
31~32	33~34	35~38	39~42
			

# CONTENTS (2)

<p><b>13 Main cylinder</b></p> <p>43~46</p> 	<p><b>14 Distributor</b></p> <p>47~50</p> 	<p><b>15 Pump unit</b></p> <p>51~56</p> 	<p><b>16 Hydraulic piping</b></p> <p>57~60</p> 
<p><b>17 Hydraulic valve</b></p> <p>61~68</p> 	<p><b>18 Electric (1)</b></p> <p>69~78</p> 	<p><b>19 Electric (2)</b></p> <p>79~92</p> 	<p><b>20 Electric (3) - Backgauge</b></p> <p>93~98</p> 
<p><b>21 Cover</b></p> <p>99~102</p> 	<p><b>22 Backgauge (1)</b></p> <p>103~104</p> 	<p><b>23 Backgauge (2)</b></p> <p>105~112</p> 	<p><b>24 Backgauge (3)</b></p> <p>113~118</p> 

# CONTENTS (3)

<b>25</b> Backgauge (4)	<b>26</b> Backgauge (5)	<b>27</b> Backgauge (6)	<b>28</b> Standard accessories
119~124	125~132	133~134	135~136
			
<b>29</b> Work stopper (1)	<b>30</b> Work stopper (2)		
137~140	141~144		
