

A large graphic on the left side of the cover, consisting of several white, rounded, wedge-like shapes radiating from a central point, set against an orange background.

Mazak

PARAMETER & ALARM LIST


for

MAZATROL T32B

PUBLICATION No. : H712SA0581E

PUBLICATION No. : H712SA0590E

OPERATING MANUAL



PARAMETER LIST

for

MAZATROL T32B

PUBLICATION No.: H712SA0581E

Serial No.:

PRECAUTIONS

- Before operating this machine, please read this manual with care and fully understand the contents of the manual so that the machine can exert its performance safely.
 - Although the contents of this manual are closely checked for perfection, if there is any ambivalent point, incorrect description, or omission, contact us, please.
 - In order to explain the details, all the illustrations contained in this manual do not necessarily show the covers, doors, safety guards, or shields. Therefore, be sure to restore all the specified covers, shields, etc., and observe the contents of the manual when operating this machine. If this precaution is ignored, a serious accident may incur, resulting in damage to the important units of the machine and other accessories.
 - This manual is subject to modifications and changes as required for the improvement in, and the change in the specification of, the machine and the CNC equipment, as well as for usability of the manual itself. The modifications and changes are indicated by updating the manual numbers in a revised version.
 - When your manual is damaged or lost, and a new material is needed, inform us of the "manual number."
If the manual number is not identified, inform us of the following:
1. Name of the machine 2. Number of the machine 3. Name of the manual
- ☎ Contact the Technical Center (TC) or the Service Center (SC) of Yamazaki Mazak for operations of this machine and replacement of the manual.

Issue of the manual : Manual Editorial Section of Engineering Generalization Section,
Yamazaki Mazak Co., Ltd.

CONTENTS

	Page
USER PARAMETER No. 1	
P1 ~ P30	3 ~ 19
U1 ~ U61	19 ~ 34
USER PARAMETER No. 2	
U65, U66	35
K1 ~ K40	36 ~ 45
USER PARAMETER No. 4	
I1 ~ I71	46 ~ 61
MACHINE PARAMETER No. 1 (No. 2)	
A1 ~ A14	62 ~ 67
MACHINE PARAMETER No. 3 (No. 4)	
B1 ~ B74 (C1 ~ C74)	68 ~ 78
APPENDIX	79 ~ 92E

ALARM LIST







for

MAZATROL T32B

PUBLICATION No. : H712SA0590E

Serial No. :

[PRECAUTIONS]

-  Before operating this machine, please read this manual with care and fully understand the contents of the manual so that the machine can exert its performance safely.
-  Although the contents of this manual are closely checked for perfection, if there is any ambivalent point, incorrect description, or omission, contact us, please.
-  In order to explain the details, all the illustrations contained in this manual do not necessarily show the covers, doors, safety guards, or shields. Therefore, be sure to restore all the specified covers, shields, etc., and observe the contents of the manual when operating this machine. If this precaution is ignored, a serious accident may incur, resulting in damage to the important units of the machine and other accessories.
-  This manual is subject to modifications and changes as required for the improvement in, and the change in the specification of, the machine and the CNC equipment, as well as for usability of the manual itself. The modifications and changes are indicated by updating the manual numbers in a revised version.
-  When your manual is damaged or lost, and a new material is needed, inform us of the "manual number."
 - If the manual number is not identified, inform us of the following:
 1. Name of the machine
 2. Number of the machine
 3. Name of the manual
-  Contact the Technical Center (TC) or the Service Center (SC) of Yamazaki Mazak for operations of this machine and replacement of the manual.

Issue of the manual: Manual Publication Team of Engineering Generalization Section,
Yamazaki Mazak Co., Ltd.

CONTENTS

		Page
	Alarm number	
System Error	001 ~ 013	3
Drive MCP Error	014 ~ 020	4
Drive Servo Error	021 ~ 069	5
Drive Spindle Error	070 ~ 119	12
CNC Machine Control Error	120 ~ 199	16
Machine PLC Error	200 ~ 349	23
Display Operation Error	400 ~ 499	41
I/O Error	500 ~ 599	52
MAZATROL Program Error	600 ~ 699	67
EIA/ISO Program Error	700 ~ 799	79
MAZATROL Program Error	800 ~ 899	88
EIA/ISO Program Error	900 ~ 999	100