


Twinhorn

VERTICAL MACHINING CENTER

INSTALLATION & MAINTENANCE

VH Series



CHI-FA MACHINERY

CHI-FA MACHINERY MANUFACTURER CO., LTD.

NO.44 MING-CHUAN RD., SHENG KANG HSIANG,
TAICHUNG HSIEN, TAIWAN 429

TEL: +886-4-25628747 (REP) FAX: +886-4-25614199 25628389


<http://www.twinhorn.com.tw> E-mail: chifaltd@ms36.hinet.net

Twinhorn

VERTICAL MACHINING CENTER

INSTALLATION MANUAL

VH Series



CHI-FA MACHINERY

CHI-FA MACHINERY MANUFACTURER CO., LTD.

NO.44 MING-CHUAN RD., SHENG KANG HSIANG,
TAICHUNG HSIEN, TAIWAN 429

TEL:+886-4-25628747 (REP.) FAX:+886-4-25614199 25628389

<http://www.twinhorn.com.tw> E-mail:chifaltd@ms36.hinet.net

CONTENT


1.	SAFETY RULES OF MACHINE	1-1
1.1	GENERAL REMARKS	
1.2	SHIPPING / HANDLING	
1.3	ELECTRICAL EQUIPMENT	
1.4	MECHANICAL EQUIPMENT	
1.5	WARNING SIGN	
2.	MACHINE INTRODUCTION	2-1
2.1	COMBINATION MACHINERY INTRODUCTION	
2.2	NOISE LEVEL	
2.3	SPECIFICATIONS OF MACHINE	
2.4	ELECTRICAL ENVIRONMENT REQUIREMENT	
2.5	DIMENSIONS LAYOUT OF MACHINE	
2.6	MAIN PARTS OF MACHINE	
2.7	TYPE OF TOOL HOLDER	
3.	DESCRIPTION OF INSTALLATION	3-1
3.1	POWER	
3.2	MECHANISM TO INSTALL	
3.3	LEVELING ADJUSTABLE	
3.4	TO LOOK OVER BEFORE “POWER ON” MACHINE	
3.5	DESCRIPTIONS OF MACHINERY TO TRANSPORT	
3.6	TO ADD TO THE OPTION MAGAZINE’S RESERVED ELECTRICS INTERFACE & ELECTRICS CONTACT AND CONNECTION DIAGRAM	
3.7	TO ADD TO THE 4 TH AXIS INSTALLATION AND ELECTRICS INTERFACE	

Twinhorn

VERTICAL MACHINING CENTER

MAINTENANCE MANUAL

VH Series



CHI-FA MACHINERY

CHI-FA MACHINERY MANUFACTURER CO., LTD.

NO.44 MING-CHUAN RD., SHENG KANG HSIANG,
TAICHUNG HSIEN, TAIWAN 429

TEL: +886-4-25628747 (REP.) FAX: +886-4-25614199 25628389

<http://www.twinhorn.com.tw> E-mail: chifaltd@ms36.hinet.net

CONTENT

1. PREVENTIVE MAINTENANCE OF INSTRUCTION	1-1
1.1 PNEUMATIC SYSTEM	
2. MACHINE LUBRICATION SYSTEM	1-4
2.1 LUBRICATION & HYDRAULIC OIL	
2.2 LUBRICATION	
3. PNEUMATIC LAYOUT DIAGRAM (ARM TYPE 24T)	1-6
3.1 PNEUMATIC LAYOUT DIAGRAM (ARM TYPE 32T)	
3.2 PNEUMATIC LAYOUT DIAGRAM (NON MAGAZINE ASSEMBLY)	
4. PREVENTIVE MAINTENANCE	1-8
4.1 DAILY MAINTENANCE	
4.2 WEEKLY MAINTENANCE	
4.3 HALF-YEARLY MAINTENANCE	
4.4 YEARLY MAINTENANCE	
5. NOTICE	1-9