

AHLSTRÖM PUMPS

Z P U M P

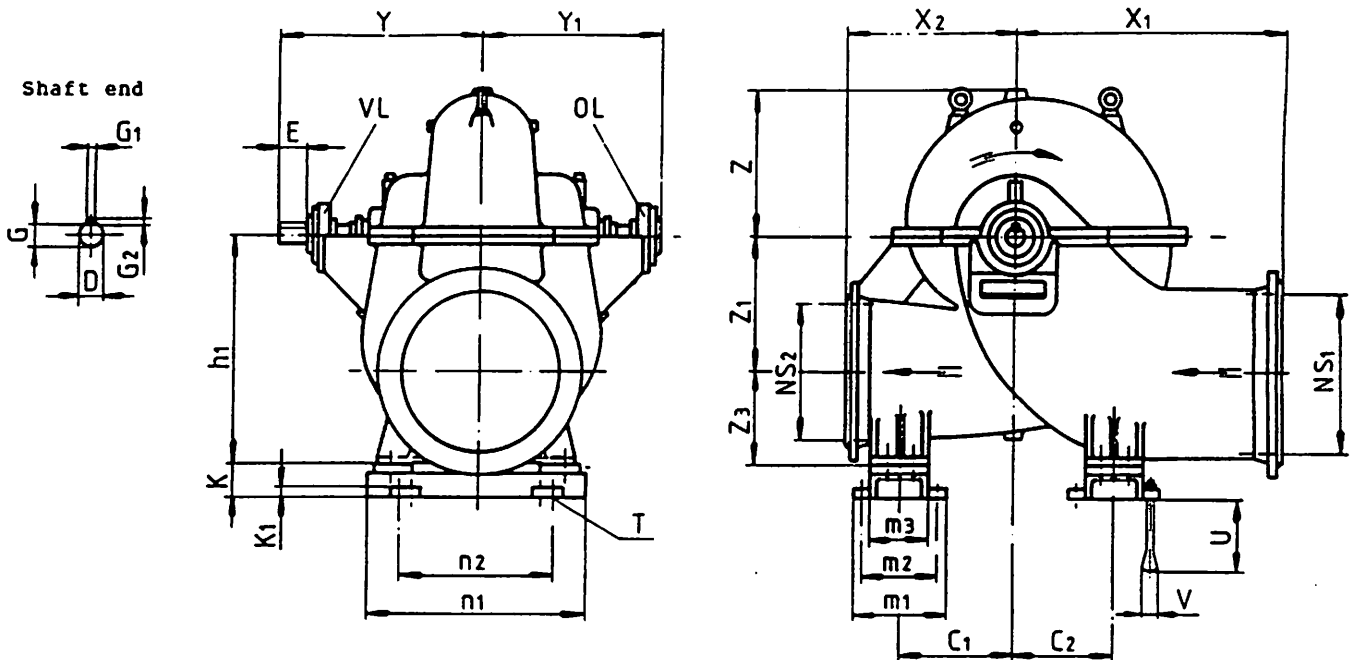
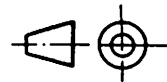
P00140
E

0048B

Replaces 860701

870401

Clockwise



Dimensions in inches

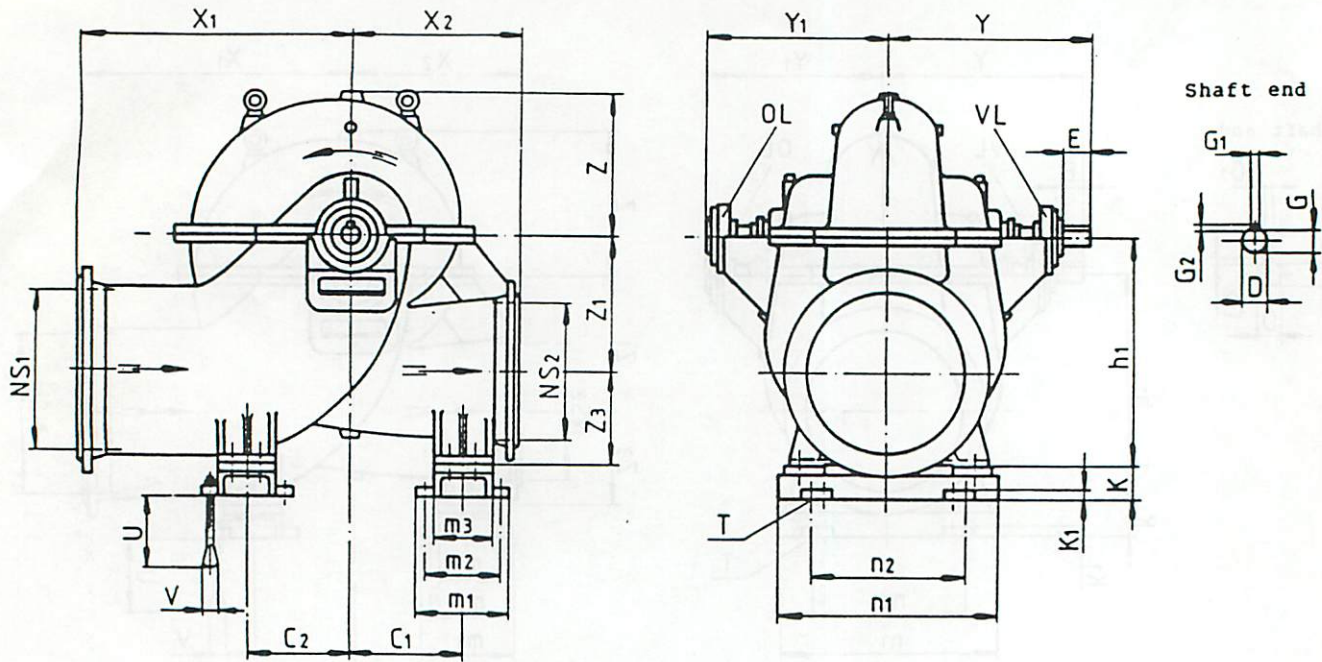
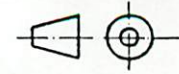
Type	Main dimensions														
	NS1	NS2	h1	K	K1	X1	X2	Y	Y1	Z	Z1	Z3	m1	m2	m3
ZRS-40	20	16	29.53	3.46	1.57	27.56	24.41	29.33	24.02	17.13	15.75	13.78	11.81	9.06	6.30
ZTT-50	24	20	33.46	4.45	1.57	35.43	27.95	34.84	27.83	20.47	18.70	14.76	14.96	12.20	9.45
ZVV-60	28	24	41.73	4.45	1.57	41.73	27.95	41.73	33.07	26.77	24.80	16.93	14.96	12.20	9.45
ZXX-70	32	28	46.46	5.04	1.57	46.46	31.50	48.43	38.27	30.91	27.95	18.50	17.32	14.57	11.81

Type	Main dimensions							Shaft end						Weight lb 1)	J lbft ² 1)
	n1	n2	T	U	V	C1	C2	D	E	G	G1	G2			
ZRS-40	39.37	27.56	1.10	13.39	2.36	14.76	14.76	3.1508	-0.0007	6.69	2.80	0.87	0.55	2975	59
ZTT-50	51.18	37.40	1.10	13.39	2.36	13.78	19.69	3.5447	-0.0009	6.69	3.19	0.98	0.55	4650	126
ZVV-60	51.18	37.40	1.10	13.39	2.36	12.99	26.77	4.3321	-0.0009	8.27	3.94	1.10	0.63	7500	365
ZXX-70	51.18	37.40	1.10	13.39	2.36	13.78	29.53	5.1197	-0.0010	9.84	4.69	1.26	0.71	11700	485

1) Without couplings.

2) Flanges are drilled according to ANSI B16.5 class 150.

Counterclockwise




Dimensions in inches

Type	Main dimensions														
	NS1	NS2	h1	K	K1	X1	X2	Y	Y1	Z	Z1	Z3	m1	m2	m3
ZRS-40	20	16	29.53	3.46	1.57	27.56	24.41	29.33	24.02	17.13	15.75	13.78	11.81	9.06	6.30
ZTT-50	24	20	33.46	4.45	1.57	35.43	27.95	34.84	27.83	20.47	18.70	14.76	14.96	12.20	9.45
ZVV-60	28	24	41.73	4.45	1.57	41.73	27.95	41.73	33.07	26.77	24.80	16.93	14.96	12.20	9.45
ZXX-70	32	28	46.46	5.04	1.57	46.46	31.50	48.43	38.27	30.91	27.95	18.50	17.32	14.57	11.81

Type	Main dimensions							Shaft end						Weight lb 1)	J lbft ² 1)
	n1	n2	T	U	V	C1	C2	D	E	G	G1	G2			
ZRS-40	39.37	27.56	1.10	13.39	2.36	14.76	14.76	3.1508	-0.0007	6.69	2.80	0.87	0.55	2975	59
ZTT-50	51.18	37.40	1.10	13.39	2.36	13.78	19.69	3.5447	-0.0009	6.69	3.19	0.98	0.55	4650	126
ZVV-60	51.18	37.40	1.10	13.39	2.36	12.99	26.77	4.3321	-0.0009	8.27	3.94	1.10	0.63	7500	365
ZXX-70	51.18	37.40	1.10	13.39	2.36	13.78	29.53	5.1197	-0.0010	9.84	4.69	1.26	0.71	11700	485

1) Without couplings.

2) Flanges are drilled according to ANSI B16.5 class 150.



REPLACES

