




210M

Haulpak® Truck

- Maximum G.V.W.
210,000 lbs.
(95 340 kg)
- Mechanical Drive
- Payload Rating
55 to 59.5 tons
(49.9 to 54.0 t)



DRESSER 210M Haulpak Truck

- Payload—55 to 59.5 tons (49.9 to 54.0 t)
2:1 Heaped 44.0 cu. yd. (33.7m³)
- Maximum G.V.W.—210,000 lbs (95 340 kg)
- Gross H.P.—675 hp (503.6 kW)
- Drive System—Allison CLT-6062 Transmission
6 speeds forward, 1 reverse
- Tires—24.00-35, 36 PR (E-3)



ENGINE

Make and Model Cummins KTTA-19C
 Number of cylinders 6
 Operating cycle 4 stroke
 Rated
 brake power ... (SAE) 675 hp (503.6 kW) @ 2100 rpm
 Flywheel power (SAE) 641 hp (478.2 kW) @ 2100 rpm
 Maximum torque ... 1990 lb-ft (2698 N-m) @ 1400 rpm
 Bore 6.25" (159 mm)
 Stroke 6.25" (159 mm)
 Displacement 1150 cu. in. (191)

TRANSMISSION

Allison CLT-6062

With Allison Electronic Shift Control (ATEC), Allison TC683 Torque Converter, reverse inhibitor and downshift inhibitor. Six speeds forward and one reverse. Reverse is torque converter drive. First gear has both converter drive and direct drive. Gears second through sixth are direct for maximum efficiency (converter drive is used momentarily for smooth shifting).

FINAL DRIVE ASSEMBLY

Planetary final drive with full floating axle shafts and plug-in differential carrier assembly.

Ratios:

Bevel set (differential) 3.85:1

Planetary 5.70:1

Total reduction 21.93:1

Maximum speed 35.25 mph (56.73 kph)

TIRES AND RIMS

Standard tire 24.00-35, 36PR (E-3)

Tire rating Ton-MPH (tkm/h) 180 (262.8)

Certain job conditions may require an optional tire ply rating for optimum production. User should evaluate all job conditions to make proper tire selections.

SUSPENSION

HYDRAIR®

Variable rate, independent oil pneumatic suspension cyclinders with integral rebound control. Suspension stroke front and rear is 10 $\frac{7}{8}$ " (276 mm).

FRAME

Box section main rails, proportioned to accommodate relative bending and torsional loads, are connected by tubular cross members, an integral front bumper and rugged, continuous horsecollar. Cross member to frame joints use large radii to minimize stress. The frame rails and other structural plates are fabricated from 50,000 psi (344.75 mPa) yield strength steel. Castings at the rear cross members incorporate the body pivot, body-up pins, and rear suspension strut pivots, as well as the Panhard rod attachment.

V-BODY

ROCK TYPE

V-shaped body with single-slope flat floor provides optimum carrying capacity and smooth, controlled dumping. Wide vertical bolsters provide rigid support for the high tensile, heat-treated steel side. Bolt-on body rubber pads cushion the frame from loading shocks and are easily replaceable. Pivot exhaust heating is standard.

Material:	Yield Strength	Thickness
Floor	125,000 psi (862 mPa)	3/4" (19 mm)
Front	90,000 psi (620 mPa)	1/2" (13 mm)
Sides	90,000 psi (620 mPa)	3/8" (10 mm)
Struck capacity	31.1 cu. yd. (23.8m ³)	
Heaped capacity (SAE) 2:1	44.0 cu. yd. (33.7m ³)	

BODY HOIST

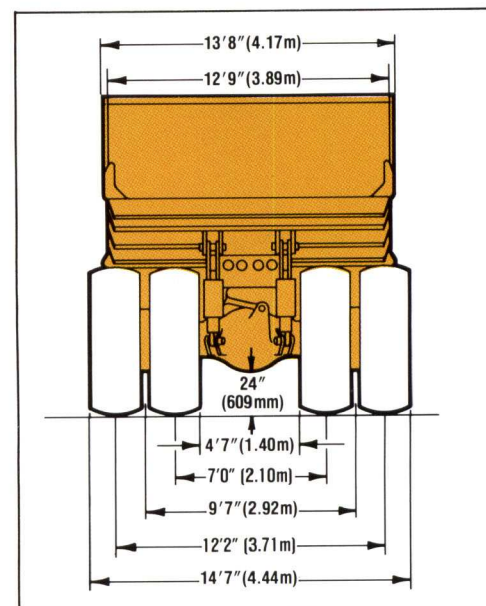
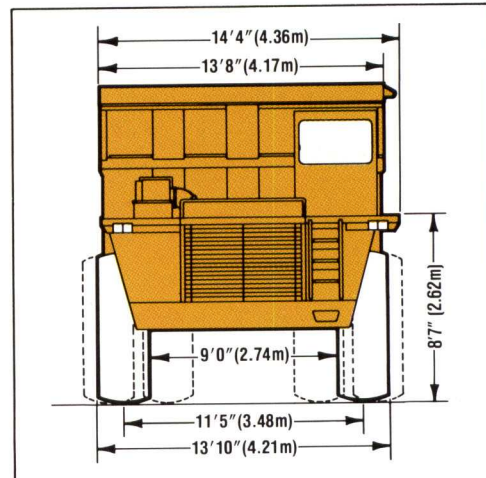
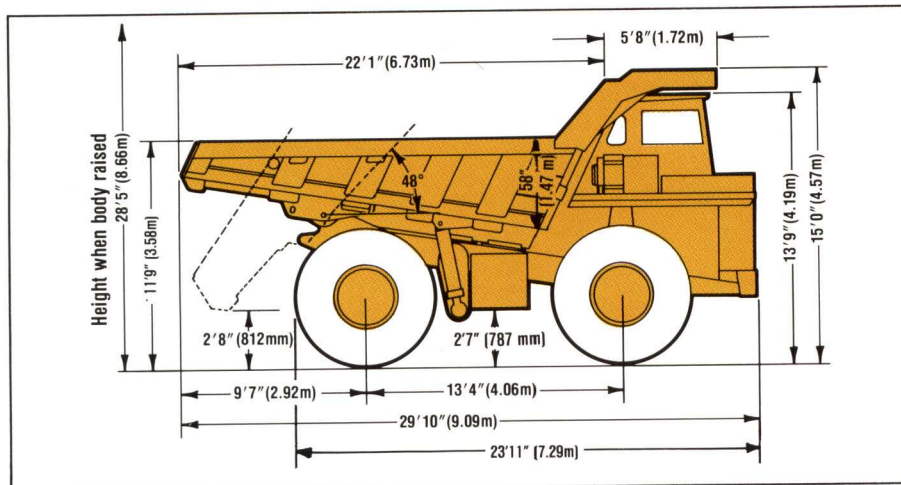
Twin, two-stage hydraulic cylinders mounted outside frame rails for accessibility. Electro-hydraulic control provides quick response. Hydraulic system has dual full-flow, remote-mounted filters.

Pump capacity 83.5 gpm (316 lpm)

Relief valve setting 2750 psi (18961 kPa)

CAB/ROPS

Deluxe cab, engineered to provide superb working comfort, excellent visibility and maximum production efficiency. Features include: tinted safety-glass, fully adjustable suspension operator's seat with seat belt, fresh air heater/defroster, air conditioner, insulation for sound and temperature control, convenient gauge arrangement, left and right hand external mirrors, and full windshield sun visor, integral ROPS (Rollover Protective Structure). ROPS criteria: SAE J1040. (April 1988).



BRAKING SYSTEMS

Meet SAE J1473 DEC84 and ISO 3450-1985 standards up to 210,000 lb. (95 340 kg.) GVW.

Front hydraulically actuated caliper disc.

Braking surface 408 in² (2 632 cm²)

Rear — Dresser oil-cooled, hydraulically actuated disc brakes provide both service and dynamic retarding. Brakes are sealed for protection from environmental contaminants.

Braking surface 9020 in² (58 193 cm²)

AUTOMATIC EMERGENCY BRAKING SYSTEM

Dresser designed brake control module constantly monitors brake pressure in the dual brake accumulators, and will activate an audible and visible warning alarm if pressure on either accumulator should drop below a tolerable level. If pressure should continue to drop, service brakes will automatically apply.

MANUAL EMERGENCY BRAKING SYSTEM

In the event of failure of the brake pedal, the service brakes can be manually applied by an operator switch located on the instrument panel.

PARKING BRAKE

Internal expanding shoe-type, mounted behind transmission. Spring applied, hydraulically released, the parking brake will automatically apply if hydraulic pressure is lost.

Size 12" x 5" (305 mm x 127 mm)

Lining Area 150 sq. in. (968 sq. cm.)

DYNAMIC RETARDER

Constant speed control is provided by a separate foot pedal for the retarder function, allowing the operator to apply the retarder without removing his hands from the steering wheel. The foot operated valve controls the hydraulically actuated oil-cooled wet disc brakes on the rear axle.

WHEEL BRAKE LOCK

Controlled by a switch on control panel. Activates and locks brakes while loading and dumping.

ELECTRICAL SYSTEM

Batteries Two 12-volt batteries in series, 200 ampere-hour capacity

Alternator 24v, 75 Amp

Starter Delco Remy

STEERING SYSTEM

Orbitrol power steering control with pressure compensating steering pump and two double-acting steering cylinders. Front HYDRAIR suspensions serve as steering kingpins to provide excellent maneuverability. Automatic supplemental, accumulator steering is standard.

Turning diameter on front wheel track 69'0" (21.03 m)

Steering pump capacity 22.7 gpm (85.9 lpm)

COOLING SYSTEM

Continuous finned, flat tube type radiator with 2506 sq. in. (16 169 sq. cm.) of frontal area. 48-inch (1219 mm), eight-blade, engine-mounted fan. Radiator is rubber-mounted. Dearation type tank.

WEIGHT DISTRIBUTION

	lbs.	kgs
Empty vehicle		
Front axle	44,390/	20 135
Drive axle	45,910/	20 824
Total	90,300/	40 959
Loaded vehicle, 55 ton (49.9t) payload		
Front axle	66,700/	30 255
Drive axle	133,600/	60 600
Total	200,300/	90 855
Standard Body	22,490/	10 201
Chassis with hoists	67,810/	30 758

DRESSER

210M

Haulpak Truck

STANDARD EQUIPMENT

Cab

- Air conditioner
- Ash tray
- Cigarette lighter
- Heater & defroster
- Operator suspension seat
- Rubber floor mat
- Sun visor (adjustable)
- Windshield tinted safety glass
- Windshield wiper and washer

General Equipment

- Air cleaner, dry type
- Alternator 24 volt, 75 amp
- Anti-freeze protection for temp. to -40° F (-40° C)
- Body position indicator
- Brakes, caliper disc (front)
- Brakes, oil disc (rear)
- Cold weather start aid
- Drive line protector
- Electric system - 24 volt
- Fan, constant running
- Group lube

- Guard, engine and transmission belly
- Mirrors, rectangle L.H., convex R.H.
- Mudflaps for deck and tanks
- Rock ejectors
- Starter, electric
- Starter key switch
- Tow hooks, front
- Tow pins, rear

Lighting

- Back-up light*
- Dual combination stop & tail*
- Four headlamps with dimmer*
- *All Halogen
- Turn signals & hazard

Instrumentation

Gauges:

- Brake oil temperature
- Hourmeter
- Engine coolant temperature
- Engine oil pressure
- Speedometer
- Tachometer
- Transmission oil pressure
- Transmission oil temp.
- Voltmeter

Warning Lights (International Symbols):

- Brake lock
- Brake oil temperature
- Coolant level
- Coolant temperature
- Emergency brake
- Emergency steering
- Engine oil pressure
- Filter restriction — hydraulic, transmission, and torque converter
- Parking brake
- Steering accumulator pre-charge

STANDARD SAFETY EQUIPMENT

- Back-up alarm
- Battery disconnect at engine
- Body prop pin and storage
- Brakes, emergency — manual & automatic
- Brake, wheel lock
- Brake, parking
- Fan guard
- Handrails
- Horn, electric-over-air
- Retarder
- Seat belts, operator and passenger seat
- Skid resistant coating on walkways

SERVICE CAPACITIES

	U.S. Gallons	Liters
Engine lube oil Cummins	13	49.2
Cooling System	48	181.7
Fuel Tank	154	583.7
Hydraulic Tank	95	360
Hydraulic System (incl. tank)	144	545
Transmission (sump plus ext. filters, lines, etc.)	20	75.6
Final Drive	56	212.2
Front Spindle	1	3.8

Specifications subject to change without notice. Illustrations may include optional equipment and may not include all standard equipment.

