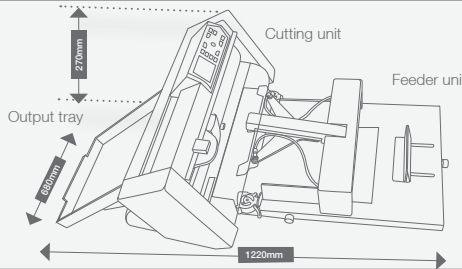


Intec ColorCut 500 digital die cutter		
COLORCUT 500	Vacuum Auto Sheet Feeder	Digital Cutter Engine
POSITION		
Market position	Light production sheet fed, on-demand label and packaging cutting system	
AUTO FEEDER		
Auto sheet capacity	100 sheets - with autofeeder	
Sheet separation	Air powered, variable jet stream separation	
Feeding system	Production style, vacuum feed utilising pick up and advance pneumatic fingers, with variable suction control which can be tuned to different media types	Digital Servo Drive
Media alignment	Media table, slide adjustment for size with self centering guides	
Media width (min-max)	279 - 350mm (10.98" - 13.77")	
Media length (min-max)	210 - 500mm (8.25" - 19.68")	
CUTTING CONTROL		
Mountable tools		1 tool, with dual positions for either kiss cut labels (rear position), or cut through packaging prototypes (front position)
Cutting system		Contour cutter, with up to 2.94 N (300gf) delivered in 31 steps programmable through Intec Vision-Control cutting software
Blade type		Super steel, long life
Productivity (cutting speed)	15 secs - 45 seconds per SRA3 sheet (average 30 seconds - depending upon complexity)	
Cutting margins		Top: 20mm. Bottom: 5* - 10mm. Left: 14mm. Right: 5* - 10mm <i>* On lighter stocks it is advisable to use the higher values</i>
SOFTWARE & CONNECTIVITY		
Software application (Platform)	Intec Vision-Control registration and productivity software (PC only (Windows x32 and X64) Win 7, Win 8.x, Win 10)	
File formats	Accepts CorelDRAW EPS files and native Adobe Illustrator files (save as v8 and below)	
Connectivity	USB (1 connection to PC is required)	
REGISTRATION CONTROL		
Registration system	High resolution CCD vision system consisting of a camera, which reads the registration marks on the media, and compares the position with the original value from the digital file. The Intec Vision-Control cutting software then acts accordingly to correct the linear and angular positional differences but automatically adjusting the cut lines.	
Registration mark(s)	4mm x 4mm square registration mark (2 marks required: origin at top of sheet, and scale/skew at end of sheet).	
Position of Intec Vision-Control marks	Origin mark (leading edge mark) 50mm from leading edge of sheet Min 6mm from left edge of sheet 4mm clearance from artwork on sheet	Scale/skew (trailing edge mark) Min 20mm from trailing edge of sheet Min 6mm from left edge of sheet 4mm clearance from artwork on sheet
	Note: Cutting can occur above the origin mark and below the trailing edge mark. See cutting margins.	
GREEN CREDENTIALS		
Voltages	100v-240v autoswitching	100v-240v autoswitching
Power	55w	120VA
Approvals	UL, c-UL certified. Complies with CE standards and RoHs directive	UL, c-UL certified. Complies with CE and RoHs directive, VCCI Class A, FCC Class A, EN55022 Class A
GENERAL		
Weight	8.5 Kg	10.5 Kg
Dimensions (LxWxH)	1220mm x 680mm x 270mm 	

Digital die-cutting for sheet labels and packaging



colorcut

Die cut sheet fed labelling and packaging on-demand



Automated production

PNEUMATIC AIR-DRIVEN LOADING

FAN SEPARATION OF MEDIA

VISION® CAMERA CUT MARK READING

VISION-MARK® WORKFLOW SOFTWARE

CUTS SRA3 SHEETS IN 30-40 SECONDS

AUTO SHEET EJECTION

100 SHEET CAPACITY FOR AUTO FEEDING

SUITABLE FOR A4 - SRA3 SHEETS

CUTS UP TO 350 G²M

Digitally cut any shape label on up to SRA3 sheets and even prototype 350^{g2m} promotional packaging pieces!

Affordable digital label cutting

Setting new standards in cost, flexibility and speed, the Intec ColorCut 500 label cutter delivers digitally cut labels of any shape direct from your desktop. The class leading auto-feeder uses pneumatic vacuum feed technology to lift and advance label sheets one at a time, and combines air separation jets to eliminate misfeeds caused by static.

The integrated high quality imaging camera provides vision-based registration technology to detect registration marks on the label sheet ensuring crisp accurate cut lines.

No cutting dies

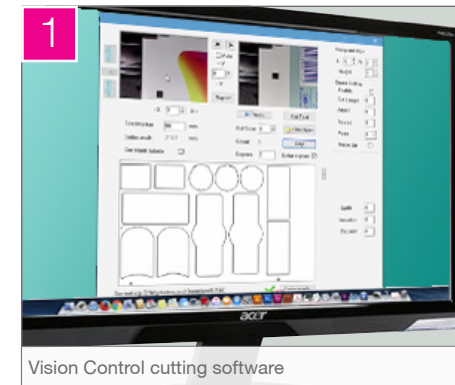
Digital cutting provides many advantages. The Intec ColorCut uses advanced digital contour cutting technology to follow artworked cut lines drawn in CorelDRAW® or Adobe® Illustrator®. No need to send out for dies to be made, or to wait while they are produced. Digital cutting is an 'on-demand' process, simply click 'CUT' and your labels are produced to any shape, direct from your desktop.

Versatile fast sheet fed label production


Targeted to the light production sector the ColorCut produces an SRA3 sheet of labels in 30 - 40 seconds. This enables users to easily produce anything from 10 - 1,000 SRA3 sheets per day. The Vision-Control® productivity software enables users to define the quantity of labels required and proceeds to produce the sheets unattended, saving both time and money.



- Removes Scratches
- Cleans and Shines
- Restores Paintwork




Vision Control cutting software



Air separation system



High-capacity feeding



Dual position cut zones



Vision Registration camera



Easy-to-use display options

So easy to use...

- 1 Intec's Vision Control cutting software accepts both eps files from CorelDRAW and native Adobe Illustrator files.
- 2 A variable power air separation system blows air into the stack from both sides, pre-separating the sheets and eliminating misfeeding caused by static. The advanced vacuum feed system picks up and loads each sheet on demand via dual suction hoses.
- 3 The 100 sheet capacity tray accepts media up to 350mm x 500mm, making it suitable for all popular sheet sizes like A4, A3 and even SRA3.
- 4 Primarily designed to cut sheet labels on paper or synthetic and polyester substrates – the ColorCut can also cut prototype packaging thanks to dual position 'cut zones'.
- 5 Camera-based 'Vision Registration' identifies origin, scale and skew - then adjusts to compensate for any printing errors.
- 6 The intuitive control panel and LCD display panel make light work of all the sophisticated options.

