

GS5r Printer Specifications

Description: Machine specifications should be used by customers and Field Service Engineers during initial phases of printer logistics planning. Printer Specifications include electrical power and floor space requirements.

Affected Printers: GS5500LXr Pro UltraDrop, GS5250LXr Pro, GS5000r

1.0 Printer Specifications

Machine specifications should be used by customers and Field Service Engineers during initial phases of printer logistics planning.

1.1 Revision History

AD	10/11/16	Added section 1.19 with image of Network Connection

1.2 Technical Support

Technical support for EFI Inkjet Solutions' customers is available 24 hours a day.

Note: A factory warranty or enrollment in a service plan is required for 24 hour support.

Americas	EU, Middle East, Africa	APAC
Customer Care	Customer Care	Customer Care
United States: 855-EFI-4HLP (855-334-4457) 412-690-4321	+31 20 658 8070	+1 650 357 4790
Customer.Care@efi.com	Email EuroInk@efi.com	
Canada/Mexico/South America: +1 650 357 4790		
InternationalOrders@efi.com	Part Orders EuroParts@efi.com	Email InternationalOrders@efi.com
Technical Support	Technical Support	Technical Support
North America: 855-EFI-4HLP (855-334-4457)	+32 2 749 94 50	+65 6221 2765
Mexico and South America: +1 412-690-4321	DE +49 2102 745-4500	
	NL +31 20 658-8080/8069	
	UK +44 12462-98085	
	Email: EuroSupport@efi.com	
Online Request Support	Online Request Support	Online Request Support
https://inkjet.support.efi.com	https://inkjet.support.efi.com	https://inkjet.support.efi.com

1.3 LED vs. Arc Lamps

Printers equipped with LED lamps (GS5LXr series, including GS5250LXr and GS5500LXr) also contain a Nitrogen Generator, which increases the [Compressed Air](#) requirements for LED printers only. Additionally, review the [LED and Nitrogen Requirements](#) for printers equipped with LED lamps.

Printers equipped with LED lamps (GS5LXr series, including GS5250LXr and GS5500LXr) have different power consumption requirements than the GS5000r printers, which contain Arc Lamps.

1.4 Safety

Please adhere to the following safety items:

- Familiarize yourself with the EFI Printer Safety Guide, available at, <http://inkjet.support.efi.com/doc.php?doc=683>.

1.5 Modifications

Do not modify this printer from its original design without prior written approval of EFI Inkjet Solutions, or use unapproved accessories.

Danger! Using unapproved modifications or accessories can lead to serious injury to yourself or others, and even death.

1.6 Hazardous Voltage

All EFI printers contain Hazardous Voltage. Refer to your printers' individual Operations Guide and labels attached to the printer components for specific hazardous voltage areas on the printer. Printer operators and technicians must conform to the following guidelines at all times during printer use and maintenance:

- Live electrical terminals can kill. Ensure that the main disconnect switch is in the **Off** position prior to connecting to facility power.
- Some EFI printers are rated as Class I equipment. Ensure that the earth grounding connections between the printer and the host system are maintained at all times.

1.7 Size and Weight

1.7.1 Uncrated

Table 1: GS5250LXr and GS5500LXr/GS5000r Printer only, no Pallet or Enclosure, (*with Winder/Rewinder)

	Imp.	Metric
Height	76"	193.4 cm
Door Swing Height	86"	218.4 cm
Length	341.2"	866.7 cm
Width	100.9"	256.3 cm
Weight	10,202 lbs.*	4,628 kg*

1.7.2 Palletized

Table 2: GS5250LXr and GS5500LXr/GS5000r Printer on Pallet, no crate

	Imp.	Metric
Height	88"	223.5 cm
Length	348"	883.9 cm
Width	76"	193 cm
Weight	11,500 lbs.	5,217 kg

1.7.3 Crated

Table 3: GS5250LXr and GS5500LXr/GS5000r Printer on Pallet with Crate Enclosure

	Imp.	Metric
Height	95"	241.3 cm
Length	348"	883.9 cm
Width	76"	193 cm
Weight	12,815 lbs.	5,813 kg

1.7.4 Rear Unwinder

Table 4: Crated Unwinder assembly

	Imp.	Metric
Height	18"	45.7 cm
Length	236"	599 cm
Width	33"	83.8 cm
Weight, uncrated	785 lbs.	356 kg
Weight, crated	1,575 lbs.	714.41 kg

1.7.5 Front Rewinder

Table 5: Crated Rewinder assembly

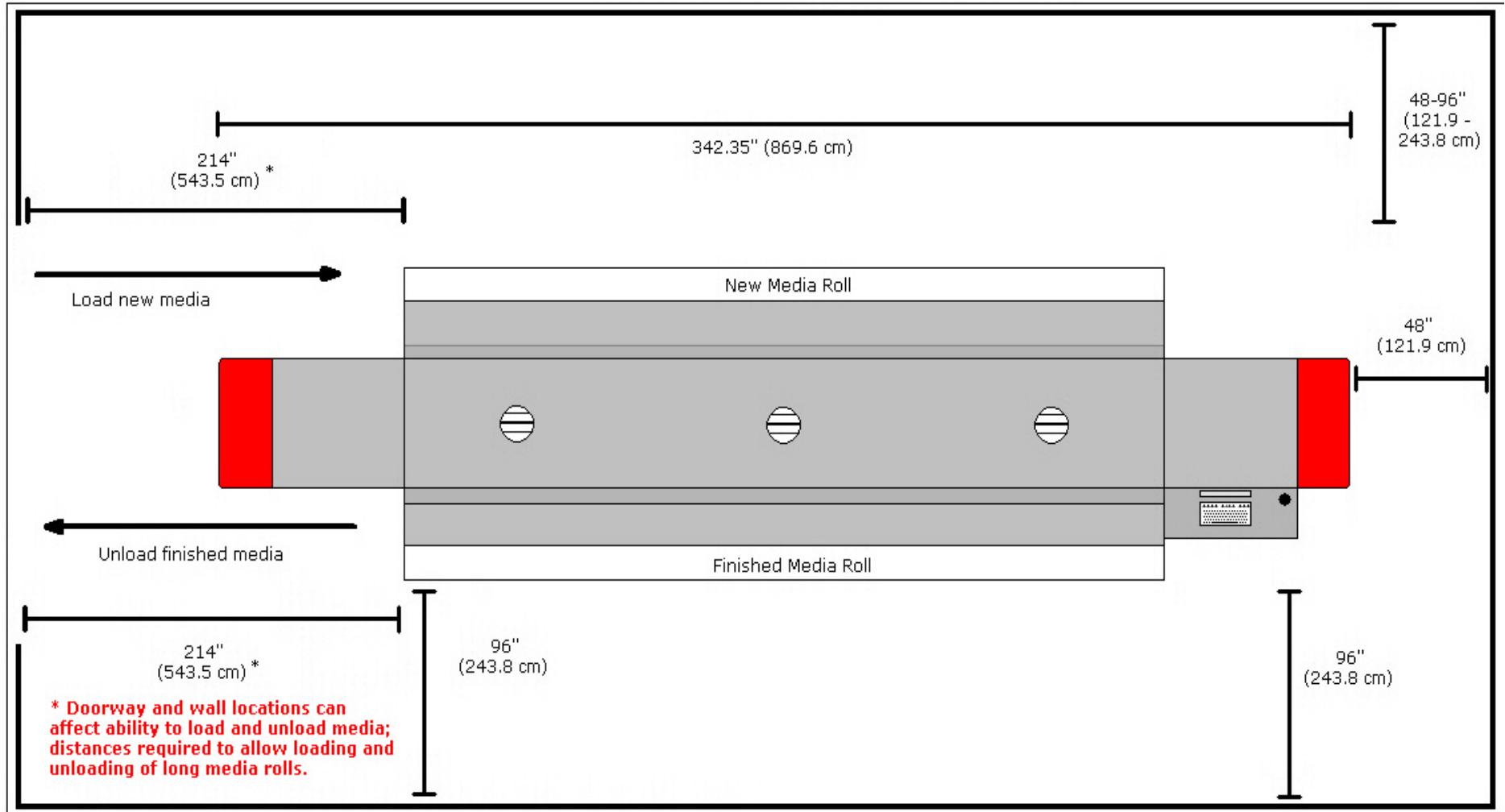
	Imp.	Metric
Height	20"	50.8 cm
Length	238"	604.5 cm
Width	30"	76.2 cm
Weight, uncrated	507 lbs.	231.3 kg
Weight, crated	1,032 lbs.	469 kg

1.8 Floor Space

The GS5250LXr and GS5500LXr/GS5000r printers require adequate floor space to allow safe operation, including loading and unloading safely. The following table indicates the minimum floor space required for the GS5250LXr and GS5500LXr/GS5000r printer, as well as the additional space required for loading media and removing the printed media. See [Recommended Printer Working Clearances](#).

1.9 Recommended Printer Working Clearances

Figure 1-1: Printer Working Clearances



1.10 AC Power Specifications

Because of variances in local codes, power cables are not included with the printer and must be supplied by the customer. Size shall be determined by local code requirements.

A licensed electrician must ensure that your printer's dedicated power source meets the printer's requirements.

Note: Measure Phase to Phase and each Phase to Ground. The phase to phase voltage difference must be less than 5% and each phase to chassis ground difference must be less than 5%.

Table 6: GS5000r Electrical Requirements

Value	Requirement
50 or 60 Hz, three-phase	200-230 VAC (Delta) or 400-460 VAC (Wye)
Peak rated current	60 Amps at 220V and 30 Amps at 440V
Peak power consumption	14.68 KVA
Continuous power consumption	14.54 KW

Table 7: GS5250LXr and GS5500LXr Electrical Requirements

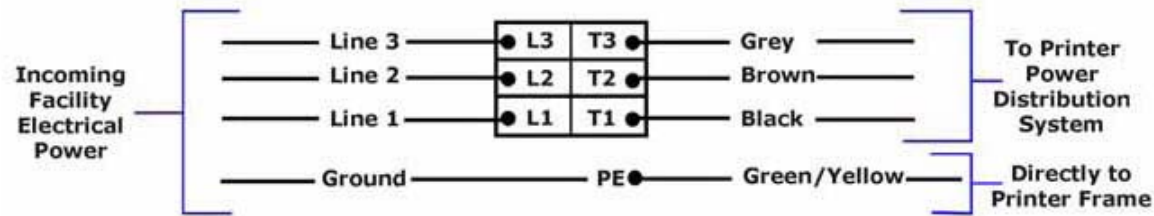
Value	Requirement
50 or 60 Hz, three-phase	200-230 VAC (Delta) (Switch Position 1) - 20 Amps
	400-460 VAC (Wye) (Switch Position 2) - 10 Amps
Average Continuous Power (48" media, Double Shutter, Max Cure)	4.04 kWh

1.10.1 Three Phase Configurations

The following figure outlines US and European 3-Phase electrical configurations.

Danger! GS5250LXr and GS5500LXr/GS5000r printers DO NOT support a 480 volt, 3-Phase configuration.

Figure 1-2: Three-phase electrical configuration



Printer 3-Phase Distribution Block

Figure 1-3: Main AC input voltage switch



Danger! Electrical configurations shall not exceed 460 volts.



Switch Position	Input Voltage
Off	0
200-230	200-230 VAC 50 or 60 Hz
400-460	400-460 VAC 50 or 60 Hz

1.11 Compressed Air

The following tables outline the minimum and maximum compressed air volume requirements.

Table 8: GS5000r Compressed Air Requirements

	Imp.	Metric
Minimum	95 psi @ 4 cf/min.	6.68 kg/cm ² @ 0.113 cu. m/min.
Maximum	150 psi	10.34 kg/cm ²

Table 9: GS5250LXr and GS5500LXr Compressed Air Requirements

	Imp.	Metric
Minimum	110 psi @ 12 cf/min.	7.73 kg/cm ² @ 0.3396 cu. m/min.
Maximum	150 psi.	10.34 kg/cm ² @ 0.3396 cu. m/min.

For complete information about Compressed Air specifications, refer to the following document:

<https://inkjet.support.efi.com/doc.php?doc=975>.

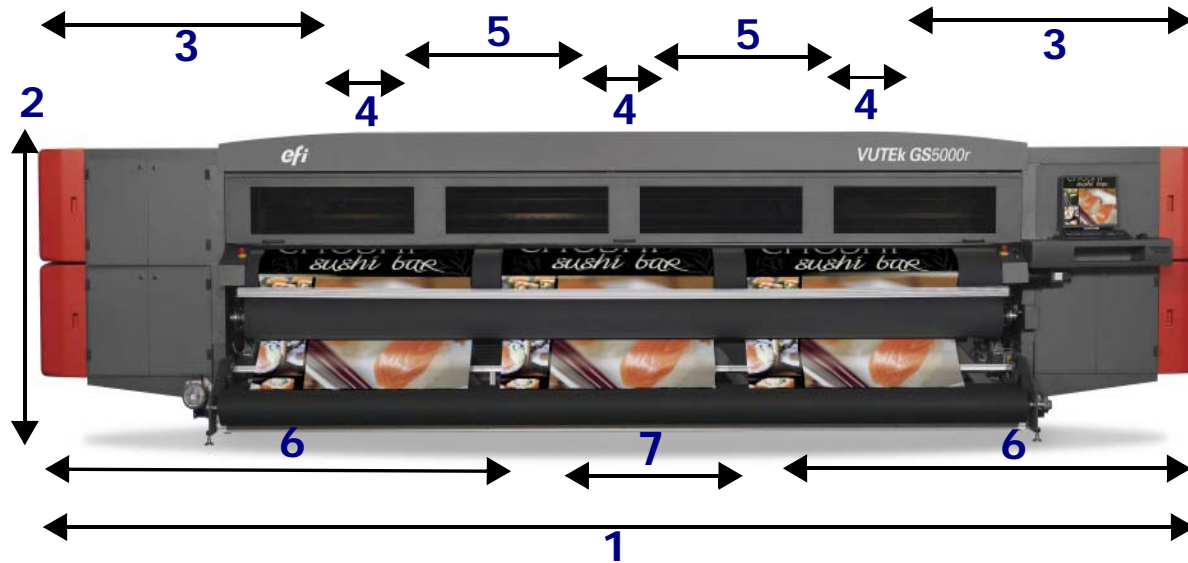
1.12 LED and Nitrogen Requirements

Nitrogen Output Flow	87.8 L/min
Nitrogen Purity	93% Minimum
Nitrogen Lower Limit Setpoint	85 Minimum PSI
Lamp Height Setting	0.060" Above Jet Plate Surface

1.13 Printer Dimensions - Front/Rear

This section contains photos and illustrations of the GS5250LXr and GS5500LXr/GS5000r showing its critical dimensions and an example of a typical GS5250LXr and GS5500LXr/GS5000r installation floor layout.

Figure 1-4: VUTEK GS5250LXr and GS5500LXr/GS5000r, Front view



Dimension - Front View	Imp.	Metric
1-Overall Length	342.35"	869.6 cm
2-Height	78"	198.1 cm
3-Side to vent	85.175"	216.3 cm
4-Exhaust Vents Inside Diameter (3)	10"	25.4 cm
5-Between exhaust vents	71"	180.3 cm
6-Side to Forklift rails	138"	350.5 cm
7-Inside to inside distance between Forklift rails (not shown)	52"	132.0 cm
8-Width of Forklift rail channel	8"	20.3 cm

1.14 Printer Dimensions - Side

Figure 1-5: Printer end view, carriage side




Table 10: Printer Side View

Component	Imp.	Metric
1 - Depth, Chassis only	36.1"	91.7 cm
2 - Unwinder	37.2"	94.5 cm
3 - Rewinder	27.6"	70.1 cm
4 - Overall Depth	100.9"	256.3 cm

Note: The Unwinder brake handles protrude out from the Unwinder rollers by an additional 3".

1.15 Environmental

EFI Inkjet Solutions does not supply a ventilation system for your digital printing system. However, EFI Inkjet Solutions does require a ventilation system be installed for extracting ozone, ink particles, solvent fumes, and heat from the printing area.

Customers must maintain the following environmental conditions for the printer and the area in which it is installed.

1.15.1 ARC Lamps (r Series)

Specification - GS5000r	Imp.	Metric
Volume at <u>each</u> exhaust collar (three per printer)	1,000 cf/m	28.4 meters ³ /min.
Maximum under hood temperature	104° F	40° C
Ambient room temperature	68° F – 86° F	20° C – 30° C
Relative humidity (non-condensing)	30% – 80%	
Exhaust collar <u>outside</u> diameter	10.25 inches	26.0 cm
Exhaust collar <u>inside</u> diameter	10 inches	25.4 cm

1.15.2 LED Lamps (LXr Series)

Specification - GS5250LXr and GS5500LXr	Imp.	Metric
Volume at <u>each</u> exhaust collar (three per printer)	500 cf/m	14.2 meters ³ /min.
Maximum under hood temperature	104° F	40° C
Ambient room temperature	68° F – 86° F	20° C – 30° C
Relative humidity (non-condensing)	30% – 80%	
Exhaust collar <u>outside</u> diameter	10.25 inches	26.0 cm
Exhaust collar <u>inside</u> diameter	10 inches	25.4 cm

1.16 Emissions


The following information will assist your Heating Ventilation and Air Conditioning (HVAC) Engineer when designing the printer's ventilation system.

1.16.1 VOC Emissions

Emission/Consumption	Value
Lbs. of VOC/hour at maximum speed	Less than 0.1%
Lbs. of VOC/liter of ink	Less than 0.1%
Particulate (mg per liter of ink)	15

1.17 Compressed Air Connector

Figure 1-6: Compressed air connector, top left rear



1	Air line connector, male fitting
2	Customer supplied air line from facility air compressor

1.18 AC Power Cord


Figure 1-7: AC Power Cord from facility circuit breaker panel, into top right rear of printer



1	AC power cord from facility circuit breaker panel
---	---

1.19 Network Connection

1



1	Network connection
---	--------------------

1.20 Media Specifications

Table 11: Media Specifications

	Imp.	Metric
Minimum Media Width*	12"	30.5 cm
Maximum Width of Material, single roll	204"	518.6 cm
Maximum Width of Material, three rolls (including media brakes)	204"	518.6 cm
Minimum Roll Diameter	3"	7.62 cm
Maximum Roll Diameter	14"	35.6 cm
Minimum Material Thickness	0.001"	0.00254 cm
Maximum Material Thickness	3.6 oz./ft ² **	1,100 GSM***
Minimum Gap between rolls	8"	20.3 cm
Minimum Material Length (to thread into printer)	96"	243.8 cm
Maximum Media Roll Weight	880 lbs.	399.1 kg

* Minimum recommended media width is 40" or 101.6 cm.

** Ounces per square foot

*** Grams per Square Meter