




Technical specification

# Cold Milling Machine W 250

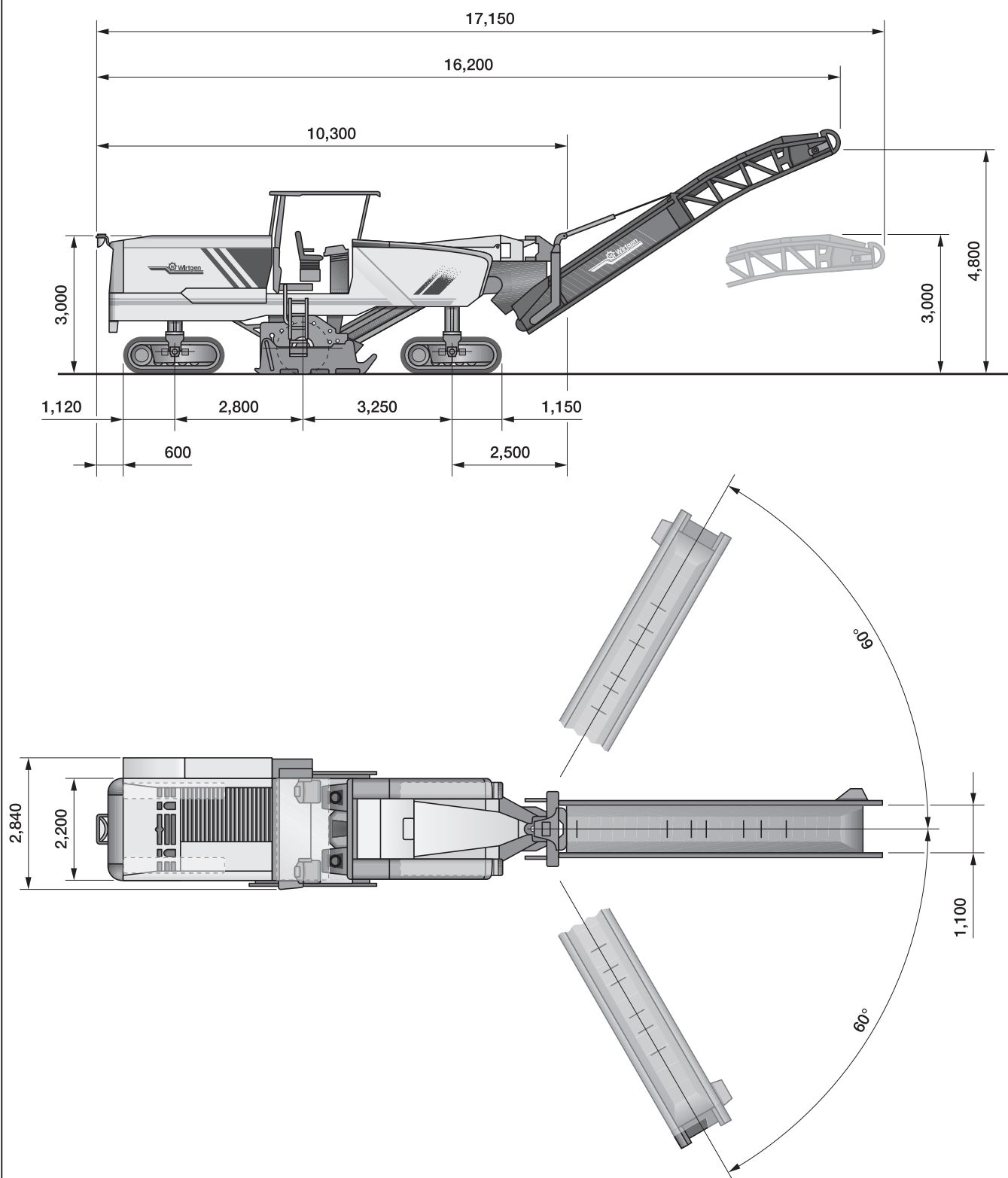


# Technical specification

	Cold milling machine W 250
<b>Milling width</b>	2,200 mm
<b>Milling depth <sup>*1</sup></b>	350 mm
<b>Milling drum</b>	
Tool spacing	15 mm
Number of tools	188
Drum diameter with tools	1,140 mm
<b>Engine</b>	
Manufacturer	CUMMINS
Type	QSX 15 + QSL 8.9
Cooling	Water
Number of cylinders	6 + 6
Rated power at 2,000 min <sup>-1</sup>	708 kW/949 HP/963 PS
Maximum power at 1,900 min <sup>-1</sup>	731 kW/980 HP/994 PS
Operating power at 1,600 min <sup>-1</sup>	659 kW/884 HP/896 PS
Displacement	23.9 l
Fuel consumption at rated power	197 l/h
Fuel consumption in field mix	78 l/h
Emission standards	EC Stage 3a / US EPA Tier 3
<b>Electrical system</b>	24 V
<b>Tank capacities</b>	
Fuel tank	1,460 l
Hydraulic fluid tank	300 l
Water tank	4,850 l
<b>Driving properties</b>	
Travel speed in milling and travel gear, max.	0–88 m/min
<b>Crawler tracks</b>	
Crawler tracks front and rear (L x W x H)	2,100 x 370 x 750 mm
<b>Loading of milled material</b>	
Belt width of primary conveyor	1,100 mm
Belt width of discharge conveyor	1,100 mm
Theoretical capacity of discharge conveyor	668 m <sup>3</sup> /h
<b>Shipping dimensions</b>	
Machine (L x W x H)	10,300 x 2,840 x 3,000 mm
Discharge conveyor (L x W x H)	8,150 x 1,700 x 1,500 mm

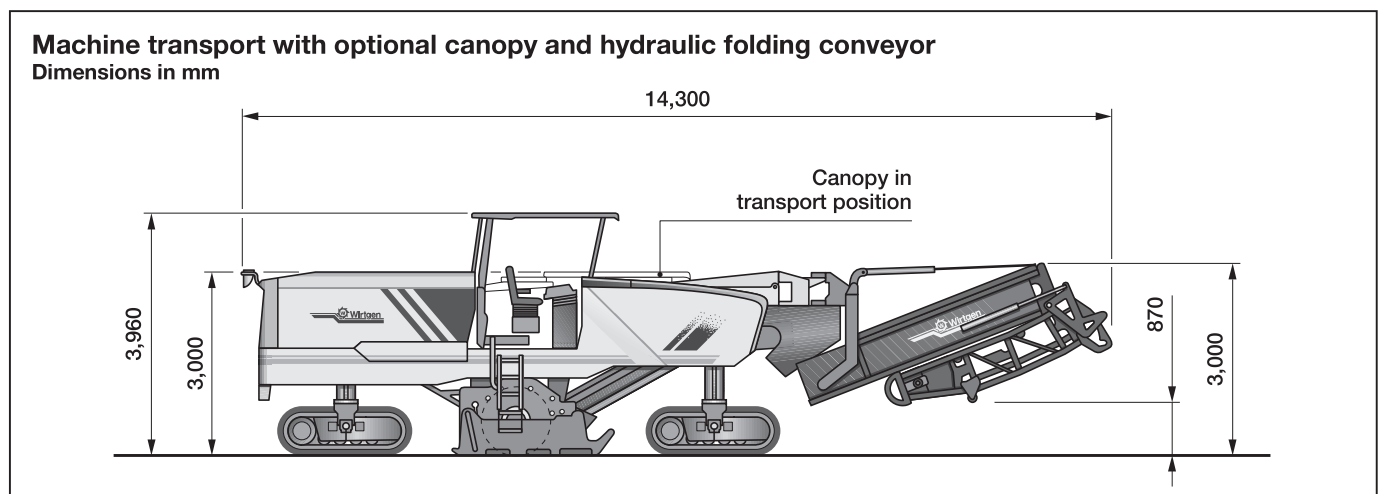
<sup>\*1</sup> = The maximum milling depth may deviate from the value indicated, due to tolerances and wear.

Dimensions in mm

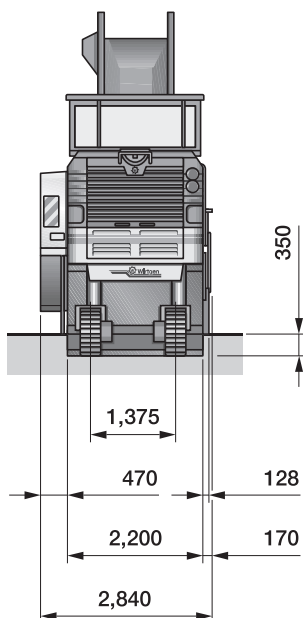


	Machine weights of cold milling machine W 250
Empty weight of machine without filling media	40,600 daN (kg)
Operating weight, CE *	43,740 daN (kg)
Maximum operating weight (full tanks, full range of equipment), milling width 2,200 mm	50,810 daN (kg)
	Weights of filling media
Water tank filling in kg	4,850 daN (kg)
Diesel tank filling in kg (0.83 kg/l)	1,212 daN (kg)
	Optional equipment features increasing / reducing empty weight
FCS Light milling drum assembly and milling drum, milling width 2,200 mm, milling depth 0-350 mm	600 daN (kg)
FCS milling drum assembly and milling drum, milling width 2,500 mm, milling depth 0-350 mm	1,700 daN (kg)
FCS milling drum assembly and milling drum, milling width 3,100 mm, milling depth 0-350 mm	4,500 daN (kg)
FCS milling drum assembly and milling drum, milling width 3,500 mm, milling depth 0-350 mm	6,650 daN (kg)
FCS milling drum assembly and milling drum, milling width 3,800 mm, milling depth 0-350 mm	8,300 daN (kg)
FCS milling drum assembly and milling drum, milling width 4,400 mm, milling depth 0-350 mm	11,600 daN (kg)
FCS Light milling drum, milling width 2,200 mm, HT11 and tool spacing 25 mm	-180 daN (kg)
FCS Light fine milling drum, milling width 2,200 mm, HT5 and tool spacing 6x2 mm	780 daN (kg)
Canopy	270 daN (kg)
Conveyor in folding conveyor design	600 daN (kg)
Operator's platform with comfortable seats	250 daN (kg)
VCS - Vacuum Cutting System	150 daN (kg)
Supplementary weight for flexible use	1,500 daN (kg)

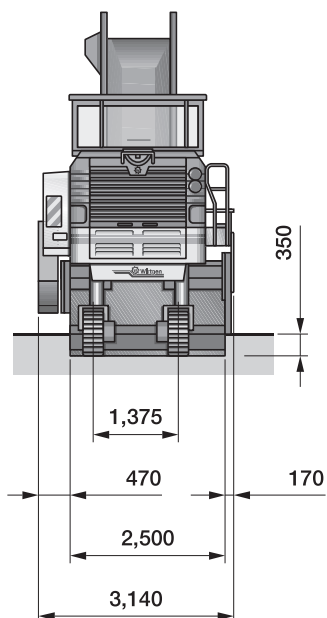
\* = Weight of machine with half-full water tank, half-full fuel tank, driver (75 kg) and on-board tools.



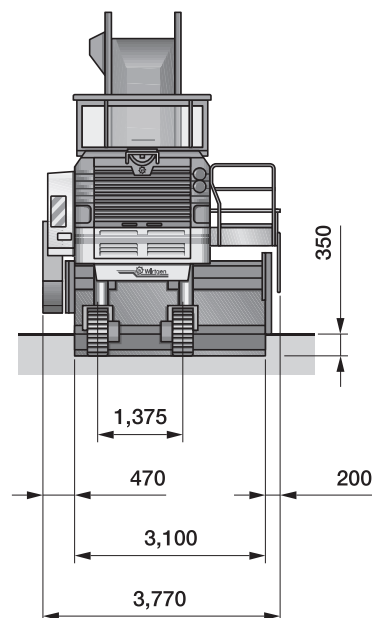
# Rear view of W 250 Dimensions in mm



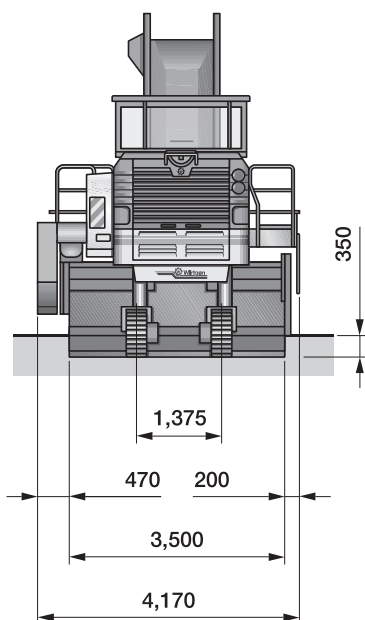
Milling width 2,200 mm



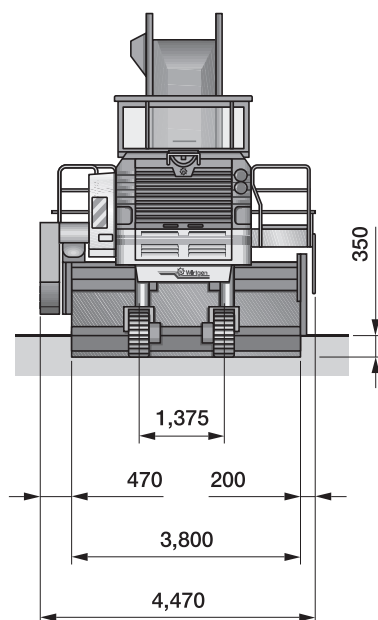
Milling width 2,500 mm



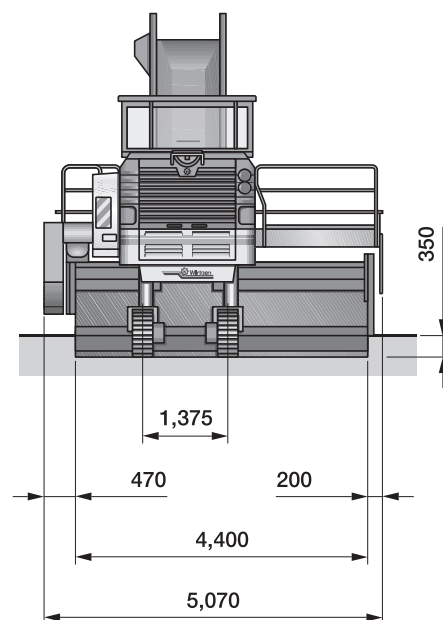
Milling width 3,100 mm



Milling width 3,500 mm

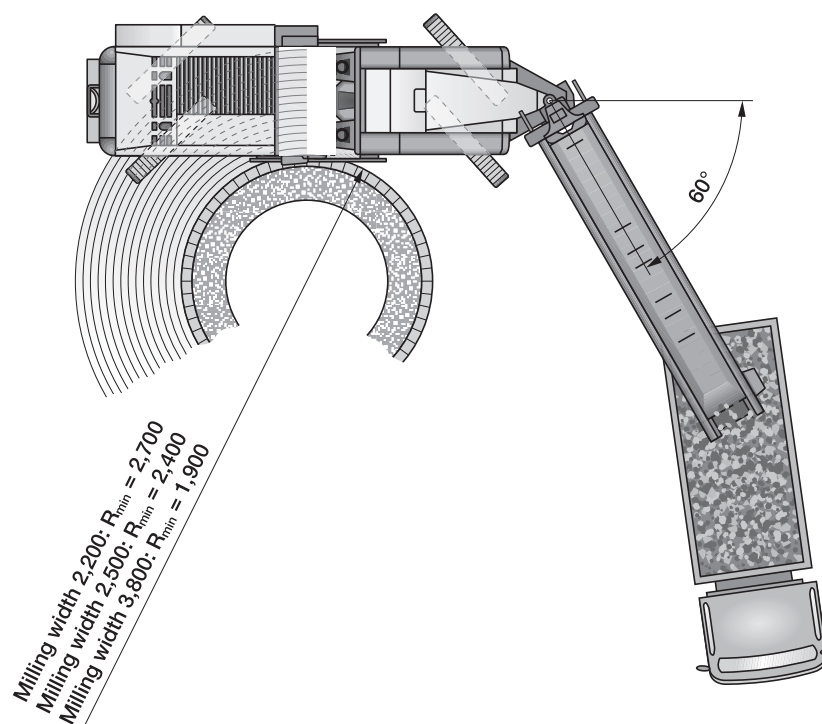
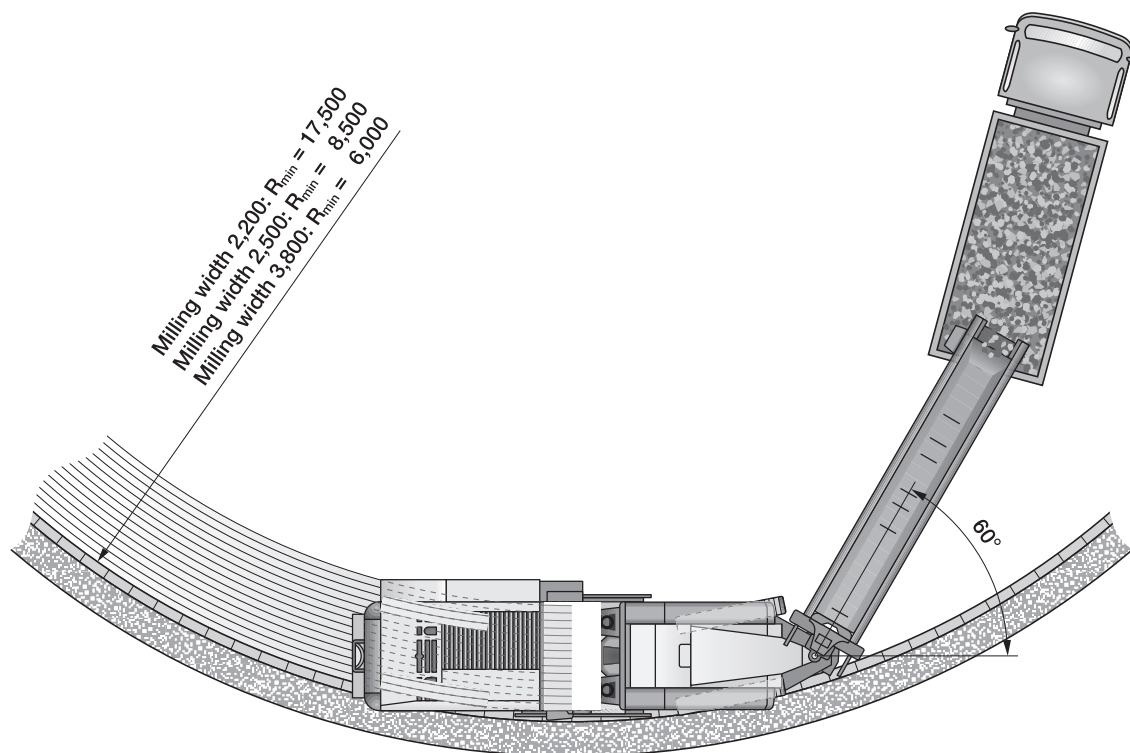


Milling width 3,800 mm



Milling width 4,400 mm

**Milling radius of cold milling machine W 250, 150 mm milling depth**  
 Dimensions in mm



## Equipment features of cold milling machine W 250

### Standard equipment:

#### Basic machine with engine

- Machine frame in dual “wasp waist” design
- Hydraulically opening, soundproof engine cowling
- Engine cooling system with temperature-governed fan speed
- Air compressor system
- Automatically engaging high-pressure water system, 18 bar, 67 l/min
- Battery-operated hydraulic module for emergency functions
- Large storage compartments for cutting tool containers
- Standard painting in Wirtgen white with orange stripes

#### Milling drum housing

- Milling drum housing for milling width 2,200 mm without FCS features
- Three electrically switchable milling drum speeds 105 1/min - 94 1/min - 84 1/min
- Hydraulic gradation control beam with conveyor lift function
- Hydraulically movable and adjustable scraper blade with automatic locking function
- Hydraulically lifting edge protection plates, clearance right 450 mm, clearance left 350 mm
- Two separately engageable water spray bars in the milling drum assembly

#### Milling drums

- Milling drum, milling width 2,200 mm, HT11, tool spacing 15 mm
- Multiple-use ejector system

#### Loading of milled material

- Discharge conveyor without folding design
- Conveyor system with manually or automatically adjustable conveying speed
- Water spray system at primary conveyor
- Slewing angle of discharge conveyor  $\pm 60^\circ$

#### Machine and levelling control

- Clearly structured main control panel with functional switches
- Multifunctional control screen with integrated display of major machine operation parameters
- Multifunctional truck loading indicator integrated in control screen
- Comprehensive machine diagnostics indicator integrated in control screen
- Automatically engaging milling power control unit
- Two exterior control panels for operation by ground staff
- Digital electric height indicator
- Pre-installation for up to 7 levelling sensors per machine side

#### Operator's platform

- Fully anti-vibration mounted operator's platform
- Convenient, individually adjustable control panel
- Convenient access to operator's platform, left and right
- Stand-up seat, left and right
- Lockable control panel covers
- Two mirrors at the front, two mirrors at the centre, one mirror at the rear of the machine

#### Chassis and height adjustment

- PTS - machine is automatically aligned parallel to the pavement surface
- ISC - intelligent track speed control with hydraulic four-track drive
- High machine stability through four-fold full-floating axle
- Four-track steering with freely selectable steering modes
- Extremely wear-resistant, two-piece EPS polyurethane track pads

#### Miscellaneous

- Lighting package with 14 halogen working spotlights
- Comprehensive toolkit in lockable toolbox
- Comprehensive safety package with 6 emergency stop switches
- European design type certification, GS mark (Geprüfte Sicherheit = Tested Safety) and CE conformity
- Warranty of 12 months or 1,000 engine operating hours
- Machine commissioning by qualified personnel

### Optional equipment:

#### Basic machine with engine

- Operation of machine with biodegradable hydraulic fluid
- Special painting in one, two or several colours

#### Milling drum housing

- Milling drum housing for milling width 2,200 mm, FCS Light
- Milling drum housing for milling width 2,500 mm in FCS design
- Milling drum housing for milling width 3,100 mm in FCS design
- Milling drum housing for milling width 3,500 mm in FCS design
- Milling drum housing for milling width 3,800 mm in FCS design
- Milling drum housing for milling width 4,400 mm in FCS design
- Drum turning device for cutting tool replacement
- Pneumatic cutting tool driver and extractor
- Electro-hydraulically operated cutting tool extractor
- Fold-out additional seats at the rear crawler tracks for cutting tool replacement
- Mounting carriage for milling drum housing of 3,800 mm milling width

#### Milling drums

- FCS Light milling drum, milling width 2,200 mm, HT11, tool spacing 25 mm
- FCS Light fine milling drum, milling width 2,200 mm, HT5, tool spacing 6x2 mm
- Milling drum, milling width 2,500 mm, HT11, tool spacing 15 mm
- Milling drum, milling width 3,100 mm, HT11, tool spacing 15 mm
- Milling drum, milling width 3,500 mm, HT11, tool spacing 15 mm
- Milling drum, milling width 3,800 mm, HT11, tool spacing 15 mm
- Milling drum, milling width 4,400 mm, HT11, tool spacing 15 mm

#### Loading of milled material

- Hydraulically folding discharge conveyor
- VCS – Vacuum Cutting System
- Conveyor support legs for machine transport

#### Machine and levelling control

- LEVEL PRO automatic levelling system with hydraulic milling depth sensors at the edge protection plates, left and right
- Additional LEVEL PRO control panels
- Slope sensor
- Sensor for hydraulic scanning of the milling depth in front of the milling drum, right
- Sensor for hydraulic scanning of the milling depth in front of the milling drum, left and right
- Multiplex sensors with two additional ultrasonic sensors including bracket and cable in 3-fold Multiplex system package, right
- Multiplex sensors with two additional ultrasonic sensors including bracket and cable in 3-fold Multiplex system package, left and right
- Receiving sensor for level control by laser (excluding transmitter)
- Sonic ski sensor for scanning a stringline
- Pre-installation for 3D GPS levelling including receiver mast

#### Operator's platform

- Individually adjustable, comfortable driver's seats, left and right
- Operator's platform heating by conducting warm air into the footwell area
- “Stop-and-Go” indicator for trucks integrated in the partly electrically folding front mirrors
- Hydraulically retracting protective canopy

#### Miscellaneous

- Screen system including display
- Hydraulically operated electrical generator with a capacity of 4 kW at 220 volts
- Hydraulically operated electrical generator with a capacity of 4 kW at 110 volts
- Lighting balloon, 2.0 kW operated at 220 volts
- Lighting balloon, 2.0 kW operated at 110 volts
- Electrically operated diesel tank filling pump
- Hydraulically operated water tank filling pump
- Lighting package with 8 halogen and 6 Xenon spotlights
- Bolt-on supplementary weight, 1,500 kg
- Hydraulically operated high-pressure water cleaner, 150 bar, 15 l/min





Wirtgen GmbH  
Reinhard-Wirtgen-Strasse 2 · 53578 Windhagen · Germany  
Phone: +49 (0) 26 45/131-0 · Fax: +49 (0) 26 45/131-242  
Internet: [www.wirtgen.com](http://www.wirtgen.com) · E-Mail: [info@wirtgen.com](mailto:info@wirtgen.com)