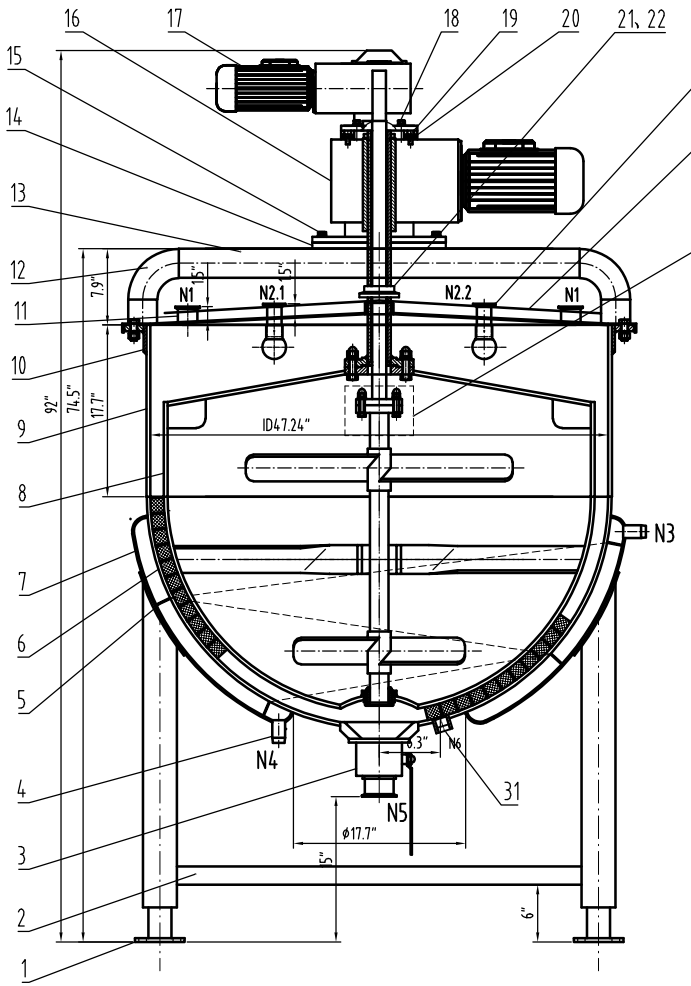

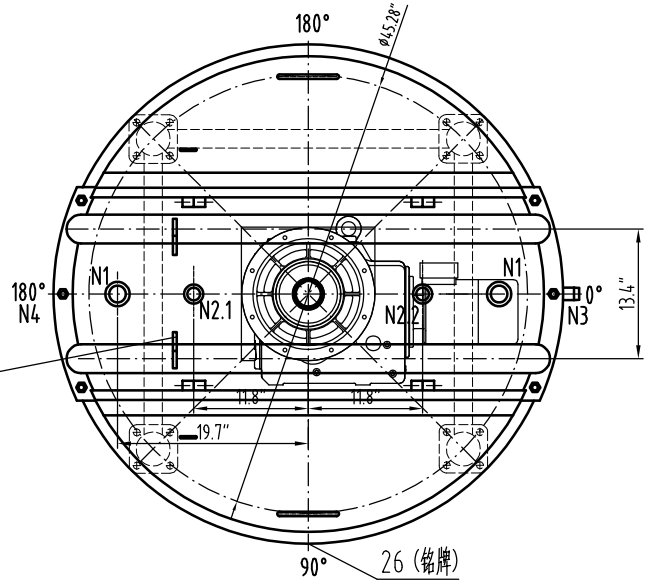

DESIGN DATA SHEET 设 计 数 据 表

CODE 规范	ASME BPVC SECTION VIII DIUISION I 2025 EDITION. ASME<<锅炉及压力容器规范>>第VIII卷第一册<<压力容器建造规则>>,2025版.				
	SHELL 筒体	JACKET 夹套	ASME STAMP ASME钢印要求		YES,WITH U DESIGNATOR FOR JACKET ONLY
FLUID 介质	/	STEAM 水蒸气	NB REGISTRATION REQUIREMENTS NB 注册要求		YES
FLUID PERFORMANCE 介质特性	Non lethal 非致死	Non lethal 非致死	CRN REGISTRATION REQUIREMENTS CRN 注册要求		NO
WORKING TEMPERATURE *F 工作温度	≤330	≤330	WELDING ROD TYPE 焊条型号		AS PER WPS 按焊接工艺规定
WORKING PRESSURE Psi 工作压力	0	≤90	WELDING REGULATION 焊接规程		NOTE 2
DESIGN TEMPERATURE *F 设计温度	330	330	WELD STRUCTURE 焊缝结构		COMPRESSION STRUCTURE ADOPTS FULL PENETRATION 受压部件采用全焊透结构
MDMT 最低设计金属温度	-4	-4°F AT 90Psi	THICKNESS OF FILLET WELD EXCEPT NOTED 除注明外角焊缝厚度		AS PER THE THICKNESS OF THINNER PLATE 按较薄板厚度
DESIGN PRESSURE Psi 设计压力	0	90Psi AT 330°F	PRESSURE TEST TEMPERATURE *F 压力试验温度		41-118
MAWP Psi 最大允许工作压力	0	90Psi AT 330°F	N.D.E. 无损检测	WELDING JOINT CATEGORY 焊接接头类别	METHOD-EXCRATE 方法-检测率 / ACC. STD. 验收标准
CORROSION ALLOWANCE in 腐蚀裕量	0			A,B	射线抽查 SPOT RT / UW-11(b)
JOINT EFFICIENCY Shell/ head 焊接接头系数 筒体/封头	0.85/0.85			C,D	/ /
HYDRO. TEST PRESSURE Psi 水压试验压力	119		TOTAL CAPACITY gal 全容积		253
GAS LEAKAGE TEST PRESSURE Psi 气密性试验压力	NA		IMPACT TEST 冲击试验		Exemped per UHA-51 按UHA-51豁免
NOZZLE ORIENTATION 管口方位	AS PER THIS DRAWNING 按本图		HEAT TREATMENT 热处理		Exemped per UHA-32AND UHA-44 按UHA-32和UHA-44 豁免
MATERIAL FOR MAIN PRESSURE PARTS 主要受压元件材料	SA-240 304 SA-240 316L SA-312 TP304		质量 MASS	NET MASS FOR EQUIP. 设备净质量 ib	
FULL COEFFICIENT 充满系数	/			OPERATING MASS 操作质量 ib	/
INSULATION THICKNESS in 保温层厚度	/			FULL WATER MASS 充满水质量 ib	

NOZZLE SCHEDULE 管 口 表

MARK 符号	NOMINAL SIZE 公称尺寸	QTY. 数量	CONNECTING SIZE AND STANDARD 连接尺寸及标准	FACE 法兰面形式	SERVICE 用途或名称	REMARKS 备 注
N1	2"	2	3A	TC	INLET	
N2	1.5"	2	3A	TC	CIP	
N3	1.5"	1		NPT	STEAM INLET	
N4	1.5"	1		NPT	STEAM OUTLET	
N5	3"	1	3A	TC	OUTLET	
N6	1 1/4"	1		UNC	Temperature sensor	

技术要求Technical Requirement

1.填充金属符合SFA-5.9，含碳量不超过0.10%。
The used filler metal shall be conformed to SFA-5.9 with carbon content not exceeding 0.10%.
2.除非另有说明，所有坡口处压焊接接头均应为全焊透接头形式，连续焊，并应采用焊缝识别卡（JIC）上指定的WPS施焊；完工的纵、环向焊接接头符合UW-35的要求。
Unless otherwise specified,All the groove welding joints for pressure parts are of full penetration type, continuous, and shall be welded as per the WPS designated by JIC; Finished longitudinal and circumferential joints conform to UW-35.
3.除非另有说明，未注明的尺寸公差见相关程序文件Q/HD-PD-03-2011.
Unless otherwise specified, does not indicate the size tolerance and see the program file Q/HD-PD-03-2011.
4.内抛光:RA 0.6,外抛: RA 0.8。Interior finish : Ra0.6, Exterior finish: Ra0.8.
5.安全附属装置由用户负责安装在外部管路中,从而确保容器内的压力不会超过容器的最大允许工作压力;
The user shall be in charge for installing safety devices in outer pipe system connected to this tank, and to ensure the pressure in the tank not exceeding its MAWP pressure;
6.本设备的包装运输按JB4711-2003《压力容器涂敷与运输包装》的规定。
This equipment's packing and transportation shall conform to the regulation of [Pressure Vessel Coating and Transportation Packing] ,JB4711-2003.

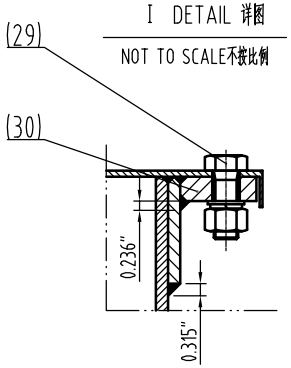

I DETAIL 详图

NOT TO SCALE不按比例

A B类焊接接头
Category A,B welding joint
不按比例 Not to scale

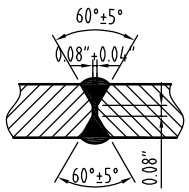

接管焊接接头
nozzle welding joint
不按比例 Not to scale

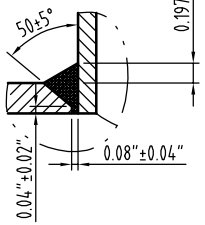

夹套焊接接头
jacketed welding joint
不按比例 Not to scale

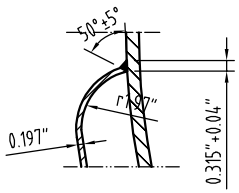

31	HD26A-001-13	Temperature sensor 温度传感器	1	S31603			
30	HD26A-001-12	FLANGE 螺口法兰	2	S30408			
29		FLANGE 螺栓M16x0.2"	6	A2-70			配螺母，平垫圈
28	HD26A-001-11	COVER LOCK 盖锁	2	S30408			
27	HD26A-001-10	NAMEPIATE 铭牌	1	SA-240 304			
26	HD26A-001-09	protective screening 安全网	2	S31603			
25	HD26A-001-08	COVE 盖子	2	S30408			
24	HD26A-001-07	BRIDGE 桥	1	S31603			
23	HD26A-001-06	CIP 喷洗 1.5"	2	S31603			
22	GB/T3452.1	O-RING SEALS O型密封圈 内径Ø2.32"X0.2"	1	SILICONE RUBBER 硅橡胶			
21	HD26A-001-05	OIL SEAL COVER 护油盖Ø2.36"	1	PTFE 聚四氟乙烯			
20		CONNECTING FLANGE 转接法兰	1	S30408			
19	GB/T70.1	BOLT 内六角圆柱头螺钉 M16X0.8"	4	A2-70			
18	GB/T5783	BOLT 螺栓 M10X1.2"	4	A2-70			配平垫、弹垫
17		REDUCER 减速机JRTKAF49 DN90L4	1	ASSEMBLY 组合件			1.5KW,63rpm
16		REDUCER 减速机JRTKAF89 DN100L4	1	ASSEMBLY 组合件			3KW,28rpm
15	GB/T5783	BOLT 螺栓 M16X1.57"	4	A2-70			配平垫、弹垫
14	HD26A-001-04	ENGINE BASE FLANGE 机座法兰13.8"X13.8"X0.63"	1	S30408			
13		PIPE 接管 Ø3"X0.236"/L=106.3"	1	S30408			
12		ELBOW 90°弯头 Ø3"X0.236"	4	S30408			
11		FERRULE 卡箍接头2"/L=1.8"	2	S31603			
10		REINFORCING RING 加强圈 t=0.315" L=2.75"	1	S30408			
9		SHELL 筒体ID47.24"X0.394"/L=17.7"	1	SA-240 316L			
8	HD26A-001-03	MIXING SYSTEM 搅拌系统	1	ASSEMBLY 组合件			
7		SPHERICAL HEAD JACKET 夹套球形封头ID512"x0.197"(0.177")	1	SA-240 304			
6		SPHERICAL HEAD 球形封头ID47.24"x0.394"(0.354")	1	SA-240 316L			
5		Jacket guide plate 夹套导流板t=0.08"	1	SA-240 304			
4	HD26A-001-02	JOINT FNPT 接头 NPT 1.5"	2	SA-312 TP304			Ø1.9"x0.2"
3		Valve 罐底下料阀 3"	1	S31603			
2		LEG 支腿拉杆Ø1.9"x0.12" L=29"	3	S30408			
1	HD26A-001-01	LEG 可调支腿	4	S30408			
PART NUMBER 件号	DWG. NO. OR STD NO 图号或标准号	DESIGNATION 名 称	QTY 数量	MATERIAL 材 料	SINGLE 单 / TOTAL 总 WEIGHT 重量 (Kg)		REMARKS 备 注
3							
2							
1							

修改号 REV.NO.	说 明 DESCRIPTION	设 计 PREPARED BY	审 核 CHECKED BY	批 准 APPROVED BY	日 期 DATE

陕西宏达实业有限公司
SHAANXI HONGDA INDUSTRY CO., LTD

PREPARED BY 设 计		200USG SPHERICAL TANK 200加仑球形锅		PROCESS STAGE 加工阶段	
CHECKED BY 审 核				DRAWING NO. 图 号	HD26A-001-00
APPROVED BY 批 准		SCALE 比 例 1:7	WEIGHT 重量(ib)	PROJECT NUMBER 设计项目	26-0101-01-HA
				GENERAL DRAWING 总 图	
				REV 版次 1	TOTAL 共: 29 PAGE 第: 1