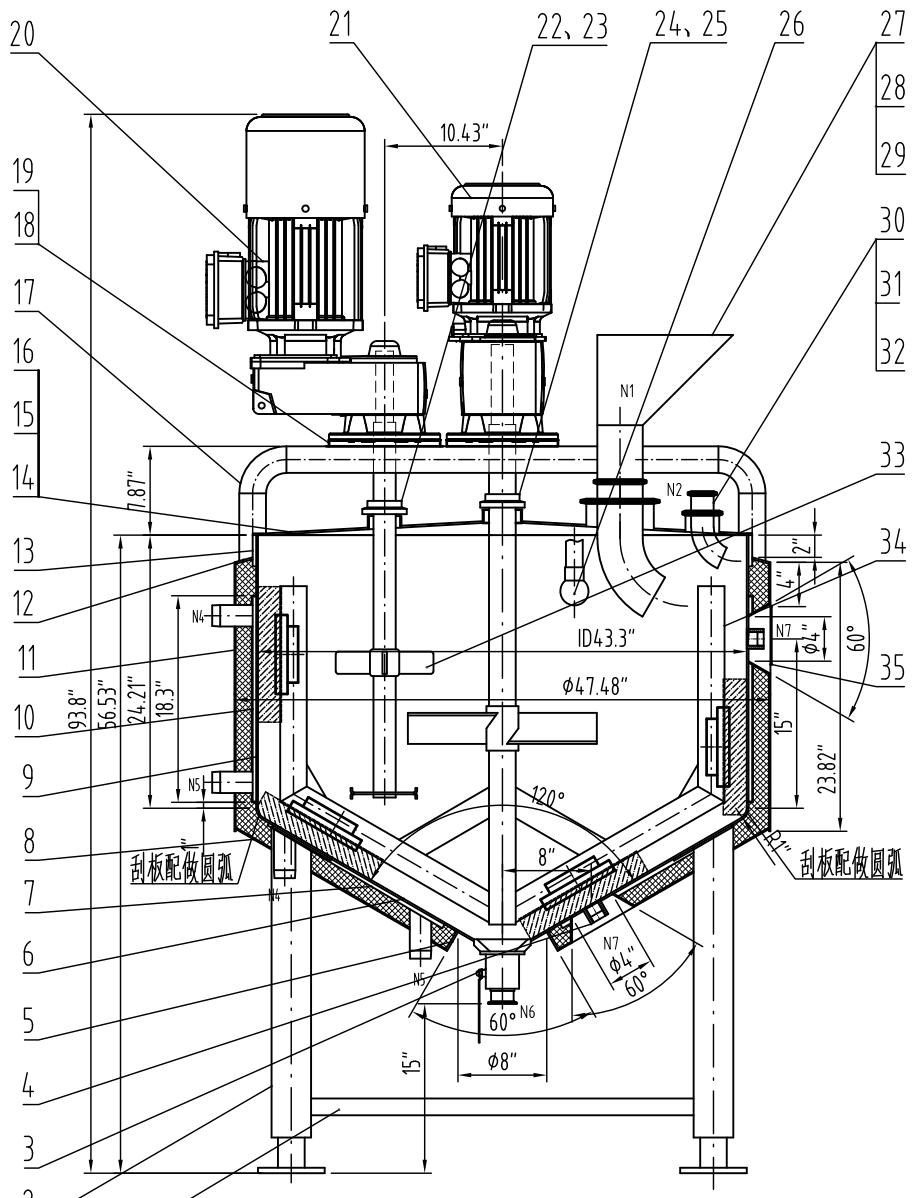

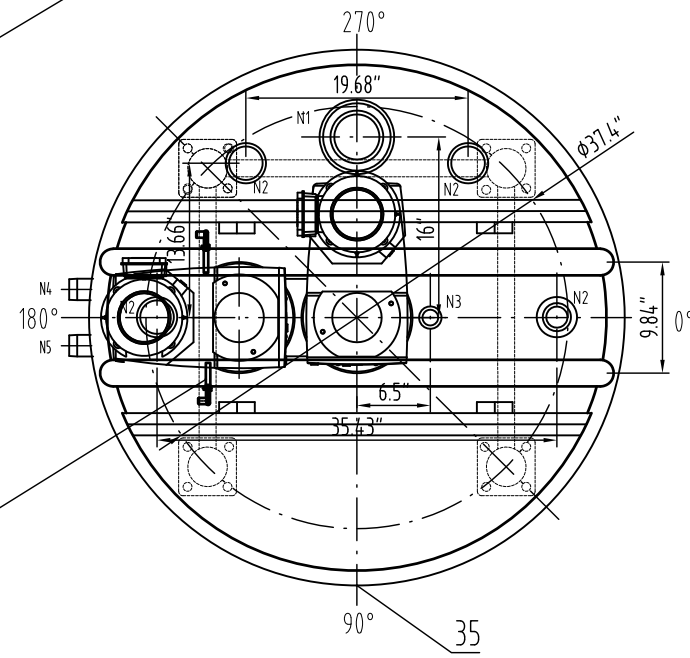

INLET AND OUTLET OF JACKET
夹套进出口
NOT TO SCALE 不按比例

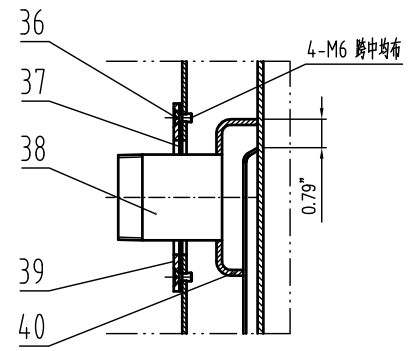

JACKET CLOSURE DETAIL
夹套进出口导流板详图
NOT TO SCALE不按比例

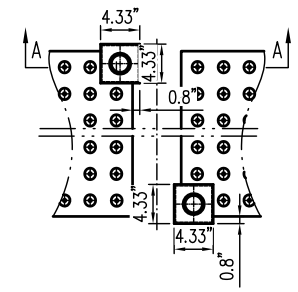

A-A
NOT TO SCALE不按比例

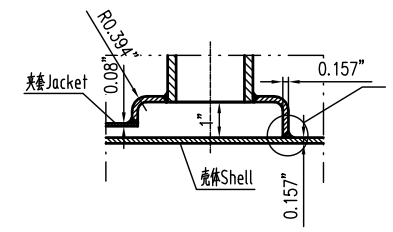

DIMPLE JACKET WELDING JOINT
蜂窝夹套焊接接头
NOT TO SCALE不按比例

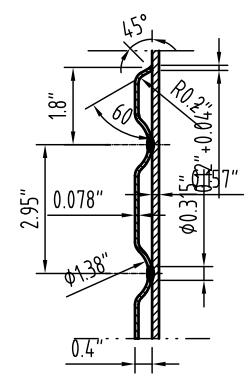

CATEGORY A,B WELDING JOINT
A B类焊接接头
NOT TO SCALE 不按比例

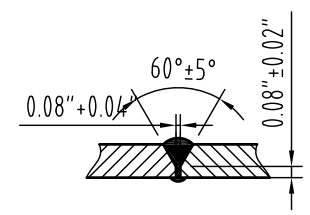

NOZZLE WELDING JOINT
接管焊接接头
NOT TO SCALE 不按比例

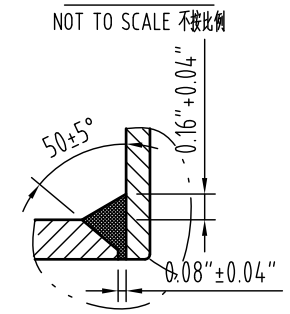

DESIGN DATA SHEET 设 计 数 据 表

CODE 规范	ASME BPVC SECTION VIII DIUISION I 2025 EDITION. ASME<<锅炉及压力容器规范>>第VIII卷第一册<<压力容器建造规则>>,2025版.

	SHELL 筒体	JACKET 夹套	ASME STAMP ASME钢印要求	YES,WITH U DESIGNATOR FOR JACKET ONLY
FLUID 介质	/	STEAM 水蒸气	NB REGISTRATION REQUIREMENTS NB 注册要求	YES
FLUID PERFORMANCE 介质特性	Non lethal 非致死	Non lethal 非致死	CRN REGISTRATION REQUIREMENTS CRN 注册要求	NO
WORKING TEMPERATURE 工作温度 °F	≤320	≤320	WELDING ROD TYPE 焊条牌号	AS PER WPS 按焊接工艺规定
WORKING PRESSURE 工作压力 Psi	0	≤75	WELDING REGULATION 焊接规程	NOTE 2
DESIGN TEMPERATURE 设计温度 °F	320	320	WELD STRUCTURE 焊缝结构	COMPRESSION STRUCTURE ADOPTS FULL PENETRATION 受压部件采用全焊透结构
MDMT 最低设计金属温度 °F	-4	-4°F AT 75Psi	THICKNESS OF FILLET WELD EXCEPT NOTED 除注明外角焊缝厚度	AS PER THE THICKNESS OF THINNER PLATE 按较薄板厚度
DESIGN PRESSURE 设计压力 Psi	0	75Psi AT 320°F	PRESSURE TEST TEMPERATURE 压力试验温度 °F	41-118
MAWP 最大允许工作压力 Psi	0	75Psi AT 320°F	N.D.E. 无损检测 / WELDING JOINT CATEGORY 焊接接头类别	METHOD-EXRATE 方法-检测率 / ACC. STD. 验收标准
CORROSION ALLOWANCE 腐蚀裕量 in	0		A,B	射线抽检 SPOT RT UW-11(b) / UW-52
JOINT EFFICIENCY Shell/ head 焊接接头系数 筒体/封头	0.85/0.85		C,D	/ /
HYDRO. TEST PRESSURE 水压试验压力 Psi	99		TOTAL CAPACITY 全容积 gal	180
GAS LEAKAGE TEST PRESSURE 气密性试验压力 Psi	NA		IMPACT TEST 冲击试验	Exemped per UHA-51 按UHA-51豁免
NOZZLE ORIENTATION 管口方位	AS PER THIS DRAWNING 按本图		HEAT TREATMENT 热处理	Exemped per UHA-32AND UHA-44 按UHA-32和UHA-44 豁免
MATERIAL FOR MAIN PRESSURE PARTS 主要受压元件材料	SA-240 304 SA-240 316L SA-312 TP304		质量 MASS / NET MASS FOR EQUIP. 设备净质量 ib	1488
FULL COEFFICIENT 充满系数	/		OPERATING MASS 操作质量 ib	/
INSULATION THICKNESS 保温层厚度 in	1.8"		FULL WATER MASS 充满水质量 ib	

NOZZLE SCHEDULE 管 口 表

MARK 符号	NOMINAL SIZE 公称尺寸	QTY. 数量	CONNECTING SIZE AND STANDARD 连接尺寸及标准	FACE 连接面形式	SERVICE 用途或名称	REMARKS 备注
N1	6"	1	3A	TC	INLET 进料口	
N2	3"	4	3A	TC	INLET 进料口	
N3	1.5"	1	3A	TC	CIP 喷淋口	
N4	1.5"	2	ASME B1.20.1-2013	NPT	STEAM INLET蒸汽进口	
N5	1.5"	2	ASME B1.20.1-2013	NPT	STEAM OUTLET蒸汽出口	
N6	2"	1	3A	TC	OUTLET 出料口	
N7	1 1/4"	2		UNC	THERMOWELL温度计套管	

41	HD26A-010-22	COVER LOCK 盖锁	2	S30408				
40		GUIDE PLATE 夹套进出口导流板 t=0.157"	4	SA-240 304				
39	HD26A-010-21	PLATE 板Φ120 t=0.157"	4	S30408				
38	HD26A-010-20	JOINT NPT 接头 NPT1.5"	4	SA-312 TP304				N4、N5
37	HD26A-010-19	SEAL PLATE 密封板 t=0.08"	4	耐热橡胶板				
36	GB/T68	BOLT 开槽沉头螺钉M6X0.5"	16	A2-70				
35	HD26A-010-18	NAMEPIATE 铭牌	2	SA-240 304				
34	HD26A-010-17	MIXING SYSTEM 搅拌系统 B	1	ASSEMBLY 组合件				
33	HD26A-010-16	MIXING SYSTEM 搅拌系统 A	1	ASSEMBLY 组合件				
32	HD26A-010-15	Funnel 漏斗	1	S31603				
31	HD26A-010-14	45° Elbow 45°弯头管 2"	1	S31603				配2个2"卡箍接头
30	配1个卡箍及盲板	FERRULE 卡箍接头3"/L=1.77"	5	S31603				N2
29	HD26A-010-13	Funnel 漏斗	1	S31603				N1
28	HD26A-010-12	45° Elbow 45°弯头管 4"	1	S31603				N1
27	配卡箍及盲板	FERRULE 卡箍接头6"/L=1.77"	1	S31603				N1
26	HD26A-010-11	CIP 喷淋1.5"	1	ASSEMBLY 组合件				N3
25	GB/T3452.1	O-RING SEALS O型密封圈 内径2.32"X0.21"	1	SILICONE RUBBER 硅橡胶				
24	HD26A-010-10	OIL SEAL COVER 护油盖Φ2.36"	1	PTFE 聚四氟乙烯				
23	GB/T3452.1	O-RING SEALS O型密封圈ID1.93"X0.21"	1	SILICONE RUBBER 硅橡胶				
22	HD26A-010-09	OIL SEAL COVER 护油盖Φ2"	1	PTFE 聚四氟乙烯				
21	5HP 28RPM	REDUCER 减速机SK4282AFBH 112MP/4	1	ASSEMBLY 组合件				
20	10HP 390RPM	REDUCER 减速机SK3282AFBH 132MP/4	1					
19	GB/T5783	BOLT 螺栓 M12X1.38"	8	A2-70				配平垫圈和弹簧垫圈
18	HD26A-010-08	ENGINE BASE FLANGE 机座法兰9.84"X9.84"X0.55"	2	S30408				
17	HD26A-010-07	LINTEL 过梁 Φ2.36"X0.236"	2	S30408				
16	HD26A-010-06	Safety net 安全网	1	S31603				

15	HD26A-010-05	LID 盖子 t=0.08"	2	ASSEMBLY 组合件				
14	HD26A-010-04	BRIDGE 桥 t=0.157"	1	S31603				
13		PLATE 加强圈ID43.62"X0.315" L=2.75"	1	SA-240 304				
12		PLATE 外包封板 t=0.157"	1	S30408				
11		PLATE 外包板ID47.24"X0.118" L=23.82"	1	S30408				
10		JACKET 夹套 ID44.25"X0.078" L=18.3"	1	SA-240 304				
9		SHELL 筒体D43.3"X0.157"/L=24.21"	1	SA-240 316L				
8		CONE HEAD 外包锥封头120° t=0.118"	1	S30408				
7	HD26A-010-03	CONE JACKET 锥夹套 t=0.078"	1	SA-240 304				
6		CONE HEAD BOTTOM 下锥封头120° t=0.157"	1	SA-240 316L				
5	HD26A-010-02	TEMPERATURE SENSOR 温度传感器	2	S31603				N7
4		PLATE 外包封板 t=0.157"	1	S30408				
3		bottom ball valve 罐底球阀2"	1	S31603				N6
2	HD26A-010-01	LEGS 支腿Φ3.5"X0.236"	4	ASSEMBLY 组合件				
1		SUPPORT 支撑管Φ1.5"X0.12"/L=23.31"	3	S30408				

PART NUMBER 件号	DWG. NO. OR STD NO 图号或标准号	DESIGNATION 名称	QTY 数量	MATERIAL 材料	SINGLE 单 / TOTAL 总 WEIGHT 重量 (1118)	REMARKS 备注
3						
2						
1						

REV.NO. 修改号	DESCRIPTION 说明	PREPARED BY 设计	CHECKED BY 审核	APPROVED BY 批准	DATE 日期

技术要求

Technical Requirement

1.填充金属符合SFA-5.9，含碳量不超过0.10%。Having a carbon content not exceeding 0.10% and produced with filler metals conforming to sfa-5.9.

2.除非另有说明，所有坡口受压焊接接头必须为全焊透接头形式，连续焊，并应采用焊缝识别卡（JIC)上指定的WPS施焊；完工的纵、环向焊接接头符合UW-35的要求。

Unless otherwise specified,All the groove welding joints for pressure parts are of full penetration type, continuous, and shall be welded as per the WPS designated by JIC; Finished longitudinal and circumferential joints conform to UW-35.

3.除非另有说明，未注明的尺寸公差见程序文件Q/HD-PD-03-2011. Unless otherwise specified,Does not indicate the size tolerance and see the program file Q/HD-PD-03-2011.

4.内侧抛光：RA 0.8，外侧抛光：RA 0.8。Interior finish : Ra25,Exterior finish: Ra25,

5.主铭牌焊接在夹套上，副铭牌焊接在外包板上。

The main name plate welding on the jacket,The deputy name plate welding on the outer plate.

6.安全泄放装置由用户负责安装在外部管路中，以确保容器内的压力不会超过容器的最大允许工作压力；

The user shall be in charge for installing safety devices in outer pipe system connected to this tank, and to ensure the pressure in the tank not exceeding its MAWP pressure;

7.本设备的包装运输按NB/T10558-2021《压力容器涂敷与运输包装》的规定。 This equipment's packing and transportation shall conform to the regulation of 〔Pressure Vessel Coating and Transportation Packing〕,NB/T10558-2021.

陕西宏达实业有限公司
SHAANXI HONGDA INDUSTRY CO., LTD

PROCESS STAGE 加工阶段			
DRAWING NO. 图号	HD26A-010-00		
PROJECT NUMBER 设计项目	26-0130-01-HA		
GENERAL DRAWING 总图			
PREPARED BY 设计		100USG MIXING TANK 100加仓搅拌罐	
CHECKED BY 审核			
APPROVED BY 批准		SCALE 比例 1:8	WEIGHT 重量(ibm) 1488
REV 版次	0	TOTAL 共: 35	PAGE 第: 1