ITEM	QUAN.	DESCRIPTION	MAT.	REMARQUE
1	2	SUPPORT BOBINE	ACIER	- CJ-7335-X
1a	2	GLISSIERE	CHT-100	-CJ-7335-X
2	2	SUPPORT TAMBOUR	ACIER	- CJ-7336-X
4	2	BRAS PIVOTANT	ACIER	- CJ-7336-X
4a	2	PALIER	ACIER	- CJ-7337-K
4b	2	PALIER	ACIER	- CJ-7337-K
4c	2	SUPPORT	ACIER	- CJ-7338-K
4d	2	SUPPORT	ACIER	- CJ-7339-K
4e	4	ROTULE IKO SBB-20	-	-
4f	2	AXE	1090	- CJ-7340-K
4g	2	AXE	1090	- CJ-7340-K
4h	4	GALET	1090	- CJ-7340-K
4i	8	ROTULE IKO SBB-12	-	-
5	2	CYL. PNEU. SCHRADER BELLOWS	-	PAK-147721 SW34 S=2 XI=10 5/8
5a	2	ROTULE	-	- AURORA KW-24-1
5b	4	PALIER	ACIER	- CJ-7341-K
5c	4	ROTULE IKO SBB-20	-	-
6	8	PALIER	ACIER	- CJ-7341-K
6a	8	ROTULE IKO SBB-36	-	-
6b	2	ARBRE	1045	- CJ-7342-K
6c	2	ARBRE	1045	- CJ-7342-K
6d	2	DEMI-ACCOUPLEMENT FALK	-	- PERCER 2 1/4 /KW 1/2x1/4
6e	1	ARBRE TRANSVERSAL	ACIER	- CJ-7342-K
6f	2	ENTRETOISE 7/16" LG	ACIER	-DIA. INT. 2 1/4 EXT. 2 3/4
7	2	LEVIER / SYNCHRONISATION	ACIER	- CJ-7342-K
7a	2	GOUPILLE	1090	- DIA. 3/4 x 3 LG
7b	2	ROTULE	-	- AURORA KM-12
7c	2	TIGE / SYNCHRONISATION	ACIER	- CJ-7343-K
7d	2	ADAPTEUR	1090	- CJ-7343-K
7e	8	CONTRE ECROU 16-UNF	-	-
8	2	BUTEE	ACIER	- CJ-7344-K
8a	2	AMORTISSEUR	-	- NOVIBRA ANB-100
9	2	PALIER / RACLE	ACIER	- * CJ-7344-K (dia. manquant)
9a	2	ROTULE IKO SBB-44	-	-
9b	2	SUPPORT / RACLE	ACIER	-CJ-7344-K
10	2	PALIER	-	- CJ-7347-K
10a	2	ROULEMENT MC-GILL GR-44-SS	-	BAGUE EXT. ET ROULEMENT
10aa	2	ROULEMENT MC-GILL MI-36	-	BAGUE INT. SEULEMENT
10b	2	ENGRENAGE	-	- MARTIN TS-424
10c	1	ARBRE TRANSVERSAL	ACIER	- CJ-7347-K
10d	1	ACCOUPLEMENT FALK 1070T10 COMPLET		PERCER 2 1/8 (CHAQUE COTE)
11a	4	POULIE	ACIER	- CJ-7346-K
11b	8	ROULEMENT	-	- SKF-6006-2RS
11c	8	ANNEAU DE RETENU	-	- R3100-118
11d	4	ARBRE	1045	- CJ-7346-K
12	2	FREIN DETAILS 1@4	ACIER	CJ-7456-X
12a	8	ROTULE AURORA MM-12	-	-PIECE (12) ORIGINALE REV.0
12a	8	ROTULE IKO SBB-12	-	(PIECE (12) RENFORCEE REV 1
12b	2	ACTUATEUR A AIR	-	FIRESTONE W01-358-7184
14a	2	ROULEMENT	*	TORRINGTON YCRS-44
14b	2	ARBRE	ACIER 4140	VOIR DETAIL 14b

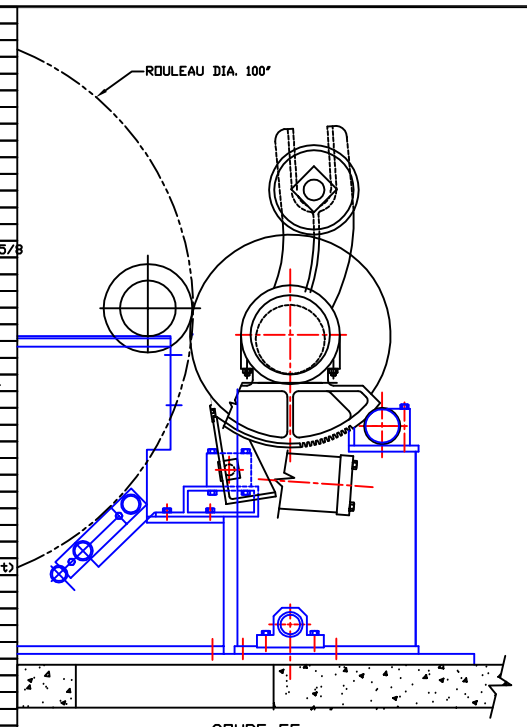

COUPE EE

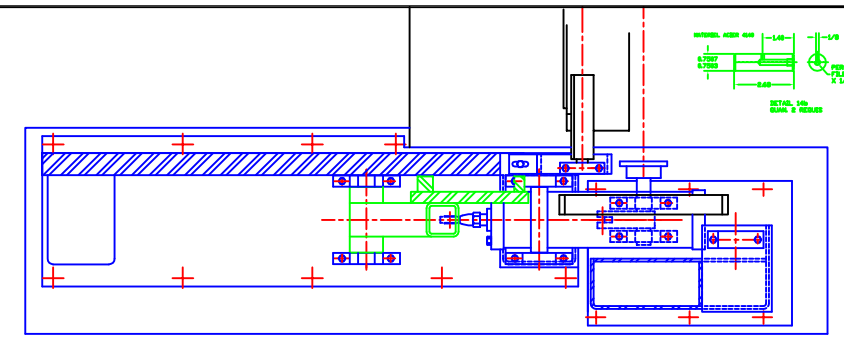

COUPE DD

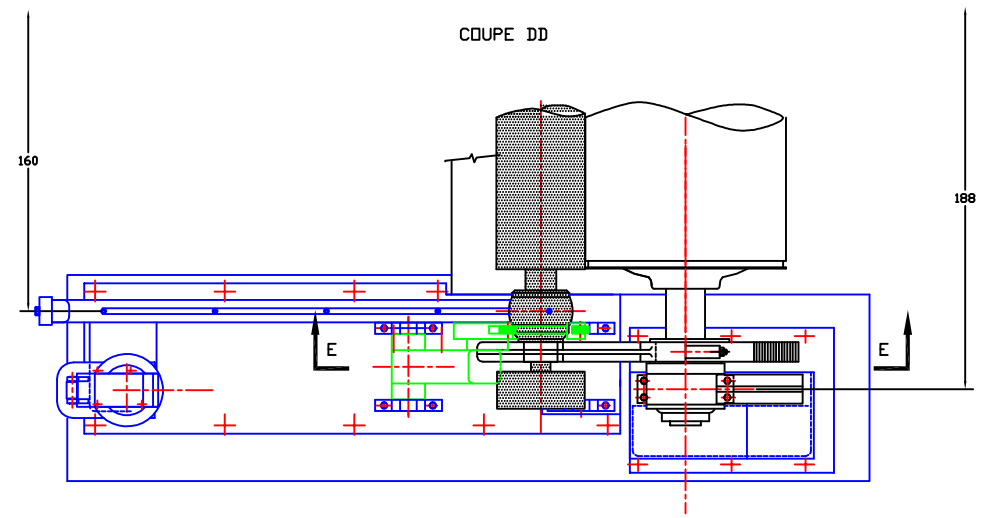

VUE EN PLAN

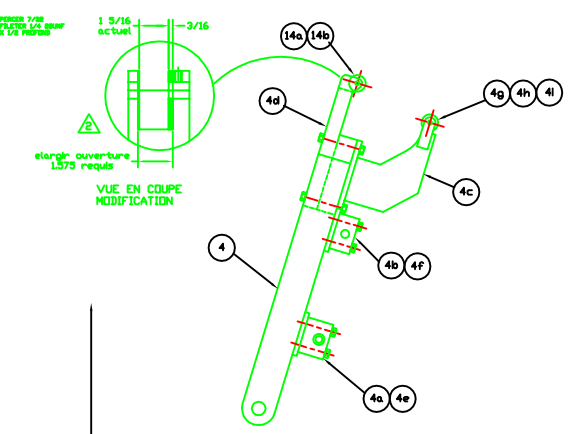

SOUS-ENSEMBLE
DETAIL 4

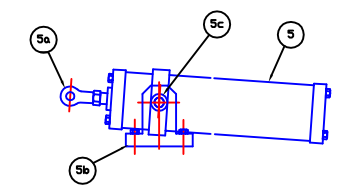

SOUS-ENSEMBLE
DETAIL 5

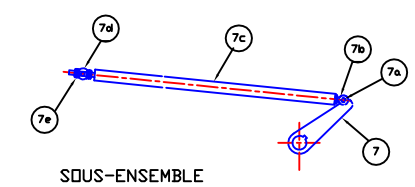

SOUS-ENSEMBLE
DETAIL 7

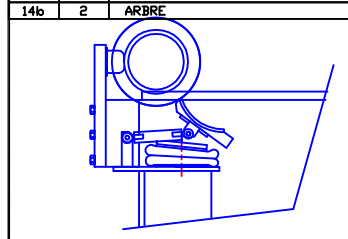

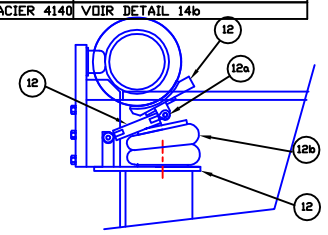

SOUS-ENSEMBLE
FREIN

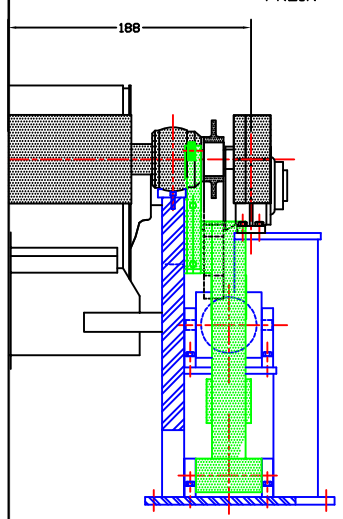

COUPE AA

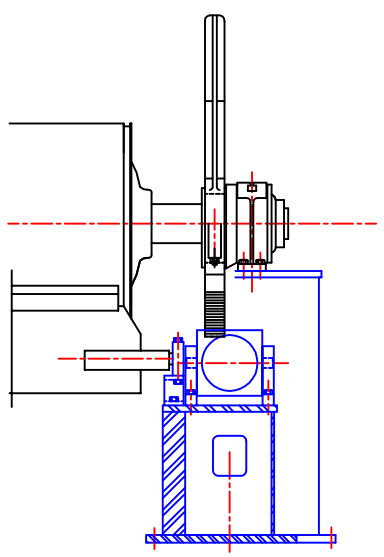

COUPE BB

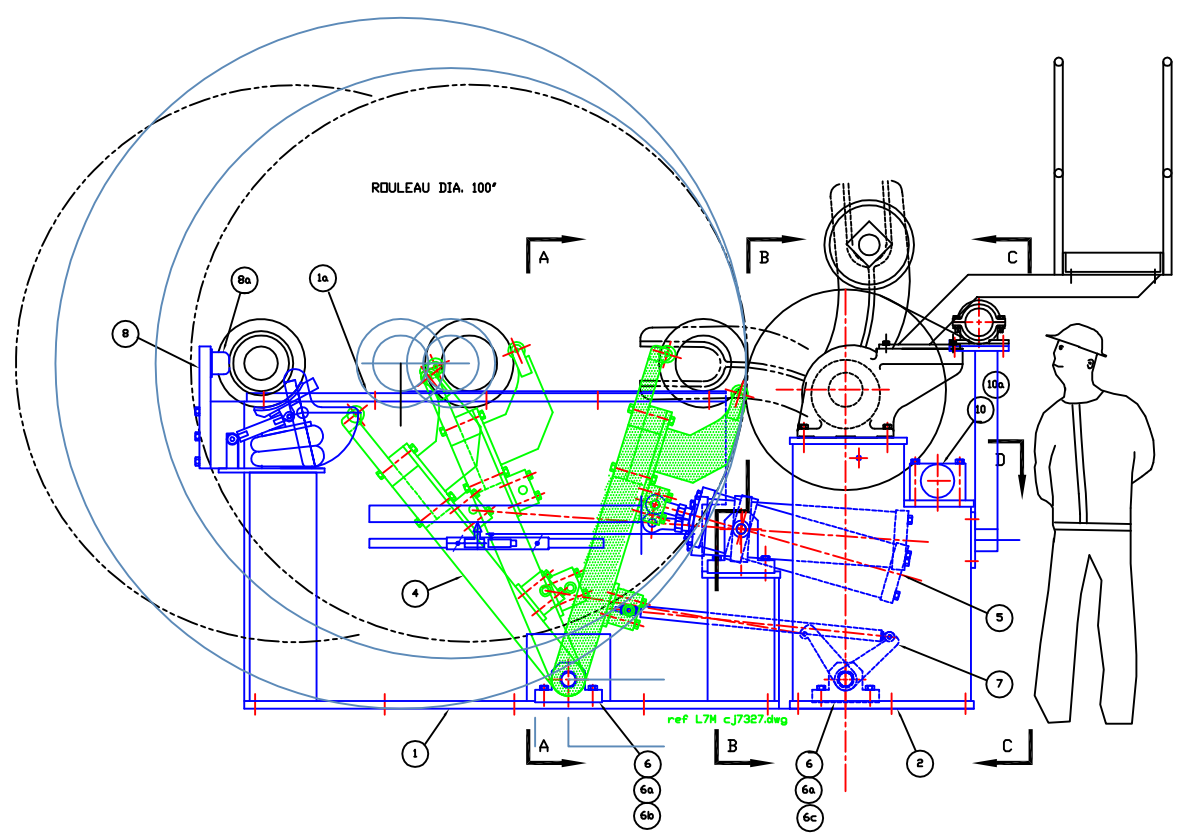

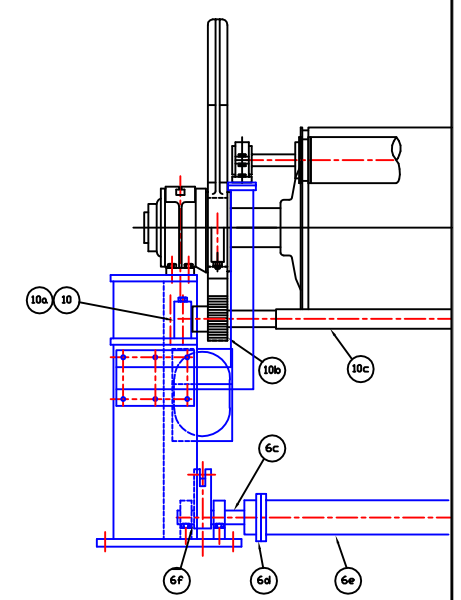

COUPE CC

No	Date	Revisions	par	verif.	Dessins auxiliaires complementaires		Index classement	L7M
					No	No	No du projet	
					No	No	Date	21-6-95
					No	No	Echelle	1"/10'
					No	No	Aucune echelle ne pas respecter sur ce dessin	
					No	No	Dessine	M. CARON
					No	No	Verifie	
					No	No	Approuve	

Cascades Jonquière Inc.
INGENIERIE
4010 chemin St-André Jonq. Que.
C.P. 1980 G7X 5K3 Fax:542-5846
Tel:(418) 542-9544 Poste:____

Titre
MODIFICATION ENROULEUSE
(1995) ARR. GENERAL

No a.f.a.

no dessin: CJ-7327-X

rev: 1