WE052 plant Neutraubling

EL013
electr.connect.diagram

KU046	customer name	Lagunitas Brewing Company
KU048	customer street	1843 S Washtenaw Ave
KU047	customer city	Chicago IL 60608
KU049	customer country	USA

AN149	line no.	C359360	
MA071	machine type	RI009 rinser	
SE061	serial no.	K563D13	
SC006	connection diagram no.	K563D13-001	
MI039	applicable documents	K123989-001	

SE121 Service Line Tel.: ++49 (0) 9401 708090

KRONES AG Neutraubling
Böhmerwaldstrasse 5
D-93073 Neutraubling
Tel: ++49(+9401)70-0
www.krones.com

KRONES AG Rosenheim
Äussere Münchener Strasse 104
D-83026 Rosenheim
Tel: ++49(+8031)404-0
www.krones.com

KRONES AG Flensburg
Schäferweg 9
D-24941 Flensburg
Tel: ++49(+461)5044-0
www.krones.com

KRONES AG Steinecker
Raiffeisenstrasse 30
D-85356 Freising
Tel: ++49(+8161)953-0
www.krones.com

KRONES INC Franklin WI
9600 South 58th Street
Franklin WI 53132-6241
Tel: ++1 4144094000
www.krones.com

TE054 Installation site	PR161 Process area	PR162 Process section	PR138 process-unit
+ 90014465	= FH01	• LN01	• RI1.0001

date	03.06.2013	machine type	rinser	title page	equi. K563D13		=RI1.0001
eng.	Krupka						
CAD	Krupka	machine model	Moduljet	client	K563D13-001	DA	sheet 01 1/147
				Lagunitas Brewing Company			
		version/	02	SFT_RIG0_201301 00/01001			

A	B	C	D	E	F
HA005# AC main circuit AC		ST048# AC control circuit AC		BU038&AS003 bus system ASi-bus	
AU143# L1 Outer conductor L1	SC100 black	AU143# La Outer conductor La	RO001 red	AS001# + ASi +	BR005 brown
AU143# L2 Outer conductor L2	SC100 black	RU099&UN056# Lb Return conductor Unearthed Lb	RO001 red	AS001# - ASi -	BL005 blue
AU143# L3 Outer conductor L3	SC100 black	RU099&GE225# Lb Return conductor Earthed Lb	RO010 red/white	BU038&PR043 bus system profibus	
NE017# N neutral conductor N	WE020 white			SOND# RxD/TxD-N A RxD/TxD-N A	GR014 green
SC174# GND grounding conductor GND	GR014# /&GE003 green / green-yellow			SOND# RxD/TxD-P B RxD/TxD-P B	RO001 red
TR047&SE034 transformer secondary		TR047&SE034 transformer secondary		BU038&DE046 bus system device-net	
AU143# La Outer conductor La	BR005 brown	AU143# La Outer conductor La	RO001 red	DC001# + D.C. +	RO001 red
RU099&UN056# Lb Return conductor Unearthed Lb	BR005 brown	RU099&UN056# Lb Return conductor Unearthed Lb	RO001 red	SOND#CAN H CAN H	WE020 white
RU099&GE225# Lb Return conductor Earthed Lb	BR021 brown/white	RU099&GE225# Lb Return conductor Earthed Lb	RO010 red/white	SOND#CAN L CAN L	BL005 blue
HA005# DC main circuit DC		ST048# DC(24V) control circuit DC(24V)		DC001# - D.C. -	SC100 black
AU143&PO006# L+ Outer conductor positive L+	SC100 black	AU143&PO006# L+ Outer conductor positive L+	DU008 dark-blue	SOND#	
AU143&NE038# L- Outer conductor negative L-	SC100 black	AU143&NE038# L- Outer conductor negative L-	DU008 dark-blue	SOND#	SOND#
RU099&NE067# 0V(M) Return conductor Neutral 0V(M)	SW001 black/white	RU099&NE067# 0V(M) Return conductor Neutral 0V(M)	DU009 dark-blue/white	SOND#	SOND#
00116 Excepted circuit ahead of master switch		FR044# AC/DC external voltage AC/DC		SOND#	SOND#
		SOND#La/L+ La/L+	OR001 orange		
AU143# La Outer conductor La	OR001 orange	RU099&GE225# Lb/0V (M) Return conductor Earthed Lb/0V (M)	OR011 Orange/white		
RU099&GE225# Lb/N Return conductor Earthed Lb/N	OR011 Orange/white	ME001 test cable			
		SOND#AC/DC AC/DC	VI003 violet		
		FR062&BI033# 120V AC/DC separate feeder to 120V AC/DC			
		AU143# La/L+ Outer conductor La/L+	OR001 orange		
		RU099&GE225# Lb/0V (M) Return conductor Earthed Lb/0V (M)	OR011 Orange/white		

NAD

EL001# DC electronic components DC	
> +24V -> +120V L+ :	SC038 black/red
+24V L+ :	DU008 dark-blue
+12V L+ :	GR014# /&RO001 green / red
+5V L+ :	BR005# /&RO001 brown / red
0V(M) :	DU009 dark-blue/white
-5V L- :	BR005# /&BL005 brown / blue
-12V L- :	GR014# /&BL005 green / blue
> -24V -> -120V L- :	SC068 black/blue

TE003
technical data

date	11.04.2013	machine type	rinser	wire colours	equi. K563D13		=RI1.0001
eng.	Krupka						
CAD	Krupka	machine model	Moduljet	client	K563D13-001	DA	sheet 02
				Lagunitas Brewing Company			2/147
		version/	02	SFT_RIG0_201301 00/01001			

KRONES

NA003 # / AB026	name / department
DA013 #	date
AE004 #	change description
SOND#	
VE064	version
AE003 #	change index
BL011 # / BL012	sheet/ pages
LN001	serial number

TE003
technical data

date	11.04.2013	machine type	rinser	change document	equi. K563D13	=RI1.0001
eng.	Krupka					
CAD	Krupka	machine model	Moduljet	client	K563D13-001	DA	sheet 03
				Lagunitas Brewing Company		
		version/	02	SFT_RIG0_201301 00/01001		

KRONES

	A	B	C	D	E	F
	BE003 description		NE002 neutral designation			
0	PL001 diagram type	FU049 functional module	AN008 line	GR002 group	OR002 loc.	BL018 page number	DA013 date
1	1 DA	* *	=RI1	0001		01 - 03	03.06.2013
	2 INH1	* *	=	0001		01 - 02	26.08.2013
	3 INH	* *	=	0001		01 - 05	26.08.2013
	4 LEG	technical data	=RI1	0001	+SK1	01 - 30	11.04.2013
	5 LEG1	* *	=	0001		01 - 01	26.08.2013
	6 LEG2	* *	=	0001		01 - 01	26.08.2013
	7 SSL	control panel construction	=RI1	0002	+SK1	10 - 25	19.04.2013
2	8 DA	power supply adaptation	=RI1	0101		02 - 02	11.04.2013
	9 STR	power supply adaptation	=RI1	0101	+SK1	10 - 90	15.04.2013
	10 DA	power supply adaptation	=RI1	0104		02 - 02	31.05.2013
	11STR	power supply adaptation	=RI1	0104	+SK1	10 - 10	11.04.2013
3	12STR	lighting system socket climate	=RI1	0201	+SK1	10 - 15	11.04.2013
	13LEG	control voltage 24V DC	=RI1	0301	+RKA1	10 - 10	11.04.2013
	14STR	control voltage 24V DC	=RI1	0301	+SK1	10 - 67	15.04.2013
	15STR	control voltage 24V DC	=RI1	0302	+SK1	10 - 50	15.04.2013
	16STR	PLC overview	=RI1	0501	+SK1	25 - 25	15.04.2013
4	17STR	PLC overview	=RI1	0502	+SK1	01 - 63	15.04.2013
	18STR	PLC overview	=RI1	0503	+SK1	01 - 81	15.04.2013
	19STR	PLC overview	=RI1	0506	+KPV1	01 - 82	15.04.2013
	20 DtA	emergency stop maintenance enable	=RI1	1101		01 - 01	23.04.2013
5	21STR	emergency stop maintenance enable	=RI1	1101	+SK1	15 - 21	11.04.2013
	22 DtA	oper.safety guarding	=RI1	1201		01 - 01	23.08.2013
	23STR	oper.safety guarding	=RI1	1201	+SK1	11 - 12	11.04.2013
	24STR	oper.safety guarding	=RI1	1202	+SK1	11 - 11	11.04.2013
6	25STR	basic design	=RI1	1501	+SK1	14 - 40	11.04.2013
	26STR	machine drive	=RI1	2001	+SK1	30 - 81	15.04.2013
	27STR	machine drive	=RI1	2005	+SK1	10 - 13	11.04.2013
	28STR	machine drive	=RI1	2010	+SK1	10 - 13	12.04.2013
7	29STR	machine drive	=RI1	2015	+SK1	10 - 13	12.04.2013
	30STR	machine drive	=RI1	2020	+SK1	10 - 13	12.04.2013
	31STR	machine drive	=RI1	2025	+SK1	10 - 13	12.04.2013
	32STR	height adjustment system machine head	=RI1	2101	+SK1	10 - 11	12.04.2013
	33STR	central lubricat.system	=RI1	2801	+SK1	30 - 30	12.04.2013
8	34STR	infeed gap detector	=RI1	3901	+SK1	10 - 10	12.04.2013
	35STR	speed control system machine control	=RI1	4001	+SK1	01 - 90	12.04.2013
	36STR	general measurement	=RI1	7025	+KPV1	40 - 40	15.04.2013
	37STR	valve control	=RI1	8001	+KPV1	01 - 90	11.04.2013
9	38STR	valve control	=RI1	8002	+KPV1	01 - 90	12.04.2013
	39STR	return pump / circulation pump	=RI1	9301	+SK1	10 - 44	15.04.2013

	A	B	C	D	E	F
	BE003 description		NE002 neutral designation			

	PL001 diagram type	FU049 functional module	AN008 line	GR002 group	OR002 loc.	BL018 page number	DA013 date
1	STR	return pump / circulation pump	=RI1	9304	+KPV1	01 - 90	12.04.2013
2	STR	return pump / circulation pump	=RI1	9305	+KPV1	01 - 90	12.04.2013
3	STR	return pump / circulation pump	=RI1	9310	+KPV1	01 - 90	12.04.2013
4	STR	signal transmission	=RI1	9701	+SS	02 - 08	12.04.2013
5	STR	signal transmission	=RI1	9702	+SK1	10 - 10	23.08.2013
6	STR	signal transmission	=RI1	9708	+SK1	15 - 23	12.04.2013
7	VBV	* *	KPV1		+KPV1	01 - 01	26.08.2013
8	VBV	* *	SK1		+SK1	01 - 08	26.08.2013
9	XKB	* *				01 - 08	26.08.2013
10	XKT	* *				01 - 04	26.08.2013
11	*	* *	*	*	*	- *	*
12	*	* *	*	*	*	- *	*
13	*	* *	*	*	*	- *	*
14	*	* *	*	*	*	- *	*
15	*	* *	*	*	*	- *	*
16	*	* *	*	*	*	- *	*
17	*	* *	*	*	*	- *	*
18	*	* *	*	*	*	- *	*
19	*	* *	*	*	*	- *	*
20	*	* *	*	*	*	- *	*
21	*	* *	*	*	*	- *	*
22	*	* *	*	*	*	- *	*
23	*	* *	*	*	*	- *	*
24	*	* *	*	*	*	- *	*
25	*	* *	*	*	*	- *	*
26	*	* *	*	*	*	- *	*
27	*	* *	*	*	*	- *	*
28	*	* *	*	*	*	- *	*
29	*	* *	*	*	*	- *	*
30	*	* *	*	*	*	- *	*
31	*	* *	*	*	*	- *	*
32	*	* *	*	*	*	- *	*
33	*	* *	*	*	*	- *	*
34	*	* *	*	*	*	- *	*
35	*	* *	*	*	*	- *	*
36	*	* *	*	*	*	- *	*
37	*	* *	*	*	*	- *	*
38	*	* *	*	*	*	- *	*
39	*	* *	*	*	*	- *	*

date	26.08.2013	machine type	rinser	KRONES	table of contents	equi. K563D13	=.0001
eng.	Krupka						
CAD	Skala	machine model	Moduljet		client	K563D13-001	INH1	sheet 02
					Lagunitas Brewing Company		
		version/	02				

	A	B	C	D	E	F
	BE003 description		NE002 neutral designation			
0	PL001 diagram type	BL028 page designation	AN008 line	GR002 group	OR002 loc.	BL018 page number	AE001 change	DA013 date
1	DA	title page	=RI1	0001		01		03.06.2013
	DA	wire colours	=RI1	0001		02		11.04.2013
	DA	change document	=RI1	0001		03		11.04.2013
	INH1	table of contents	=	0001		01		26.08.2013
	INH1	table of contents	=	0001		02		26.08.2013
2	INH	table of contents	=	0001		01		26.08.2013
	INH	table of contents	=	0001		02		26.08.2013
	INH	table of contents	=	0001		03		26.08.2013
	INH	table of contents	=	0001		04		26.08.2013
	INH	table of contents	=	0001		05		26.08.2013
3	LEG	legend	=RI1	0001	+SK1	01		11.04.2013
	LEG	diagram type	=RI1	0001		03		11.04.2013
	LEG	colour code	=RI1	0001		04		11.04.2013
	LEG	table IR/IRM	=RI1	0001		18		11.04.2013
4	LEG	table IR/IRM	=RI1	0001		19		11.04.2013
	LEG	table IR/IRM	=RI1	0001		20		11.04.2013
	LEG	table IR/IRM	=RI1	0001		21		11.04.2013
	LEG	Motor rating - Motor current	=RI1	0001		22		11.04.2013
5	LEG	switch - coding	=RI1	0001		25		11.04.2013
	LEG	adjusting devices	=RI1	0001		30		11.04.2013
	LEG1	process-unit	=	0001		01		26.08.2013
	LEG2	mounting location	=	0001		01		26.08.2013
6	SSL	main control panel 1 of 1	=RI1	0002	+SK1	10		19.04.2013
	SSL	terminal strip layout	=RI1	0002	+SK1	11		19.04.2013
	SSL	control cabinet 1 of 1	=RI1	0002	+KPV1	25		19.04.2013
	DA	technical data	=RI1	0101		02		11.04.2013
7	STR	power supply	=RI1	0101	+SK1	10		15.04.2013
	STR	power supply unit 120V	=RI1	0101	+SK1	15		15.04.2013
	STR	safety conductor system	=RI1	0101	+SK1	90		11.04.2013
	DA	technical data	=RI1	0104		02		31.05.2013
	STR	separate feeder 115V	=RI1	0104	+SK1	10		11.04.2013
8	STR	lighting system	=RI1	0201	+SK1	10		11.04.2013
	STR	cooling unit	=RI1	0201	+SK1	15		15.04.2013
	LEG	slip-ring transmitter	=RI1	0301	+RKA1	10		11.04.2013
	STR	power supply unit 24V DC	=RI1	0301	+SK1	10		15.04.2013
9	STR	control voltage MUX	=RI1	0301	+SK1	21		15.04.2013
	STR	control voltage MUX	=RI1	0301	+SK1	22		15.04.2013
	STR	control voltage MUX	=RI1	0301	+SK1	27		15.04.2013
	STR	control voltage MUX	=RI1	0301	+SK1	39		15.04.2013

date	26.08.2013	machine type	rinser	table of contents	equi. K563D13		=.0001
eng.	Krupka						
CAD	Skala	machine model	Moduljet	client	K563D13-001	INH	sheet 01
				Lagunitas Brewing Company			6/147
		version/	02				

KRONES

	A	B	C	D	E	F
	BE003 description		NE002 neutral designation			
0	PL001 diagram type	BL028 page designation	AN008 line	GR002 group	OR002 loc.	BL018 page number	AE001 change	DA013 date
	1 STR	fuse	=RI1	0301	+SK1	50		15.04.2013
	2 STR	connecting cable +KPV1	=RI1	0301	+SK1	67		15.04.2013
	3 STR	power supply unit	=RI1	0302	+SK1	10		15.04.2013
1	4 STR	control voltage MUX	=RI1	0302	+SK1	20		15.04.2013
	5 STR	control voltage MUX	=RI1	0302	+SK1	21		15.04.2013
	6 STR	control voltage MUX	=RI1	0302	+SK1	22		15.04.2013
	7 STR	fuse	=RI1	0302	+SK1	50		15.04.2013
2	8 STR	Fieldbus Network	=RI1	0501	+SK1	25		15.04.2013
	9 STR	data communicat.board	=RI1	0502	+SK1	01		15.04.2013
	10STR	Feeder module	=RI1	0502	+SK1	11		15.04.2013
	11STR	Feeder module	=RI1	0502	+SK1	15		15.04.2013
	12STR	inp./outp.board assign.	=RI1	0502	+SK1	21		15.04.2013
3	13STR	inp./outp.board assign.	=RI1	0502	+SK1	41		15.04.2013
	14STR	inp./outp.board assign.	=RI1	0502	+SK1	42		15.04.2013
	15STR	inp./outp.board assign.	=RI1	0502	+SK1	43		15.04.2013
	16STR	inp./outp.board assign.	=RI1	0502	+SK1	44		15.04.2013
4	17STR	inp./outp.board assign.	=RI1	0502	+SK1	61		15.04.2013
	18STR	inp./outp.board assign.	=RI1	0502	+SK1	62		15.04.2013
	19STR	inp./outp.board assign.	=RI1	0502	+SK1	63		15.04.2013
	20STR	data communicat.board	=RI1	0503	+SK1	01		15.04.2013
5	21STR	data communicat.board	=RI1	0503	+SK1	05		15.04.2013
	22STR	Feeder module	=RI1	0503	+SK1	13		15.04.2013
	23STR	inp./outp.board assign.	=RI1	0503	+SK1	21		15.04.2013
	24STR	inp./outp.board assign.	=RI1	0503	+SK1	22		15.04.2013
6	25STR	inp./outp.board assign.	=RI1	0503	+SK1	41		15.04.2013
	26STR	inp./outp.board assign.	=RI1	0503	+SK1	42		15.04.2013
	27STR	inp./outp.board assign.	=RI1	0503	+SK1	43		15.04.2013
	28STR	inp./outp.board assign.	=RI1	0503	+SK1	61		15.04.2013
7	29STR	inp./outp.board assign.	=RI1	0503	+SK1	63		15.04.2013
	30STR	inp./outp.board assign.	=RI1	0503	+SK1	64		15.04.2013
	31STR	inp./outp.board assign.	=RI1	0503	+SK1	81		15.04.2013
	32STR	data communicat.board	=RI1	0506	+KPV1	01		15.04.2013
	33STR	Ethernet connection	=RI1	0506	+KPV1	03		15.04.2013
8	34STR	Feeder module	=RI1	0506	+KPV1	11		15.04.2013
	35STR	inp./outp.board assign.	=RI1	0506	+KPV1	41		15.04.2013
	36STR	inp./outp.board assign.	=RI1	0506	+KPV1	42		15.04.2013
	37STR	inp./outp.board assign.	=RI1	0506	+KPV1	44		15.04.2013
9	38STR	inp./outp.board assign.	=RI1	0506	+KPV1	46		12.04.2013
	39STR	inp./outp.board assign.	=RI1	0506	+KPV1	61		11.04.2013

date	26.08.2013	machine type	rinser	table of contents	equi. K563D13		=.0001
eng.	Krupka						
CAD	Skala	machine model	Moduljet	client	K563D13-001	INH	sheet 02
				Lagunitas Brewing Company			7/147
		version/	02				

KRONES

	A	B	C	D	E	F
	BE003 description		NE002 neutral designation			
0	PL001 diagram type	BL028 page designation	AN008 line	GR002 group	OR002 loc.	BL018 page number	AE001 change	DA013 date
	1 STR	inp./outp.board assign.	=RI1	0506	+KPV1	65		15.04.2013
	2 STR	inp./outp.board assign.	=RI1	0506	+KPV1	66		15.04.2013
	3 STR	inp./outp.board assign.	=RI1	0506	+KPV1	82		11.04.2013
1	4 DfA	overall view	=RI1	1101		01		23.04.2013
	5 STR	EMERGENCY STOP switch	=RI1	1101	+SK1	15		11.04.2013
	6 STR	emergency stop	=RI1	1101	+SK1	21		11.04.2013
	7 DfA	overall view	=RI1	1201		01		23.08.2013
2	8 STR	guard door 1	=RI1	1201	+SK1	11		11.04.2013
	9 STR	guard door 2	=RI1	1201	+SK1	12		11.04.2013
	10STR	guard door 1	=RI1	1202	+SK1	11		11.04.2013
	11STR	control elements	=RI1	1501	+SK1	14		11.04.2013
3	12STR	pressure switch PIS400-409	=RI1	1501	+KPV1	40		12.04.2013
	13STR	rack structure ACOPOS	=RI1	2001	+SK1	30		15.04.2013
	14STR	power supply unit	=RI1	2001	+SK1	31		23.08.2013
	15STR	power module	=RI1	2001	+SK1	32		11.04.2013
	16STR	interface module	=RI1	2001	+SK1	33		12.04.2013
4	17STR	plug-in slot assignm.	=RI1	2001	+SK1	80		15.04.2013
	18STR	Safety-limited speed	=RI1	2001	+SK1	81		11.04.2013
	19STR	Emergency power supply unit	=RI1	2005	+SK1	10		11.04.2013
	20STR	Emergency power supply unit	=RI1	2005	+SK1	11		11.04.2013
5	21STR	Emergency power supply unit	=RI1	2005	+SK1	12		11.04.2013
	22STR	Emergency power supply unit	=RI1	2005	+SK1	13		11.04.2013
	23STR	infeed conveyor	=RI1	2010	+SK1	10		12.04.2013
	24STR	infeed conveyor	=RI1	2010	+SK1	11		12.04.2013
6	25STR	infeed conveyor	=RI1	2010	+SK1	12		11.04.2013
	26STR	infeed conveyor	=RI1	2010	+SK1	13		23.08.2013
	27STR	infeed worm1	=RI1	2015	+SK1	10		12.04.2013
	28STR	infeed worm1	=RI1	2015	+SK1	11		12.04.2013
7	29STR	infeed worm1	=RI1	2015	+SK1	12		11.04.2013
	30STR	infeed worm1	=RI1	2015	+SK1	13		23.08.2013
	31STR	infeed starwheel RKA	=RI1	2020	+SK1	10		12.04.2013
	32STR	infeed starwheel RKA	=RI1	2020	+SK1	11		12.04.2013
	33STR	infeed starwheel RKA	=RI1	2020	+SK1	12		11.04.2013
8	34STR	infeed starwheel FKA	=RI1	2020	+SK1	13		23.08.2013
	35STR	carrousel	=RI1	2025	+SK1	10		12.04.2013
	36STR	carrousel	=RI1	2025	+SK1	11		12.04.2013
	37STR	carrousel	=RI1	2025	+SK1	12		11.04.2013
9	38STR	carrousel	=RI1	2025	+SK1	13		23.08.2013
	39STR	height adjustment system	=RI1	2101	+SK1	10		12.04.2013

	A	B	C	D	E	F
		BE003 description		NE002 neutral designation		
0	PL001 diagram type	BL028 page designation	AN008 line	GR002 group	OR002 loc.	BL018 page number	AE001 change	DA013 date
1	STR	probe	=RI1	2101	+SK1	11		11.04.2013
	STR	filtration	=RI1	2801	+SK1	30		12.04.2013
	STR	control elements	=RI1	3901	+SK1	10		12.04.2013
	STR	valve block	=RI1	4001	+SK1	01		12.04.2013
	STR	container stop	=RI1	4001	+SK1	10		11.04.2013
	STR	back-up-switch	=RI1	4001	+SK1	13		12.04.2013
	STR	reserve	=RI1	4001	+SK1	90		12.04.2013
2	STR	flow meter FIT402	=RI1	7025	+KPV1	40		15.04.2013
	STR	valve block	=RI1	8001	+KPV1	01		11.04.2013
	STR	valve 400-409	=RI1	8001	+KPV1	40		15.04.2013
3	STR	reserve	=RI1	8001	+KPV1	90		12.04.2013
	STR	valve block	=RI1	8002	+KPV1	01		12.04.2013
	STR	valve 406-408	=RI1	8002	+KPV1	40		12.04.2013
	STR	reserve	=RI1	8002	+KPV1	90		12.04.2013
4	STR	pump G401	=RI1	9301	+SK1	10		15.04.2013
	STR	container monitoring	=RI1	9301	+KPV1	44		11.04.2013
	STR	valve block	=RI1	9304	+KPV1	01		12.04.2013
	STR	valve 440-441	=RI1	9304	+KPV1	44		12.04.2013
5	STR	reserve	=RI1	9304	+KPV1	90		12.04.2013
	STR	valve block	=RI1	9305	+KPV1	01		12.04.2013
	STR	valve 407	=RI1	9305	+KPV1	40		12.04.2013
	STR	reserve	=RI1	9305	+KPV1	90		12.04.2013
6	STR	valve block	=RI1	9310	+KPV1	01		12.04.2013
	STR	valve 443-444	=RI1	9310	+KPV1	44		12.04.2013
	STR	reserve	=RI1	9310	+KPV1	90		12.04.2013
	STR	customer	=RI1	9701	+SS	02		12.04.2013
	STR	filler	=RI1	9701	+SK1	08		12.04.2013
7	STR	customer	=RI1	9702	+SK1	10		23.08.2013
	STR	filler	=RI1	9708	+SK1	15		12.04.2013
	STR	connection	=RI1	9708	+SK1	23		12.04.2013
	VBV	terminal strip +KPV1	KPV1		+KPV1	01		26.08.2013
8	VBV	terminal strip +SK1	SK1		+SK1	01		26.08.2013
	VBV	terminal strip +SK1	SK1		+SK1	02		26.08.2013
	VBV	terminal strip +SK1	SK1		+SK1	03		26.08.2013
	VBV	terminal strip +SK1	SK1		+SK1	04		26.08.2013
9	VBV	terminal strip +SK1	SK1		+SK1	05		26.08.2013
	VBV	terminal strip +SK1	SK1		+SK1	06		26.08.2013
	VBV	terminal strip +SK1	SK1		+SK1	07		26.08.2013
	VBV	terminal strip +SK1	SK1		+SK1	08		26.08.2013

date	26.08.2013	machine type	rinser	KRONES	table of contents	equi. K563D13	=.0001
eng.	Krupka						
CAD	Skala	machine model	Moduljet		client	K563D13-001	INH	sheet 04
					Lagunitas Brewing Company		9/147
		version/	02				

	A	B	C	D	E	F
		BE003 description	NE002 neutral designation			
0	PL001 diagram type	BL028 page designation	AN008 line / GR002 group / OR002 loc.	BL018 page number	AE001 change	DA013 date
1	XKB	cable assignment list		01		26.08.2013
	XKB	cable assignment list		02		26.08.2013
	XKB	cable assignment list		03		26.08.2013
	XKB	cable assignment list		04		26.08.2013
	XKB	cable assignment list		05		26.08.2013
	XKB	cable assignment list		06		26.08.2013
	XKB	cable assignment list		07		26.08.2013
2	XKB	cable assignment list		08		26.08.2013
	XKT	cable list		01		26.08.2013
	XKT	cable list		02		26.08.2013
	XKT	cable list		03		26.08.2013
3	XKT	cable list		04		26.08.2013
	*	* *	* * *		*	*
	*	* *	* * *		*	*
	*	* *	* * *		*	*
4	*	* *	* * *		*	*
	*	* *	* * *		*	*
	*	* *	* * *		*	*
	*	* *	* * *		*	*
5	*	* *	* * *		*	*
	*	* *	* * *		*	*
	*	* *	* * *		*	*
	*	* *	* * *		*	*
6	*	* *	* * *		*	*
	*	* *	* * *		*	*
	*	* *	* * *		*	*
7	*	* *	* * *		*	*
	*	* *	* * *		*	*
	*	* *	* * *		*	*
	*	* *	* * *		*	*
8	*	* *	* * *		*	*
	*	* *	* * *		*	*
	*	* *	* * *		*	*
	*	* *	* * *		*	*
9	*	* *	* * *		*	*
	*	* *	* * *		*	*
	*	* *	* * *		*	*

date	26.08.2013	machine type	rinser	KRONES	table of contents	equi. K563D13	=.0001
eng.	Krupka						
CAD	Skala	machine model	Moduljet		client	K563D13-001	INH	sheet 05
					Lagunitas Brewing Company		10/147
		version/	02				

OB017 Objekt designation — NA002 to — DI019#EN 61346-2 DIN EN 61346-2 — OD001 or — JI002# IEEE 315 (NFPA Nr.79 Part 18.7) JIC IEEE 315 (NFPA Nr.79 Part 18.7)

KE019# 1 identification block 1 : = [ ] . [ ] PR138# .&FU079 process-unit . function group

KE019# 2 identification block 2 : + [ ] EI007 mounting location

KE019# 3 identification block 3 : - [ ] OB017 Objekt designation

BE058 example

SC097 switch type	: -SS	DR056 rotary switch
AN074 connection no.	:	21,22
BL018 page number	:	10
ZA012 count number	:	1
PR138# .&FU079 process-unit . function group	: =RI1.0001	
EI007 mounting location	: +SK1	

=RI1.0001
-SS101
+SK1
21
22
00101
Designation on symbolonly if this differs from information onheader.

PR138 process-unit
FU079 function group
=RI1.0001
-SS101
+SK1
21
22
AN074 connection no.
EI007 mounting location
ZA012 count number
BL018 page number
OB017# DIN EN 61346-2 Objekt designation DIN EN 61346-2
VO142 sign

SO019 sorting sequence in the electrical component list

1. PR138 process-unit
2. FU079 function group
3. OB016 oiler
4. EI007 mounting location

AL013 alphanumeric : -A101 VO018 in front of -A103

KRONES AG
NEUTRAUBLING
SC006# : connection diagram no. : K563D13-001
KU001# : customer : Lagunitas Brewing Company
BE070# : person in charge : Krupka

EL006
ELECTRICAL COMPONENT LIST

AN008# .&GR002 line . group		OR002 loc.	GE063 compon.	ME026 Qty	SA018 partnumber	BE071 designation	AK003 AKZ
=.0101	+SS	-SS101		1	WWWWWWWWWW.....	SC040 switch	4
=.0201	+SS	-SS101		1	VVVVVVVVVV	KL036# UK5 terminals UK5	2
=.0501	+SK	-TB51		10	YYYYYYYYYY	KL036# UK5 terminals UK5	2
=.0901	+PM	-TB51		10	ZZZZZZZZZZ	KL036# UK5 terminals UK5	2
=.1101	+SK	-TB51		10	ZZZZZZZZZZ	KL036# UK5 terminals UK5	2

SO004 sorter
NA002 to GR001 group

KL099 terminal designation

1
P+
1.P+
DI059# P+ direct potential P+
GL024 grouping mark
ZA012 count number
-W101
3
-W101.3
AD002# 3 single-core number 3
GL024 grouping mark
00100 Object designation "W"With number of line
KL098 terminal actuation

EQ002 Equipment — EI007 mounting location — PR138# .&FU079 process-unit . function group

EQ001 equi. K563D13	+SK1	=RI1.0001
K563D13-001	LEG	BL011 sheet 01 11/147

PR107 project number — 00062 page no.per group and diagram type — BL011 #...&VO004#... sheet... of...

PL001 diagram type : LEG = LE006 legend

KU065 customer fields

BL028 page designation

FU049 functional module

TE003 technical data

date	11.04.2013	machine type	rinser	legend	equi. K563D13	+SK1	=RI1.0001
eng.	Krupka						
CAD	Krupka	machine model	Moduljet	client	K563D13-001	LEG	sheet 01 11/147
				Lagunitas Brewing Company			
		version/	02	SFT_RIG0_201301 00/01001			

KRONES

LE006
legend

PL001
diagram type

BUS	=	BU026 bus overview	SSL	=	SC226 control cabinet overview
DA	=	TE003 technical data	STR	=	ST069 schematic diagram
DIA	=	DI007 overall view	VBV	=	KL031 terminal strip
INH	=	IN014 table of contents	XKB	=	KA018 cable assignment list
LEG	=	LE006 legend	XKT	=	KA019 cable list

TE003
technical data

FA029	colour code as per	DIN VDE 0293	DIN IEC 60757
SC100	black	sw	BK
BR005	brown	br	BN
RO001	red	rt	RD
OR001	orange	or	OG
GE011	yellow	ge	YE
GR014	green	gn	GN
BL005	blue	bl	BU
HE002	light-blue	hbl	LTBU
VI003	violet	vi	VT
GR009	grey	gr	GY
WE020	white	ws	WH
RO011	pink	rs	PK
GO001	gold	-	GD
TU013	turquoise	tk	TQ
SI063	silver	-	SR
BE080	beige	be	-
TR017	transparent	tr	-
GE003	green-yellow	gnge	GNYE

VA011# A = 00086
variant A =
The cables are supplied by KRONES and are already attached at one end. The other cable end is already provided with a wire end ferrule. This cable has to be laid and attached at one end.

VA011# X = 00087
variant X =
The cables and the necessary small accessories (wire end ferrules,cable ties, cable identification marks etc.) are to be supplied.

VA011# B = 00088
variant B =
The cables are supplied by KRONES. The necessary small accessories (wire end ferrules, cable ties, cable identification marks, etc.) are to be supplied. This cable must be laid and attached at both ends.

VA011# S = 00089
variant S =
The cables are supplied by KRONES and are already attached at one end. The other cable end is already provided with a plug. This cable has to be laid and provided with a plug.

TE003
technical data

~~SC204~~ Switchgear	~~EI119#~~ set-point value IR(A)	~~MI056~~ Minimum tripping current IRM / Ii (A)	~~SC204~~ Switchgear	~~EI119#~~ set-point value IR(A)	~~MI056~~ Minimum tripping current IRM / Ii (A)
SIEMENS	Hauptschalter	3-polig	EATON-MOELLER	Hauptschalter	3-polig
3VL1703-1DD33	25-32	300	NZMB1-A32	25-32	350
3VL1704-1DD33	32-40	600	NZMB1-M40	32-40	320-560
3VL2705-1DC33	40-50	300-600	NZMB1-M50	40-50	400-700
3VL2706-1DC33	50-63	300-600	NZMB1-M63	50-63	504-882
3VL2708-1DC33	63-80	400-800	NZMB1-M80	63-80	640-1120
3VL2710-1DC33	80-100	500-1000	NZMB1-M100	80-100	800-1250
3VL2712-1DC33	100-125	625-1250	NZMB2-M125	100-125	1000-1750
3VL2716-1DC36	125-160	800-1600	NZMB2-M160	125-160	1280-2240
3VL3720-1DC36	160-200	1000-2000	NZMB2-M200	160-200	1600-2500
3VL3725-1SB36	100-250	1,25-11 x (In = IRmax)	NZMN3-AE250	125-250	500-2750
3VL4740-1SB36	250-400	1,25-11 x (In = IRmax)	NZMN3-AE400	200-400	800-4400
SIEMENS	Hauptschalter	4-polig	EATON-MOELLER	Hauptschalter	4-polig
3VL1725-1EH43	25	300	NZMB1-4-A32	25-32	350
3VL1703-1EH43	32	600	NZMB1-4-A40	32-40	320-400
3VL2705-1EJ43	40-50	300-600	NZMB1-4-A50	40-50	300-500
3VL2706-1EJ43	50-63	300-600	NZMB1-4-A63	50-63	380-630
3VL2708-1EJ43	63-80	400-800	NZMB1-4-A80	63-80	480-800
3VL2710-1EJ43	80-100	500-1000	NZMB1-4-A100	80-100	600-1000
3VL2712-1EJ43	100-125	625-1250	NZMB1-4-A125	100-125	750-1250
3VL2716-1EJ46	125-160	800-1600	NZMB1-4-A160	125-160	1280
3VL3720-1EJ46	160-200	1000-2000	NZMB2-4-A200	160-200	1200-2000
3VL3725-1EJ46	200-250	1250-2500	NZMB2-4-A250	200-250	1500-2500
3VL4740-1BB46	160-400	1,25-11 x (In = IRmax)	NZMN3-4-AE400	200-400	800-4400

TE003
technical data

SC204 Switchgear	EI119# set-point value IR(A)	MI056 Minimum tripping current IRM / Ii (A)	SC204 Switchgear	EI119# set-point value IR(A)	MI056 Minimum tripping current IRM / Ii (A)
SIEMENS	Trafoschutzschalter		EATON-MOELLER	Trafoschutzschalter	
3RV2411-0FA10	0,35-0,50	10	PKZM0-12-T	8,00-12,00	224
3RV2411-0GA10	0,45-0,63	13	PKZM0-16-T	10,00-16,00	358
3RV2411-0HA10	0,55-0,80	16	PKZM0-20-T	16,00-20,00	380
3RV2411-0JA10	0,70-1,00	21	PKZM0-25-T	20,00-25,00	420
3RV2411-0KA10	0,90-1,25	26			
3RV2411-1AA10	1,10-1,60	33	Allen Bradley	Trafoschutzschalter	
3RV2411-1BA10	1,40-2,00	42	140M-C2T-A63	0,40-0,63	13
3RV2411-1CA10	1,80-2,50	52	140M-C2T-B10	0,63-1,00	21
3RV2411-1DA10	2,20-3,20	65	140M-C2T-B16	1,00-1,60	32
3RV2411-1EA10	2,80-4,00	82	140M-C2T-B25	1,60-2,50	52
3RV2411-1FA10	3,50-5,00	104	140M-C2T-B40	2,50-4,00	82
3RV2411-1GA10	4,50-6,30	130	140M-C2T-B63	4,00-6,30	130
3RV2411-1HA10	5,50-8,00	163	140M-C2T-C10	6,30-10,00	208
3RV2411-1JA10	7,00-10,00	208	140M-C2T-C16	10,00-16,00	260
3RV2411-1KA10	9,00-12,50	260	140M-D8T-C20	14,50-20,00	325
3RV2421-4AA10	11,00-16,00	286			
3RV2421-4BA10	14,00-20,00	325	Telemecanique-Schneider	Trafoschutzschalter	
			GV2-RT03	0,25-0,40	8
EATON-MOELLER	Trafoschutzschalter		GV2-RT04	0,40-0,63	13
PKZM0-0,16-T	0,10-0,16	2,4	GV2-RT05	0,63-1,00	22
PKZM0-0,25-T	0,16-0,25	4,25	GV2-RT06	1,00-1,60	33
PKZM0-0,4-T	0,25-0,40	6,8	GV2-RT07	1,60-2,50	51
PKZM0-0,63-T	0,40-0,63	12	GV2-RT08	2,50-4,00	78
PKZM0-1-T	0,63-1,00	20	GV2-RT10	4,00-6,30	138
PKZM0-1,6-T	1,00-1,60	32	GV2-RT12	6,00-10,00	200
PKZM0-2,5-T	1,60-2,50	50	GV2-RT16	9,00-14,00	280
PKZM0-4-T	2,50-4,00	84	GV2-RT20	13,00-18,00	400
PKZM0-6,3-T	4,00-6,30	141			
PKZM0-10-T	6,30-10,00	224			

TE003
technical data

SC204 Switchgear	EI119# set-point value IR(A)	MI056 Minimum tripping current IRM / Ii (A)	SC204 Switchgear	EI119# set-point value IR(A)	MI056 Minimum tripping current IRM / Ii (A)
SIEMENS	Motorschutzschalter		SIEMENS	Motorschutzschalter	
3RV2011-0AA15	0,11-0,16	2,1	3RV1041-4LA10	70,00-90,00	1170
3RV2011-0BA15	0,14-0,20	2,6	3RV1041-4MA10	80,00-100,00	1235
3RV2011-0CA15	0,18-0,25	3,3			
3RV2011-0DA15	0,22-0,32	4,2			
3RV2011-0EA15	0,28-0,40	5,2			
3RV2011-0FA15	0,35-0,50	6,5	Eaton-Möller	Motorschutzschalter	
3RV2011-0GA15	0,45-0,63	8,2	PKZM0-0,16	0,10-0,16	2,2
3RV2011-0HA15	0,55-0,80	10	PKZM0-0,25	0,16-0,25	3,5
3RV2011-0JA15	0,70-1,00	13	PKZM0-0,4	0,25-0,40	5,6
3RV2011-0KA15	0,90-1,25	16	PKZM0-0,63	0,40-0,63	8,8
3RV2011-1AA15	1,10-1,60	21	PKZM0-1	0,63-1,00	14
3RV2011-1BA15	1,40-2,00	26	PKZM0-1,6	1,00-1,60	22
3RV2011-1CA15	1,80-2,50	33	PKZM0-2,5	1,60-2,50	35
3RV2011-1DA15	2,20-3,20	42	PKZM0-4	2,50-4,00	56
3RV2011-1EA15	2,80-4,00	52	PKZM0-6,3	4,00-6,30	88
3RV2011-1FA15	3,50-5,00	65	PKZM0-10	6,30-10,00	140
3RV2011-1GA15	4,50-6,30	82	PKZM0-16	10,00-16,00	224
3RV2011-1HA15	5,50-8,00	104	PKZM0-20	16,00-20,00	280
3RV2011-1JA15	7,00-10,00	130	PKZM0-25	20,00-25,00	350
3RV2011-1KA15	9,00-12,50	163	ZM-4-PKZ2	2,40-4,00	35-55
3RV2021-4AA15	11,00-16,00	208	ZM-6-PKZ2	4,00-6,00	50-80
3RV2021-4BA15	14,00-20,00	260	ZM-10-PKZ2	6,00-10,00	80-140
3RV2021-4DA15	20,00-25,00	325	ZM-16-PKZ2	10,00-16,00	130-220
3RV2021-4NA15	23,00-28,00	364	ZM-25-PKZ2	16,00-25,00	200-350
3RV2021-4EA15	27,00-32,00	400	ZM-32-PKZ2	25,00-32,00	275-425
3RV1031-4FA10	28,00-40,00	520	ZM-40-PKZ2	32,00-40,00	350-500
3RV1031-4GA10	36,00-45,00	585	PKZM 4-50	40,00-50,00	700
3RV1041-4JA10	45,00-63,00	819	PKZM 4-63	50,00-65,00	882
3RV1041-4KA10	57,00-75,00	975	NZMB1-M80	65,00-80,00	640-1120

TE003
technical data

SC204 Switchgear	EI119# set-point value IR(A)	MI056 Minimum tripping current IRM / Ii (A)	SC204 Switchgear	EI119# set-point value IR(A)	MI056 Minimum tripping current IRM / Ii (A)
Eaton-Möller	Motorschutzschalter		Telemecanique-Schneider	Motorschutzschalter	
NZMB1-M100	80,00-100,00	800-1250	GV2-P01	0,10-0,16	1,5
NZMB2-M125	100,00-125,00	1000-1750	GV2-P02	0,16-0,25	2,4
NZMB2-M160	125,00-160,00	1280-2240	GV2-P03	0,25-0,40	5
			GV2-P04	0,40-0,63	8
			GV2-P05	0,63-1,00	13
			GV2-P06	1,00-1,60	22,5
Allen Bradley	Motorschutzschalter		GV2-P07	1,60-2,50	33,5
140M-C2E-A16	0,10-0,16	2,1	GV2-P08	2,50-4,00	51
140M-C2E-A25	0,16-0,25	3,3	GV2-P10	4,00-6,30	78
140M-C2E-A40	0,25-0,40	5,2	GV2-P14	6,00-10,00	138
140M-C2E-A63	0,40-0,63	8,2	GV2-P16	9,00-14,00	170
140M-C2E-B10	0,63-1,00	13	GV2-P20	13,00-18,00	223
140M-C2E-B16	1,00-1,60	21	GV2-P21	17,00-23,00	327
140M-C2E-B25	1,60-2,50	33	GV2-P22	20,00-25,00	327
140M-C2E-B40	2,50-4,00	52	GV3-P32	23,00-32,00	448
140M-C2E-B63	4,00-6,30	82	GV3-P40	30,00-40,00	560
140M-C2E-C10	6,30-10,00	130	GV3-P50	37,00-50,00	700
140M-D8E-C16	10,00-16,00	208	GV3-P65	48,00-65,00	910
140M-D8E-C20	14,50-20,00	260			
140M-D8E-C25	18,00-25,00	325			
140M-F8E-C20	14,50-20,00	260			
140M-F8E-C25	18,00-25,00	325			
140M-F8E-C32	23,00-32,00	416			
140M-F8E-C45	32,00-45,00	585			
140-CMN-6300	45,00-63,00	882			
140-CMN-9000	63,00-90,00	1260			

TE003
technical data

MO063 Motor rating IN069# Horse Power in Horse Power (hp)	MO063 Motor rating IN069&KI031 in Kilowatt (kW)	DR094 460V three-phase motor I_n (A)	DR094 230V three-phase motor I_n (A)
1/2	0,37	1,1	1,3
3/4	0,56	1,6	1,8
1	0,75	2,1	2,3
1 1/2	1,1	3,0	3,3
2	1,5	3,4	4,3
3	2,2	4,8	6,1
5	3,7	7,6	9,7
7 1/2	5,6	11	14
10	7,4	14	18
15	11	21	27
20	15	27	34
25	18,5	34	44
30	22	40	51
40	30	52	66
50	37	65	83
60	45	77	103
75	56	96	128

DR146# UL508A, Tab.50.1 / NEC, Tab.430.150
3-phase motor values acc. to UL508A, Tab.50.1 / NEC, Tab.430.150

MO063 Motor rating IN069# Horse Power in Horse Power (hp)	MO063 Motor rating IN069&KI031 in Kilowatt (kW)	WE070 115V AC motor I_n (A)	WE070 230V AC motor I_n (A)
1/10	0,075	3,0	1,5
1/8	0,093	3,8	1,9
1/6	0,12	4,4	2,2
1/4	0,19	5,8	2,9
1/3	0,25	7,2	3,6
1/2	0,37	9,8	4,9
3/4	0,56	13,8	6,9
1	0,75	16	8,0
1 1/2	1,1	20	10

EI235# UL508A, Tab.50.1
Single-phase AC motor values according to UL508A, Tab.50.1

TE003
technical data

00090
Maintained-contact/monentary-contact functions changed
and key removable with key and selector switches

M22-XC-...

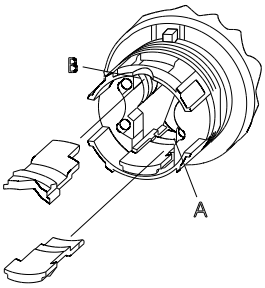

KO131
Coding parts

M22-XC-Y

M22-XC-R

M22-XC-G

00091
Removeable
in switch position

CO029 code	FU030 function		
A1		0	
A2		I	0
A3		0	II
A4		I	0
A5		0	
A6		0	II
A7		0	

SC324
Key can be removed

= ✓

SC325
Key can not be removed

= ✗

FU030
function

RA005# =
maintained-contact =

TA052# =
momentary-contact =

WA081#2
Selectors with 2 positions

CO029 code	FU030 function	0	I
			B
A2	6O"	✓	– ✓
A1	5O"	✓	X
A5	4O"	✓	X

WA081#3
Selectors with 3 positions

CO029 code	FU030 function	I	0	II
		A		B
B1	6O" 6O"	– ✓	✓	– ✓
A1	5O" 5O"	X	✓	X
A2	6O" 5O"	– ✓	✓	X
A3	5O" 6O"	X	✓	– ✓
B2	4O" 4O"	X	✓	X
A4	6O" 4O"	– ✓	✓	X
A5	5O" 4O"	X	✓	X
A6	4O" 6O"	X	✓	– ✓
A7	4O" 5O"	X	✓	X

TE003
technical data

UL006# SIEMENS
ultrasonic sensor SIEMENS

~~BR040~~ diameter measurement	~~AN003# 2~~ connection 2
<150cm	~~OF001~~ open
<80cm	L-
<40cm	L+

TE003
technical data

date	11.04.2013	machine type	rinser	adjusting devices	equi. K563D13
eng.	Krupka				
CAD	Krupka	machine model	Moduljet	client	K563D13-001
				Lagunitas Brewing Company	LEG
version/	02			SFT_RIG0_201301 00/01001	sheet 30 20/147

KRONES

=RI1.0001

LE006
legend

	PR138 process-unit	BE071 designation
1	=FM	foreign machine
2	=FU	filler
3	=RI	rinser
4	*	* *
5	*	* *
6	*	* *
7	*	* *
8	*	* *
9	*	* *
10	*	* *
11	*	* *
12	*	* *
13	*	* *
14	*	* *
15	*	* *
16	*	* *
17	*	* *
18	*	* *
19	*	* *
20	*	* *
21	*	* *
22	*	* *
23	*	* *
24	*	* *
25	*	* *
26	*	* *
27	*	* *
28	*	* *
29	*	* *
30	*	* *
31	*	* *
32	*	* *
33	*	* *
34	*	* *
35	*	* *
36	*	* *
37	*	* *
38	*	* *
39	*	* *

LE006
legend

	EI007 mounting location	BE071 designation
1	+ELM	Infeed module
2	+KPV	terminal box grouped valves
3	+PV	grouped valves
4	+RKA	rinser carrousel
5	+SK	main control panel
6	+SS	control cabinet
7	+SU	guards
8	+TBB	container conveyor
9	*	* *
10	*	* *
11	*	* *
12	*	* *
13	*	* *
14	*	* *
15	*	* *
16	*	* *
17	*	* *
18	*	* *
19	*	* *
20	*	* *
21	*	* *
22	*	* *
23	*	* *
24	*	* *
25	*	* *
26	*	* *
27	*	* *
28	*	* *
29	*	* *
30	*	* *
31	*	* *
32	*	* *
33	*	* *
34	*	* *
35	*	* *
36	*	* *
37	*	* *
38	*	* *
39	*	* *

Standardlützerahmen
bei Änderungen Teile
kennzeichen (Layer83)

=.0201 -FL101
Installed in the left door

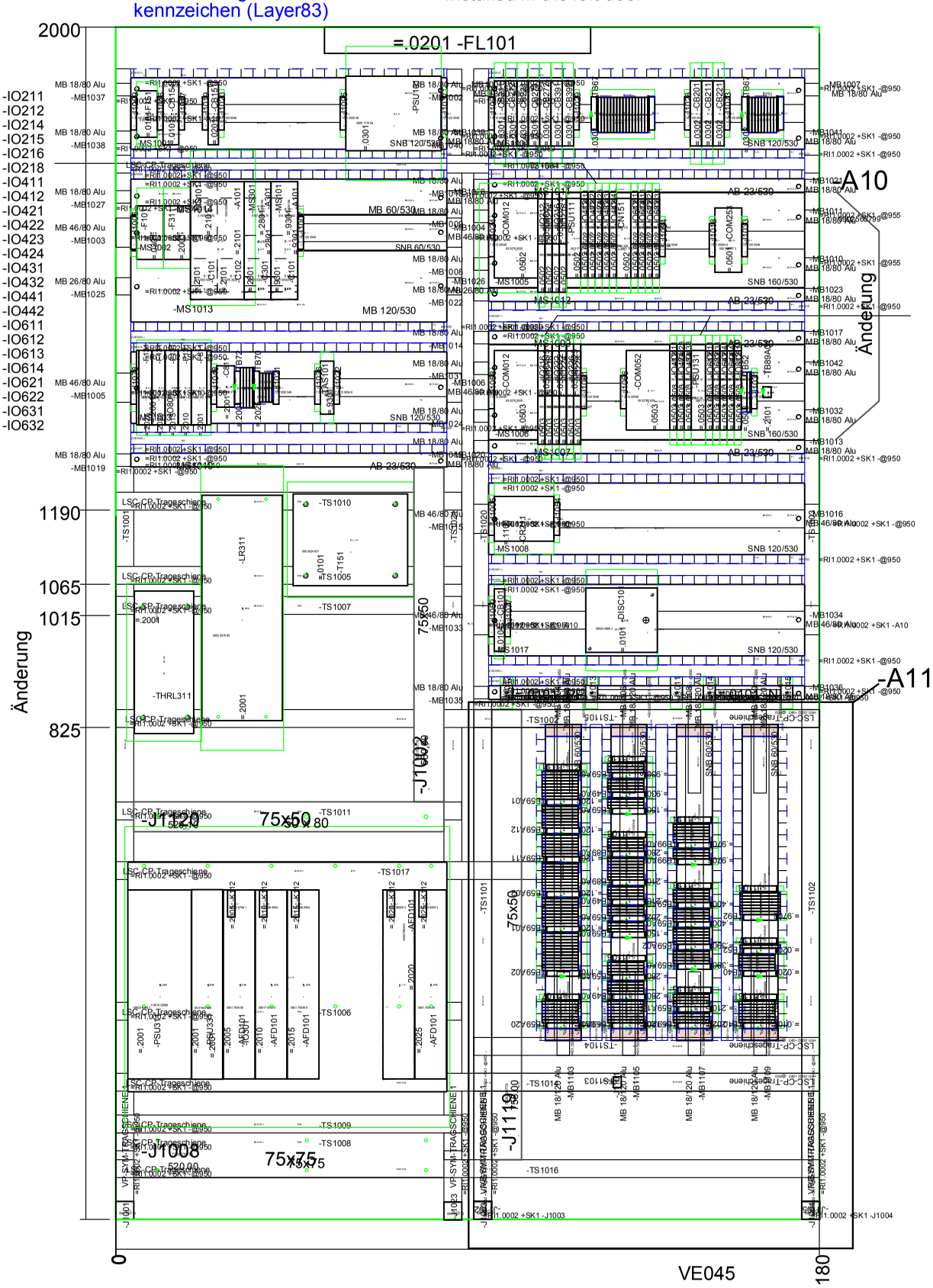

VE045
valve block
IM016
Installed in the control cabinet base

scale 1:10

SC319
control panel construction

date	19.04.2013	machine type	rinser	main control panel 1 of 1	equi. K563D13	+SK1	=RI1.0002
eng.	Krupka						
CAD	Jandova	machine model	Moduljet	client	K563D13-001	SSL	sheet 10 / 23/147
				Lagunitas Brewing Company			
		version/	02	SFT_RIG0_201010 00/50010			

KRONES

Standardlützerahmen
bei Änderungen Teile
kennzeichen (Layer83)

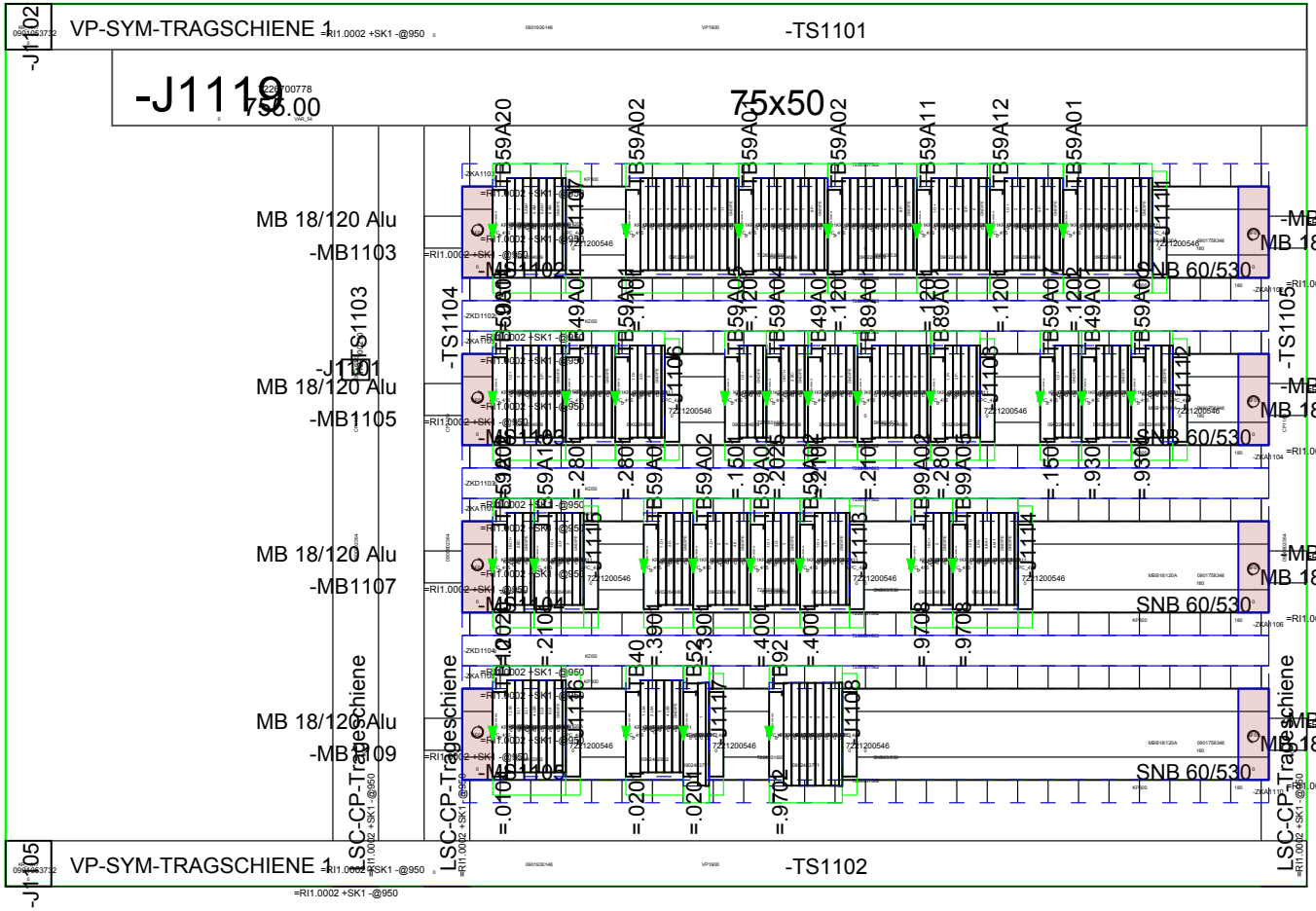

1

=.0301 -TB59A20
=.1101 -TB59A02
=.1201 -TB59A01
=.1201 -TB59A02
=.1201 -TB59A11
=.1201 -TB59A12
=.1202 -TB59A01

2

=.1202 -TB59A11
=.2801 -TB49A01
=.2801 -TB59A01
=.1501 -TB59A05
=.2025 -TB59A04
=.2101 -TB49A01
=.2101 -TB89A01
=.2801 -TB89A01
=.1501 -TB59A07
=.9301 -TB49A01
=.9301 -TB59A01

3

=.2020 -TB59A01
=.2101 -TB59A13
=.3901 -TB59A01
=.3901 -TB59A02
=.4001 -TB59A01
=.4001 -TB59A02
=.9708 -TB99A02
=.9708 -TB99A05

4

=.0104 -TB10
=.0201 -TB40
=.0201 -TB52
=.9702 -TB92

date	19.04.2013	machine type	rinser
eng.	Krupka	machine model	Moduljet
CAD	Jandova		
version/	02		
terminal strip layout		equi.	K563D13
client	Lagunitas Brewing Company		
SFT_RIG0_201010 00/50010		K663D13-001	
		+SK1	SSL
		=RI1.0002	
		sheet	11
			24/147

scale 1:5

SC319
control panel construction

bis 6 Ventilinseln verwenden

Standardmontageplatte
bei Änderungen Teile
kennzeichen (Layer83)

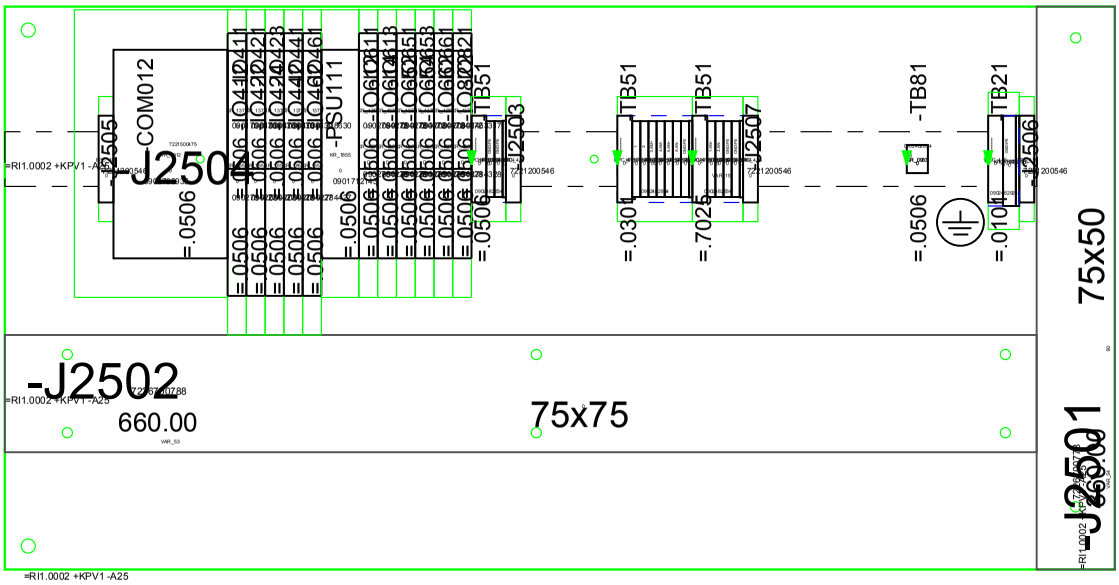

scale 1:5

SC214
control cabinet construction

date	19.04.2013	machine type	rinser	control cabinet 1 of 1	equi. K563D13	+KPV1	=RI1.0002
eng.	Krupka						
CAD	Jandova	machine model	Moduljet	client	K563D13-001	SSL	sheet 25
				Lagunitas Brewing Company			25/147
		version/	02	SFT_RIG0_201201 00/00011			

KRONES

TE003

technical data

NE066	Rated voltage	460 / 266	V	NE025	rated connected load	4	kVA
ST341	Type of current and system	3PH/GND		NE025	rated connected load	3	kW
NE065	System frequency	60	Hz	LE100# cos phi	power factor cos phi	0,92	
VO155# Ib max	Full-load current Ib max	5	A	NE032	rated control voltage	24	V DC
GR100	largest motor/unit FLA	2,2	A				
NE064	Supply disconnecting device	Icu 100	kA				
MA150# SCCR	Maximum short-circuit current SCCR	100	kA				
GE224	Enclosure protection class	NEMA 12					

NAD

Herst./Spanng.	Typ	Icw (kA/1s)	Icu (kA)
Möl.LTS - 690V	P3-63	1,26	
AB SLT - 600V	194-R		100
AB SLT - 600V	1494-V		200
Möl.LS - 480V	NZMN3*NA		42
Möl.LS - 600V	NZMN3*NA		35
Möl.LS - 480V	NZMN4*NA		42
Möl.LS - 600V	NZMN4*NA		35
USV LTS - 600V	32A	0,43	
USV LTS - 600V	63A	0,58	

EI031&AN135
power supply adaptation

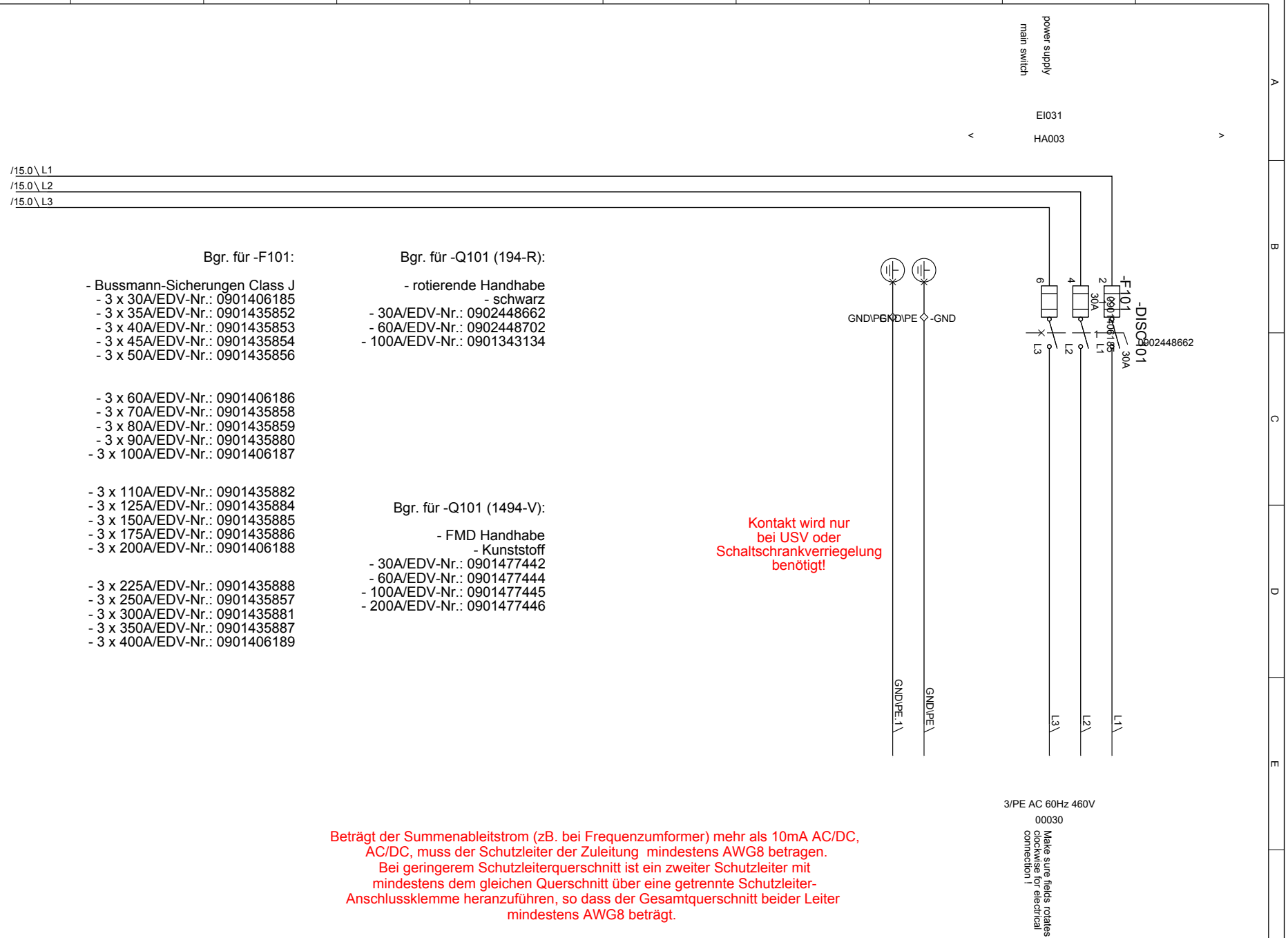

Bgr. für -F101:

- Bussmann-Sicherungen Class J
- 3 x 30A/EDV-Nr.: 0901406185
- 3 x 35A/EDV-Nr.: 0901435852
- 3 x 40A/EDV-Nr.: 0901435853
- 3 x 45A/EDV-Nr.: 0901435854
- 3 x 50A/EDV-Nr.: 0901435856

- 3 x 60A/EDV-Nr.: 0901406186
- 3 x 70A/EDV-Nr.: 0901435858
- 3 x 80A/EDV-Nr.: 0901435859
- 3 x 90A/EDV-Nr.: 0901435880
- 3 x 100A/EDV-Nr.: 0901406187

- 3 x 110A/EDV-Nr.: 0901435882
- 3 x 125A/EDV-Nr.: 0901435884
- 3 x 150A/EDV-Nr.: 0901435885
- 3 x 175A/EDV-Nr.: 0901435886
- 3 x 200A/EDV-Nr.: 0901406188

- 3 x 225A/EDV-Nr.: 0901435888
- 3 x 250A/EDV-Nr.: 0901435857
- 3 x 300A/EDV-Nr.: 0901435881
- 3 x 350A/EDV-Nr.: 0901435887
- 3 x 400A/EDV-Nr.: 0901406189

Bgr. für -Q101 (194-R):

- rotierende Handhabe
- schwarz
- 30A/EDV-Nr.: 0902448662
- 60A/EDV-Nr.: 0902448702
- 100A/EDV-Nr.: 0901343134

Bgr. für -Q101 (1494-V):

- FMD Handhabe
- Kunststoff
- 30A/EDV-Nr.: 0901477442
- 60A/EDV-Nr.: 0901477444
- 100A/EDV-Nr.: 0901477445
- 200A/EDV-Nr.: 0901477446

Kontakt wird nur bei USV oder Schaltschrankverriegelung benötigt!

Beträgt der Summenableitstrom (zB. bei Frequenzumformer) mehr als 10mA AC/DC, AC/DC, muss der Schutzleiter der Zuleitung mindestens AWG8 betragen. Bei geringerem Schutzleiterquerschnitt ist ein zweiter Schutzleiter mit mindestens dem gleichen Querschnitt über eine getrennte Schutzleiter-Anschlussklemme heranzuführen, so dass der Gesamtquerschnitt beider Leiter mindestens AWG8 beträgt.

EI031&AN135
power supply adaptation

date	15.04.2013	machine type	rinser
eng.	Krupka	machine model	Moduljet
CAD	Krupka		
version/	02		

KRONES

power supply		equi.	K563D13
client	Lagunitas Brewing Company		K563D13-001
SFT_RIG0_201301 01/01021			

+SK1	=RI1.0101		
STR	sheet	10	27/147

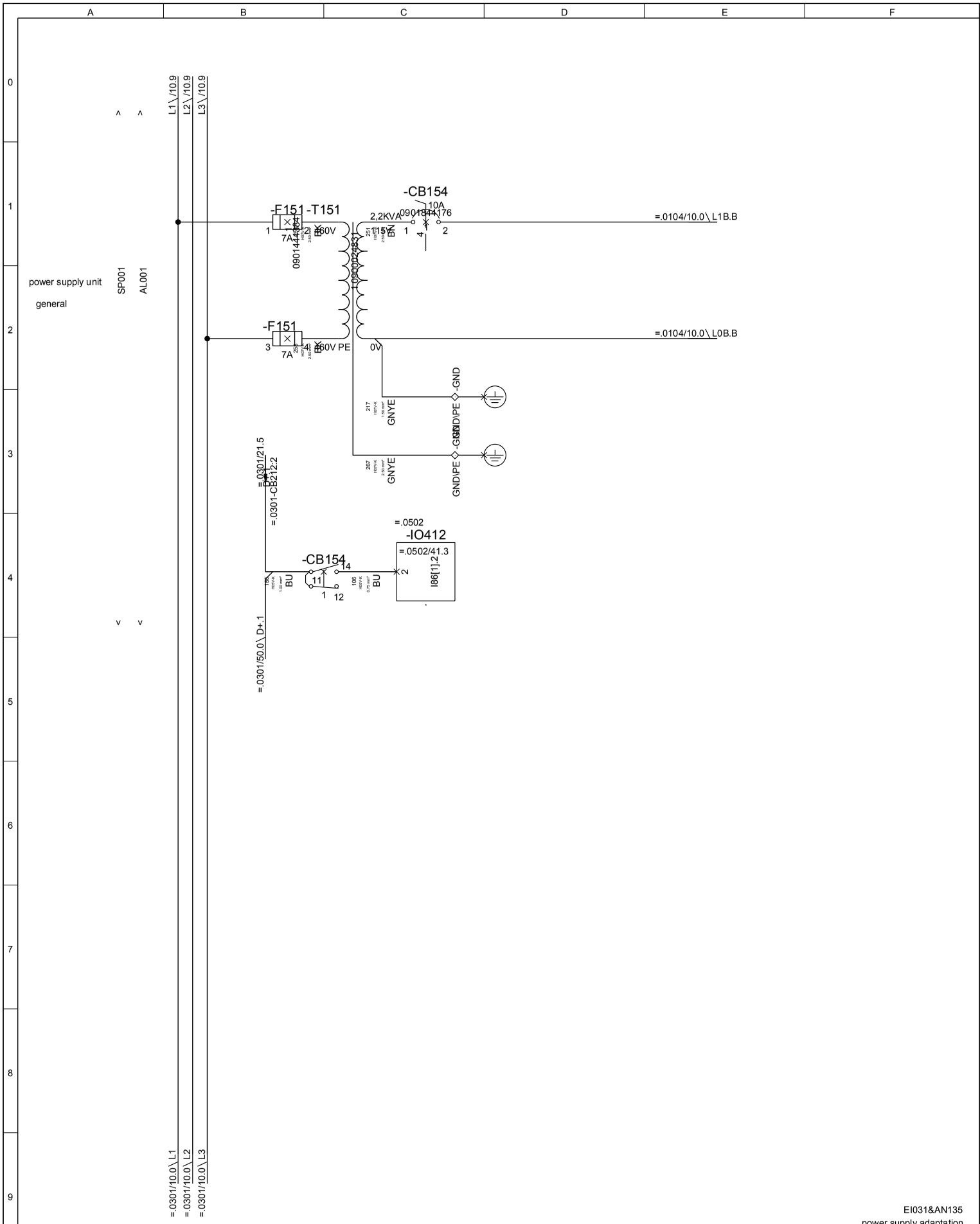

EI031&AN135
power supply adaptation

date	15.04.2013	machine type	rinser	power supply unit 120V	equi. K563D13	+SK1	=RI1.0101
eng.	Krupka						
CAD	Krupka	machine model	Moduljet	client	K563D13-001	STR	sheet 15 / 28/147
				Lagunitas Brewing Company			
		version/	02	SFT_RIG0_201301 01/01021			

KRONES

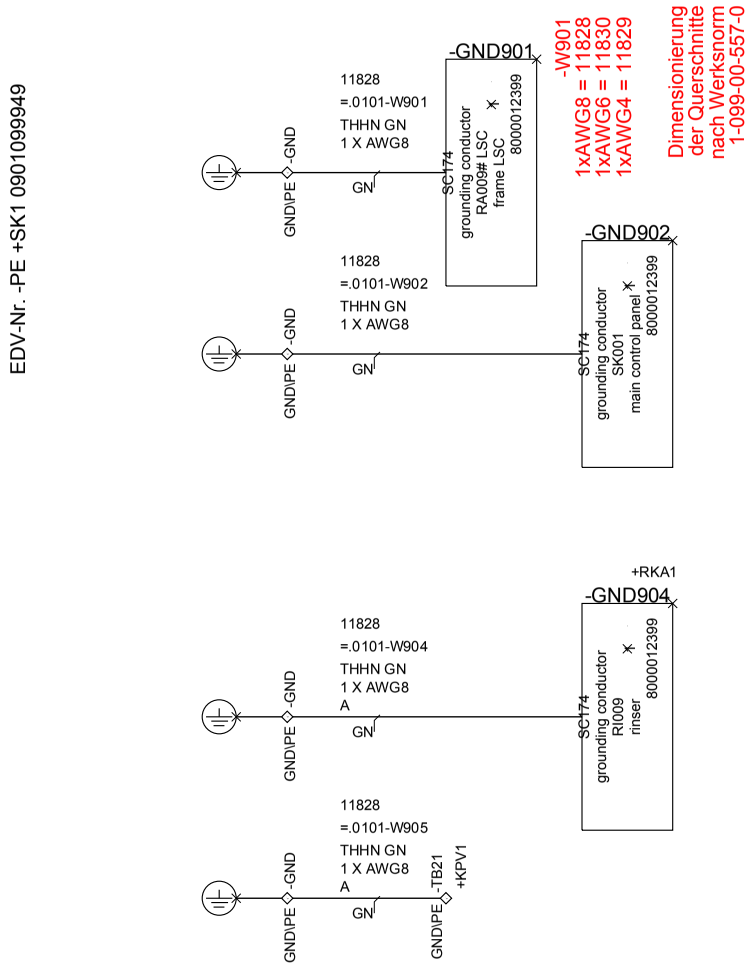

EI031&AN135
power supply adaptation

date	11.04.2013	machine type	rinser	safety conductor system	equi. K563D13	+SK1	=RI1.0101
eng.	Krupka						
CAD	Krupka	machine model	Moduljet	client	K563D13-001	STR	sheet 90 29/147
				Lagunitas Brewing Company			
		version/	02	SFT_RIG0_201301 01/01021			

KRONES

TE003 # technical data

AR021	Type of supply			NE025	rated connected load	1	kVA
VE191	application			NE025	rated connected load	1	kW
NE066	Rated voltage	115	V	LE100# cos phi	power factor cos phi	1	
ST341	Type of current and system	1PH/N/GND		IN109	Internal feeder fuse	10	A
NE065	System frequency	60	Hz	NE032	rated control voltage	24	V DC
VO155# Ib max	Full-load current Ib max	10	A				
NE064	Supply disconnecting device Icu	10	kA				
MA150# SCCR	Maximum short-circuit current SCCR	10	kA				

NAD+USV

Herst./Spanng.	Typ	Icw (kA/1s)	Icu (kA)
Möl.LTS - 690V	P3-63	1,26	
AB SLT - 600V	194-R		100
AB SLT - 600V	1494-V		200
Möl.LS - 480V	NZMN3*NA		42
Möl.LS - 600V	NZMN3*NA		35
Möl.LS - 480V	NZMN4*NA		42
Möl.LS - 600V	NZMN4*NA		35
USV LTS - 600V	32A	0,43	
USV LTS - 600V	63A	0,58	

EI031&AN135
power supply adaptation

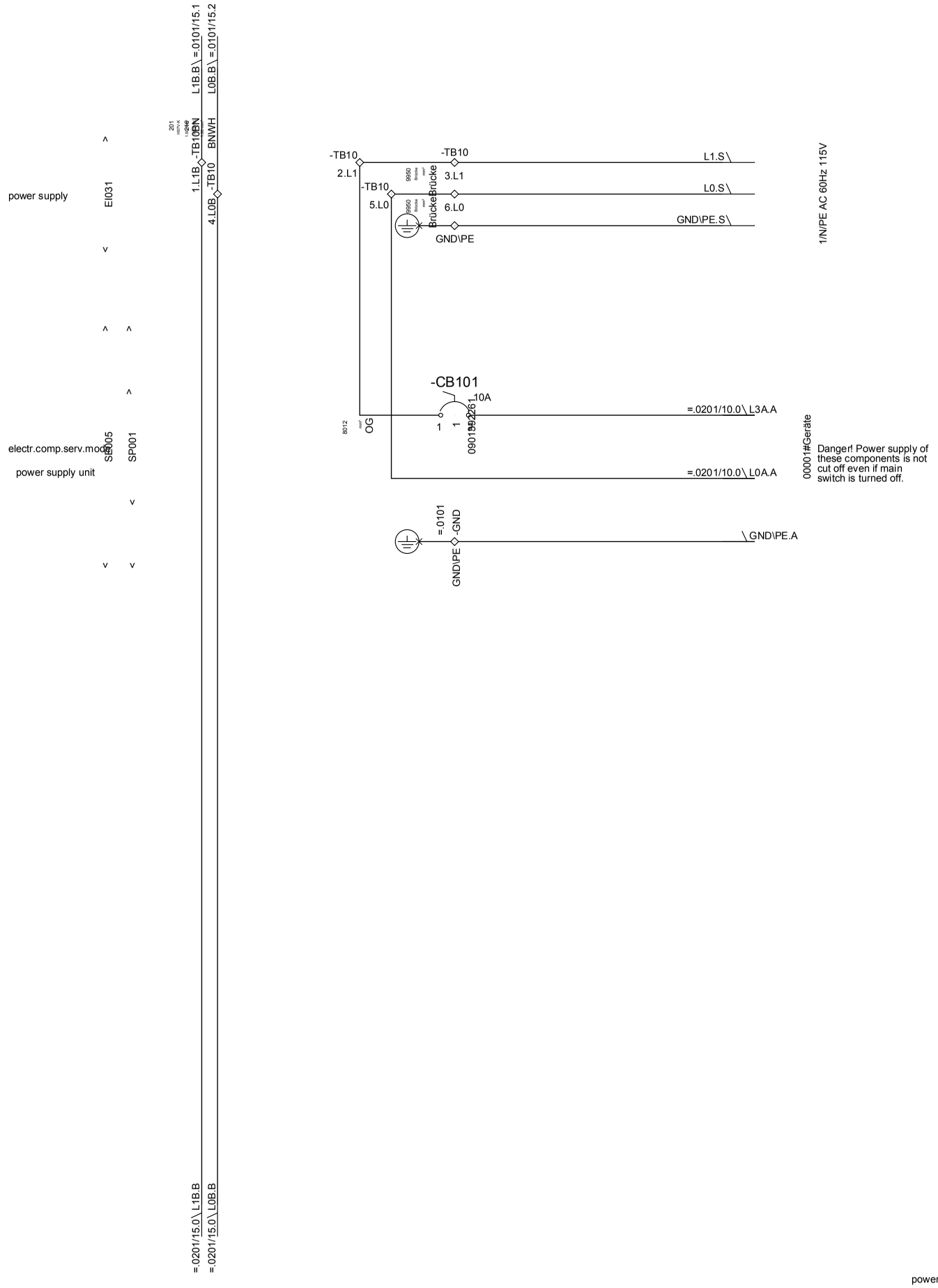

EI031&AN135
power supply adaptation

date	11.04.2013	machine type	rinser	separate feeder 115V	equi. K563D13	+SK1	=RI1.0104
eng.	Krupka						
CAD	Krupka	machine model	Moduljet	client	K563D13-001	STR	sheet 10 / 31/147
				Lagunitas Brewing Company			
		version/	02	SFT_RIG0_201301 01/01090			

KRONES

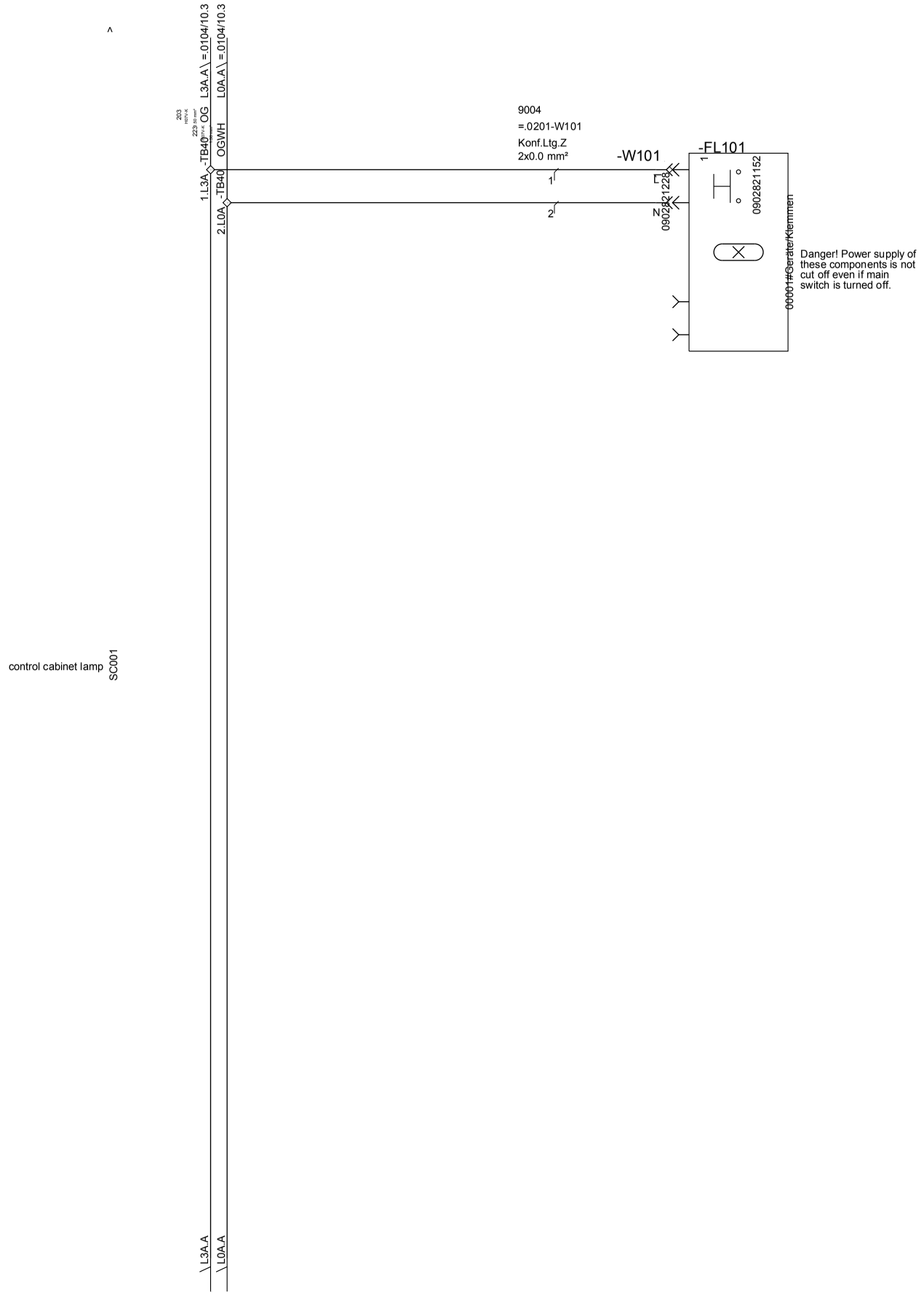

BE021&ST006&KL028
lighting system socket climate

date	11.04.2013	machine type	rinser	lighting system	equi. K563D13	+SK1	=RI1.0201
eng.	Krupka						
CAD	Krupka	machine model	Moduljet	client	K563D13-001	STR	sheet 10 / 32/147
		version/	02	Lagunitas Brewing Company			
				SFT_RIG0_201301 02/01021			

KRONES

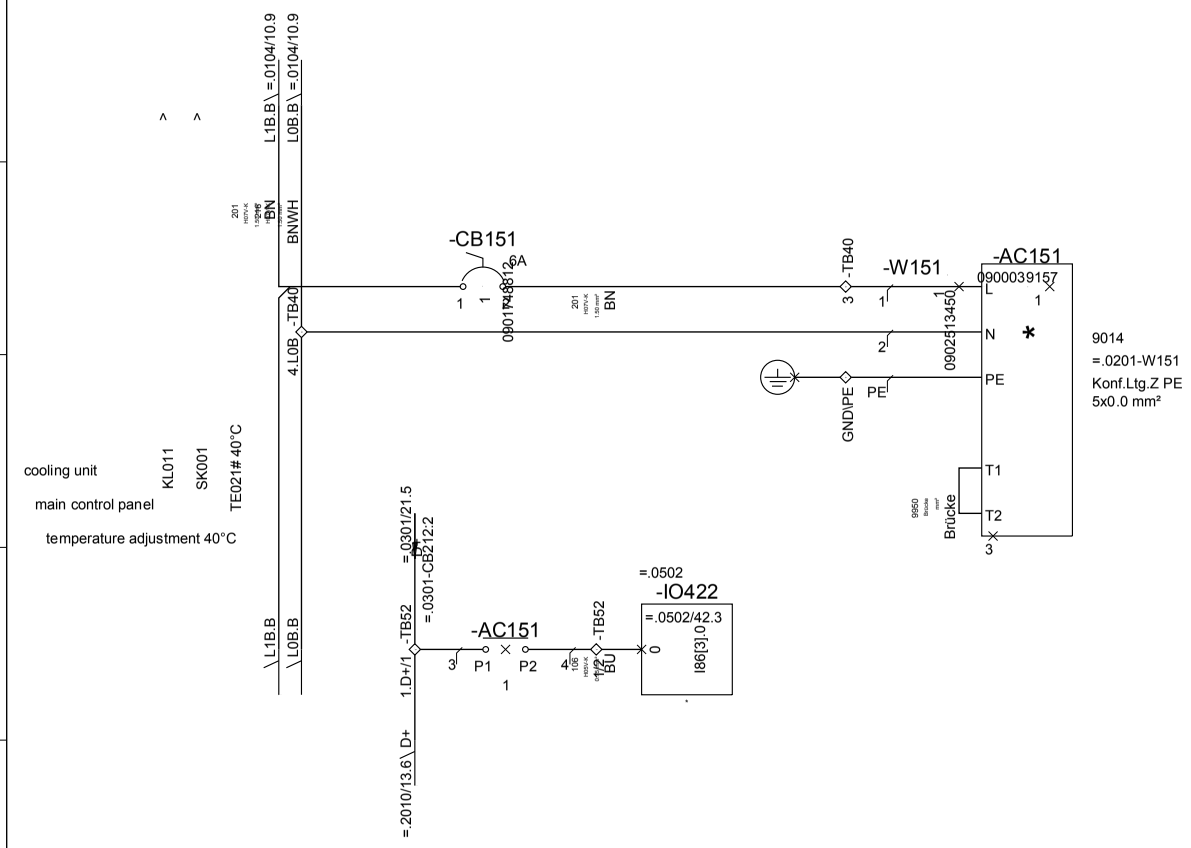

BE021&ST006&KL028
lighting system socket climate

date	15.04.2013	machine type	rinser	cooling unit	equi. K563D13	+SK1	=RI1.0201
eng.	Krupka						
CAD	Krupka	machine model	Moduljet	client	K563D13-001	STR	sheet 15 / 33/147
				Lagunitas Brewing Company			
		version/	02	SFT_RIG0_201301 02/01021			

KRONES

SC011
slip-ring transmitter

-W701

SP001# 24V	+	1	=.0301-W701a
power supply unit 24V	-	2	Konf.Ltg.Z PE
SOND#	PE	GNYE	3x0.0 mm²
SOND#			
SOND#			
SOND#			
SOND#			
SOND#			
SOND#		SH	
	RJ45.6	BU	
KO034	RJ45.3	WH	=.0301-W701d
communication		SH	Konf.Ltg.F16 SH
SOND#	RJ45.2	OG	4x0.0 mm²
	RJ45.1	YE	
SOND#		SH	
	RJ45.6	BU	
KO034	RJ45.3	WH	=.0301-W701e
communication		SH	Konf.Ltg.F16 SH
SOND#	RJ45.2	OG	4x0.0 mm²
	RJ45.1	YE	
SOND#		SH	
RE001	23	WH	=.0301-W701f
reserve	24	BN	Konf.Ltg.F12 SH
SOND#	25	SH	2x0.0 mm²
RE001	26	BN	=.0301-W701g
reserve	27	BU	Konf.Ltg.F3
SOND#			2x0.0 mm²

Schleifringübertrager
EDV- Nr.:
0901345962

ST014# 24V DC
control voltage 24V DC

date	11.04.2013	machine type rinser	KRONES	slip-ring transmitter	equi. K563D13	+RKA1	=RI1.0301
eng.	Krupka						
CAD	Krupka	machine model Moduljet		client	K563D13-001	LEG	sheet 10 / 34/147
				Lagunitas Brewing Company			
		version/ 02		SFT_RIG0_201301 03/01013			

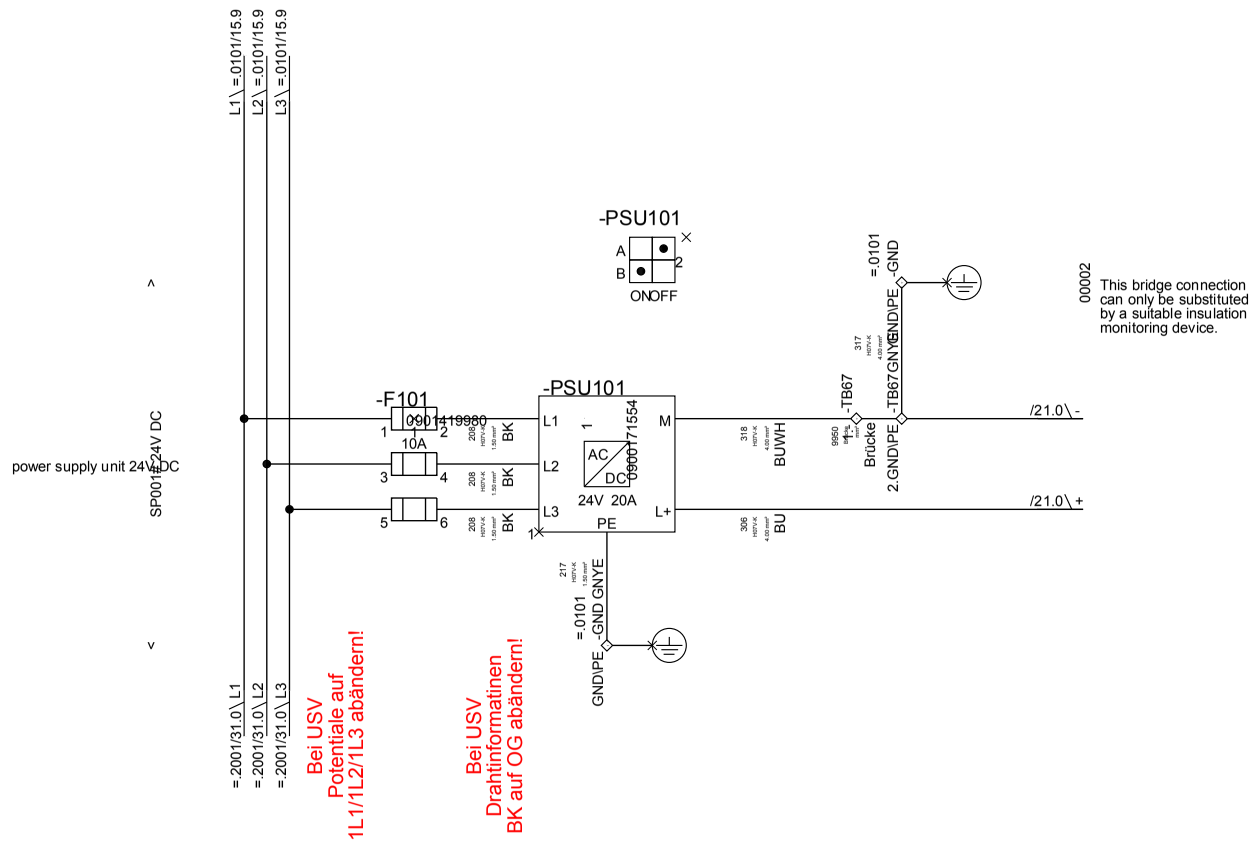

ST014# 24V DC
control voltage 24V DC

date	15.04.2013	machine type	rinser	power supply unit 24V DC	equi. K563D13	+SK1	=RI1.0301
eng.	Krupka						
CAD	Krupka	machine model	Moduljet	client	K563D13-001	STR	sheet 10 / 35/147
				Lagunitas Brewing Company			
		version/	02	SFT_RIG0_201301 03/01013			

KRONES

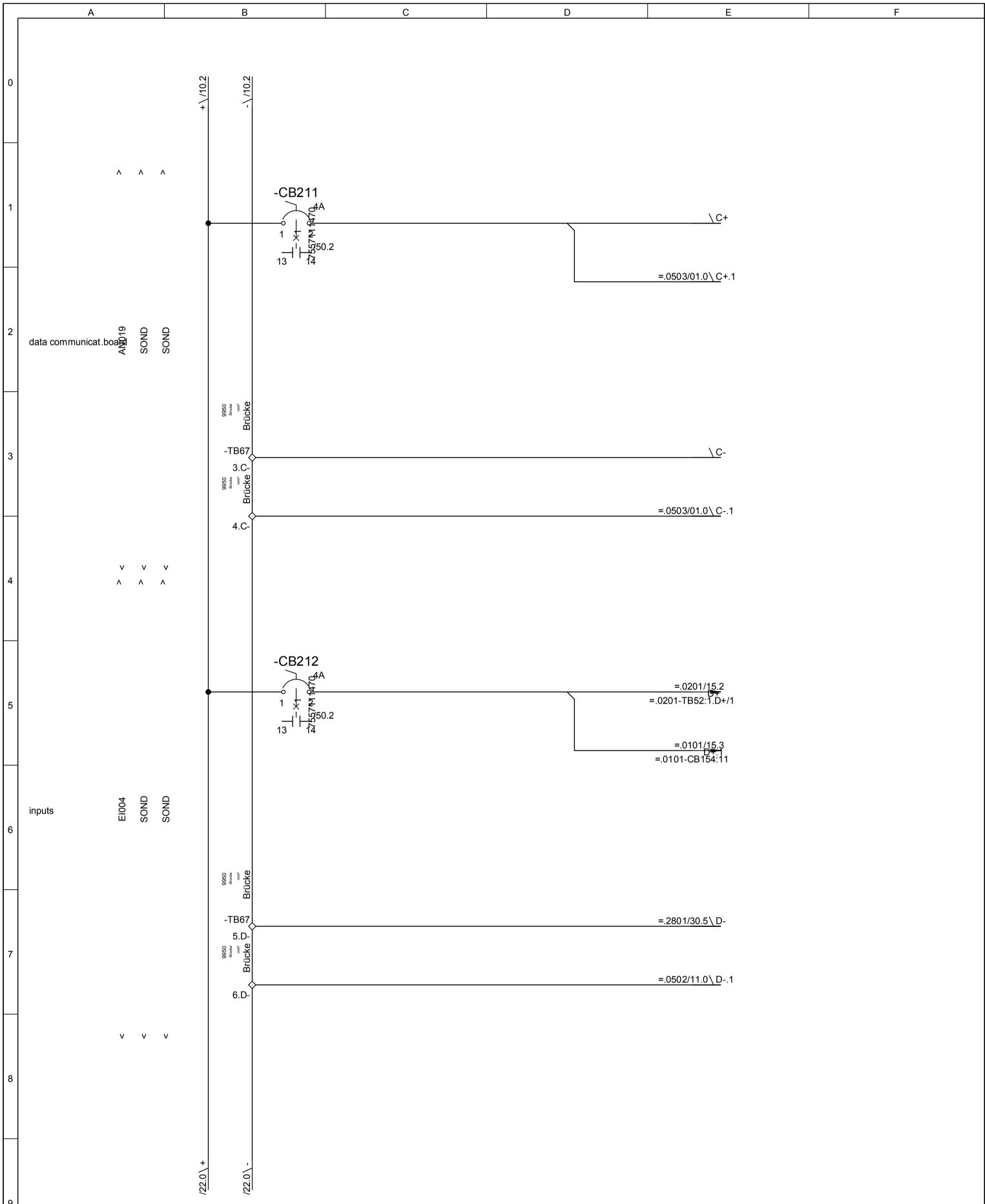

ST014# 24V DC
control voltage 24V DC

date	15.04.2013	machine type	rinser	control voltage MUX	equi. K563D13	+SK1	=RI1.0301
eng.	Krupka						
CAD	Krupka	machine model	Moduljet	client	K563D13-001	STR	sheet 21 / 36/147
				Lagunitas Brewing Company			
		version/	02	SFT_RIG0_201301 03/01013			

KRONES

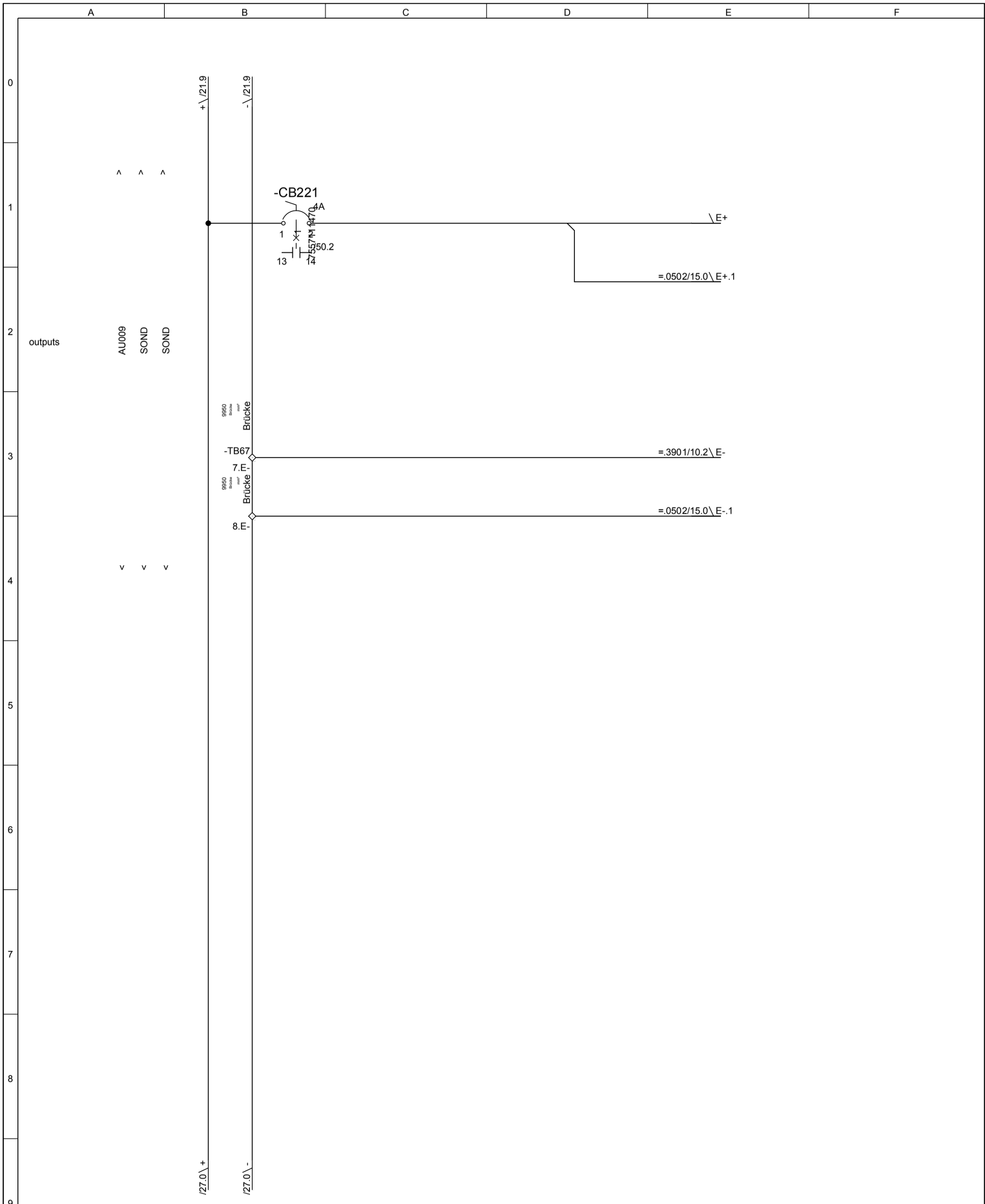

ST014# 24V DC
control voltage 24V DC

date	15.04.2013	machine type	rinser	control voltage MUX	equi. K563D13	+SK1	=RI1.0301
eng.	Krupka						
CAD	Krupka	machine model	Moduljet	client	K563D13-001	STR	sheet 22 37/147
				Lagunitas Brewing Company			
		version/	02	SFT_RIG0_201301 03/01013			

KRONES

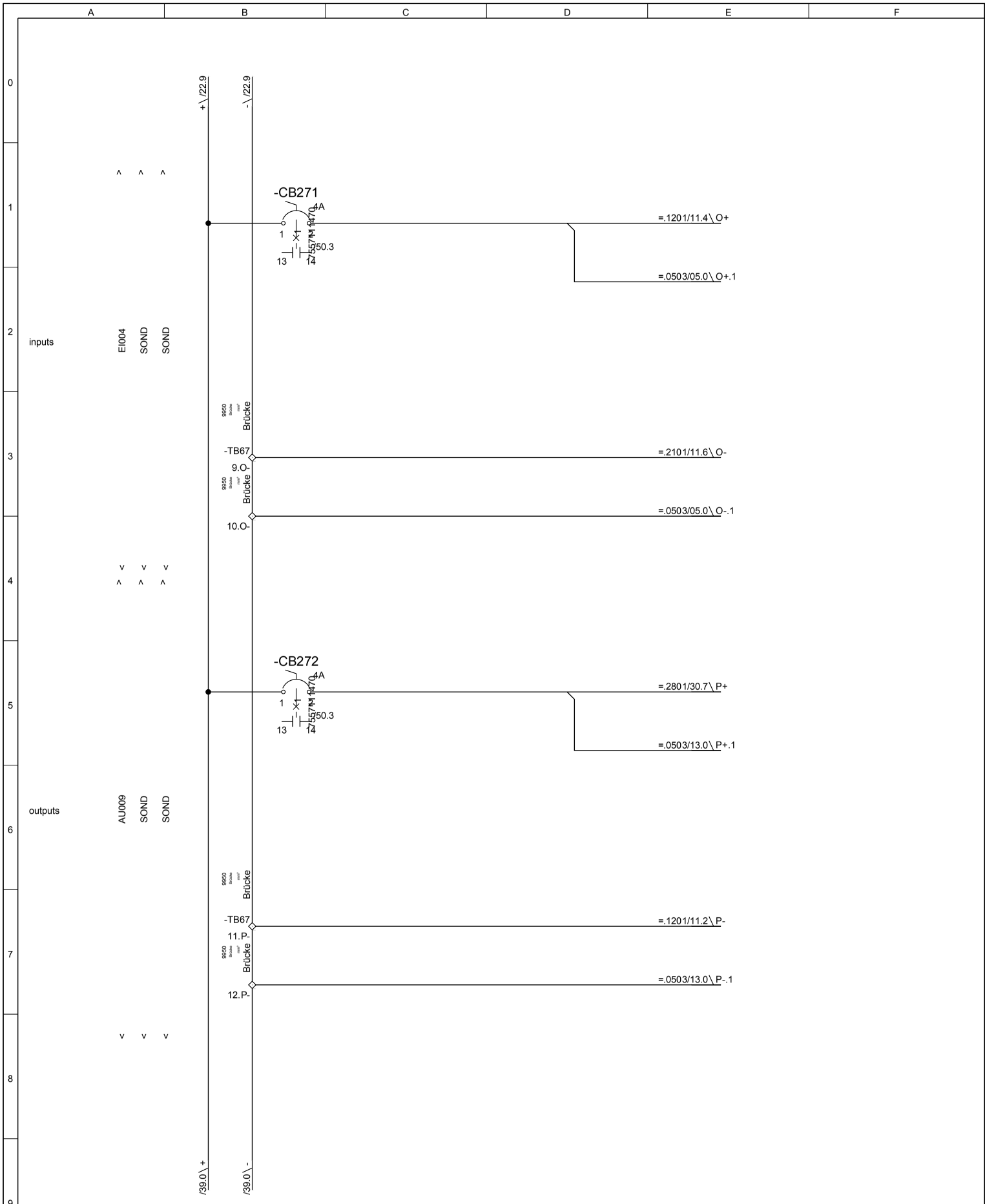

ST014# 24V DC
control voltage 24V DC

date	15.04.2013	machine type	rinser	control voltage MUX	equi. K563D13	+SK1	=RI1.0301
eng.	Krupka						
CAD	Krupka	machine model	Moduljet	client	K563D13-001	STR	sheet 27 / 38/147
				Lagunitas Brewing Company			
		version/	02	SFT_RIG0_201301 03/01013			

KRONES

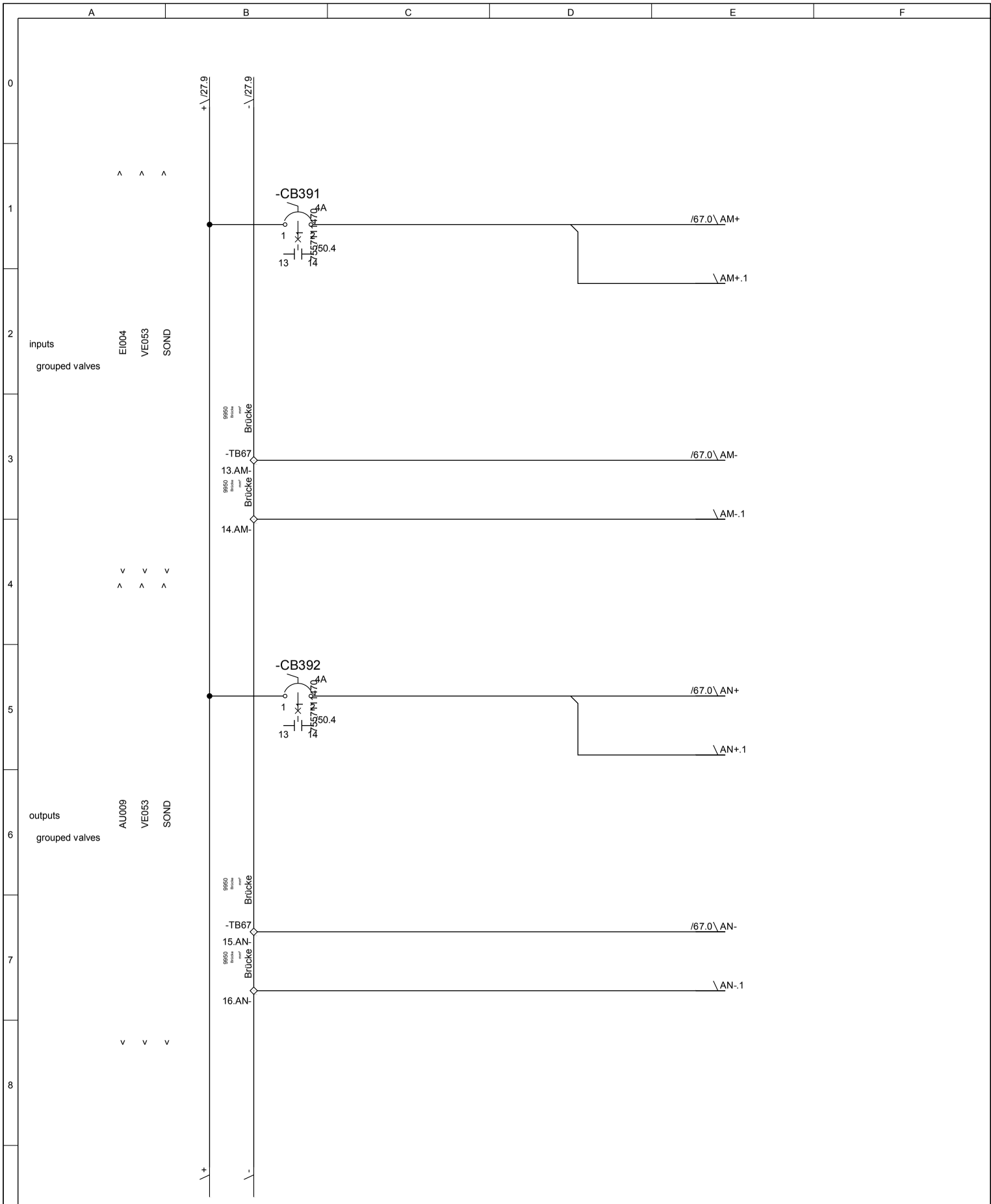

ST014# 24V DC
control voltage 24V DC

date	15.04.2013	machine type	rinser	control voltage MUX	equi. K563D13	+SK1	=RI1.0301
eng.	Krupka						
CAD	Krupka	machine model	Moduljet	client	K563D13-001	STR	sheet 39 / 39/147
				Lagunitas Brewing Company			
		version/	02	SFT_RIG0_201301 03/01013			

KRONES

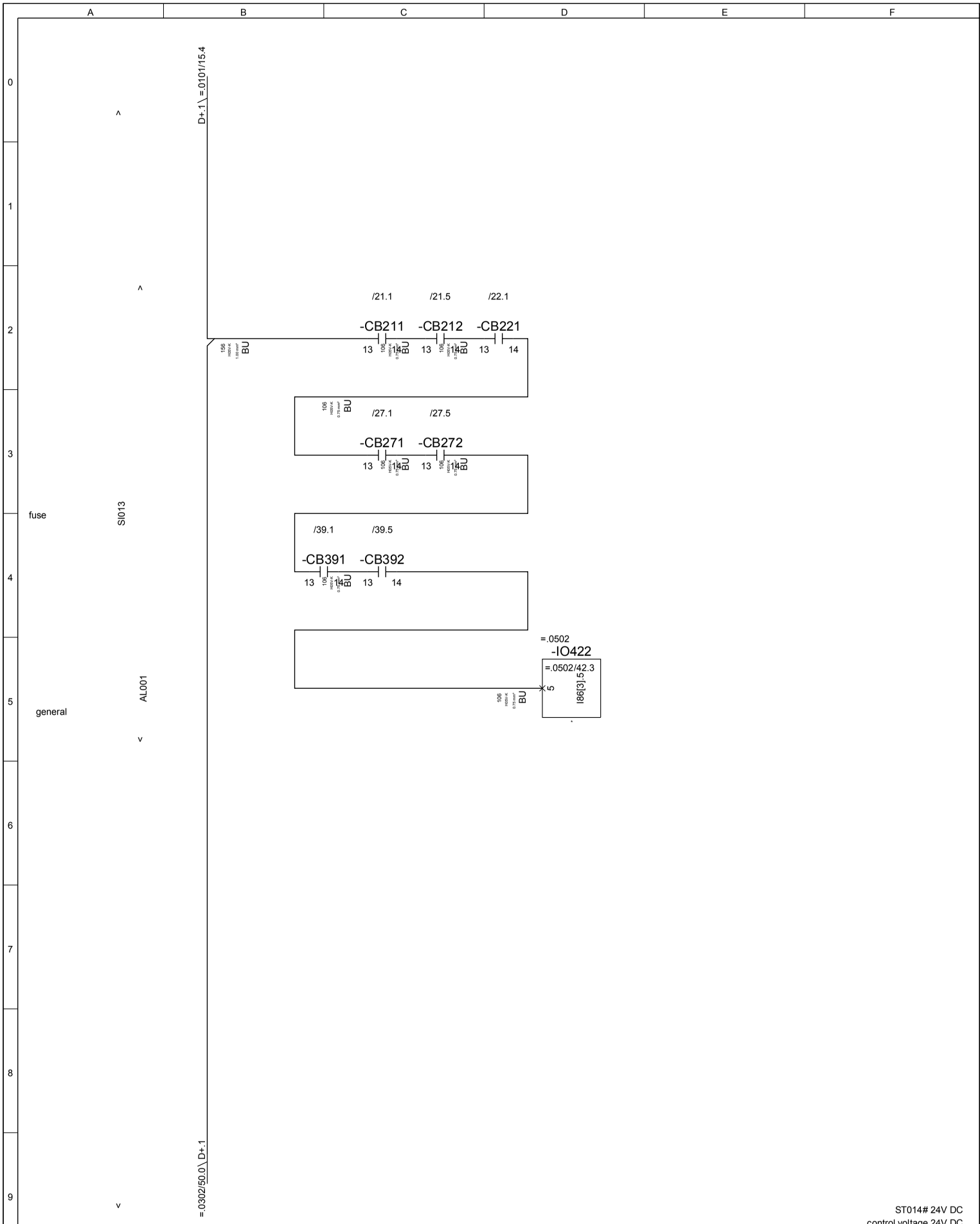

ST014# 24V DC
control voltage 24V DC

date	15.04.2013	machine type	rinser	fuse	equi. K563D13	+SK1	=RI1.0301
eng.	Krupka						
CAD	Krupka	machine model	Moduljet	client	K563D13-001	STR	sheet 50 / 40/147
				Lagunitas Brewing Company			
		version/	02	SFT_RIG0_201301 03/01013			

KRONES

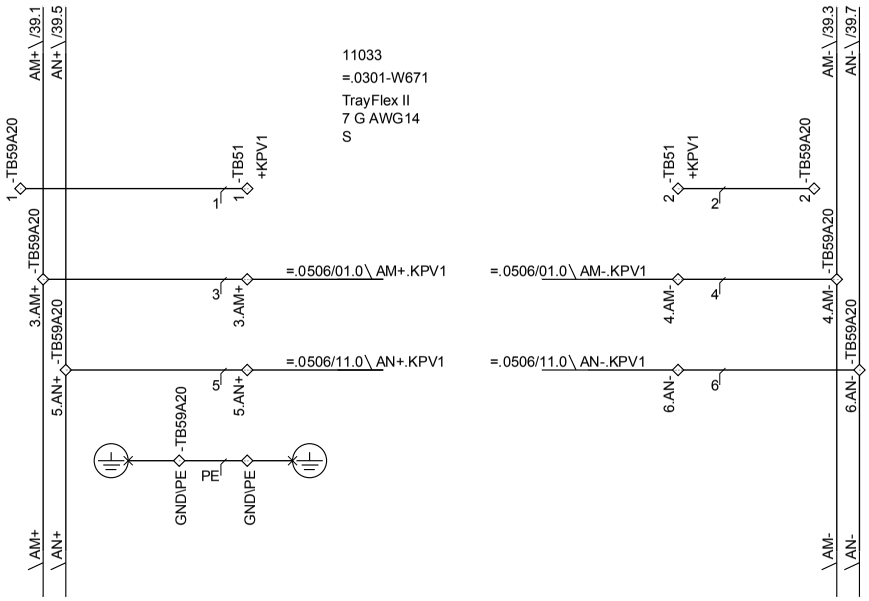

control voltage 24V DC

ST014# 24V DC

ST014# 24V DC
control voltage 24V DC

date	15.04.2013	machine type	rinser	connecting cable +KPV1	equi. K563D13	+SK1	=RI1.0301
eng.	Krupka						
CAD	Krupka	machine model	Moduljet	client	K563D13-001	STR	sheet 67
				Lagunitas Brewing Company			41/147
		version/	02	SFT_RIG0_201301 03/01013			

KRONES

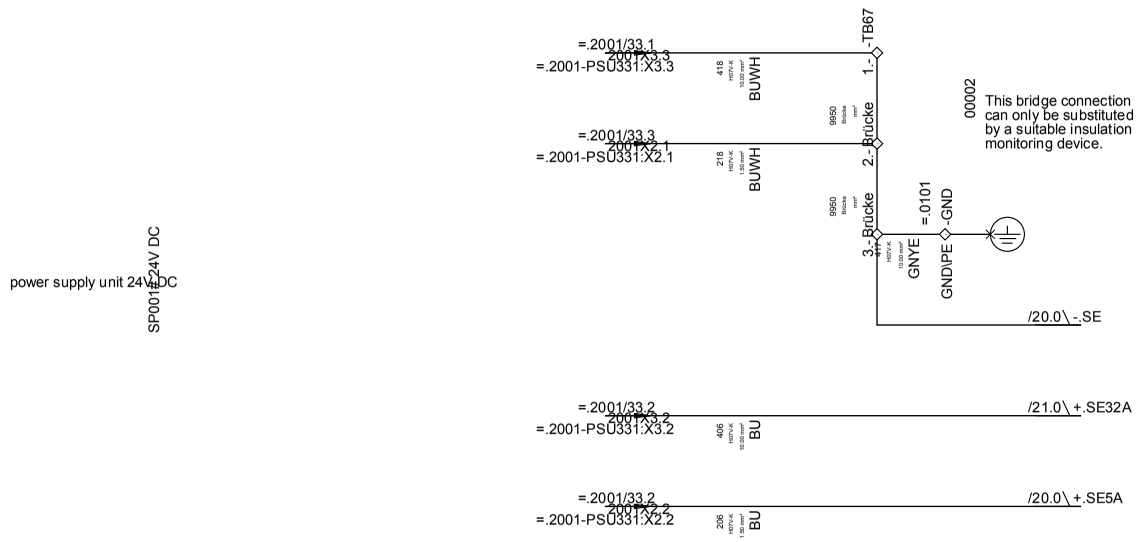

ST014# 24V DC
control voltage 24V DC

date	15.04.2013	machine type	rinser	power supply unit	equi. K563D13	+SK1	=RI1.0302
eng.	Krupka						
CAD	Krupka	machine model	Moduljet	client	K563D13-001	STR	sheet 10 / 42/147
				Lagunitas Brewing Company			
		version/	02	SFT_RIG0_201301 03/01018			

KRONES

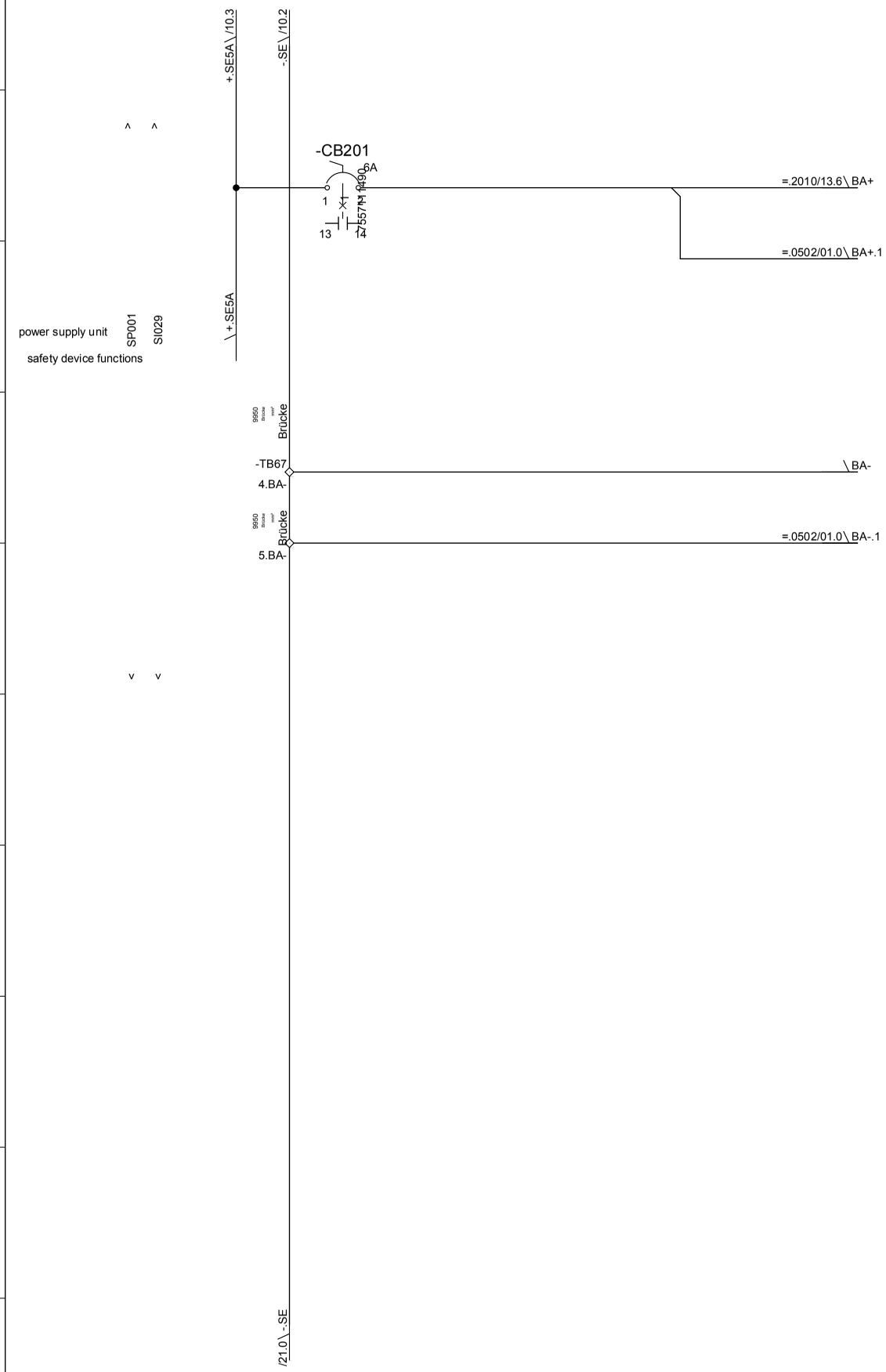

ST014# 24V DC
control voltage 24V DC

date	15.04.2013	machine type	rinser	control voltage MUX	equi. K563D13	+SK1	=RI1.0302
eng.	Krupka						
CAD	Krupka	machine model	Moduljet	client	K563D13-001	STR	sheet 20 / 43/147
				Lagunitas Brewing Company			
		version/	02	SFT_RIG0_201301 03/01018			

KRONES

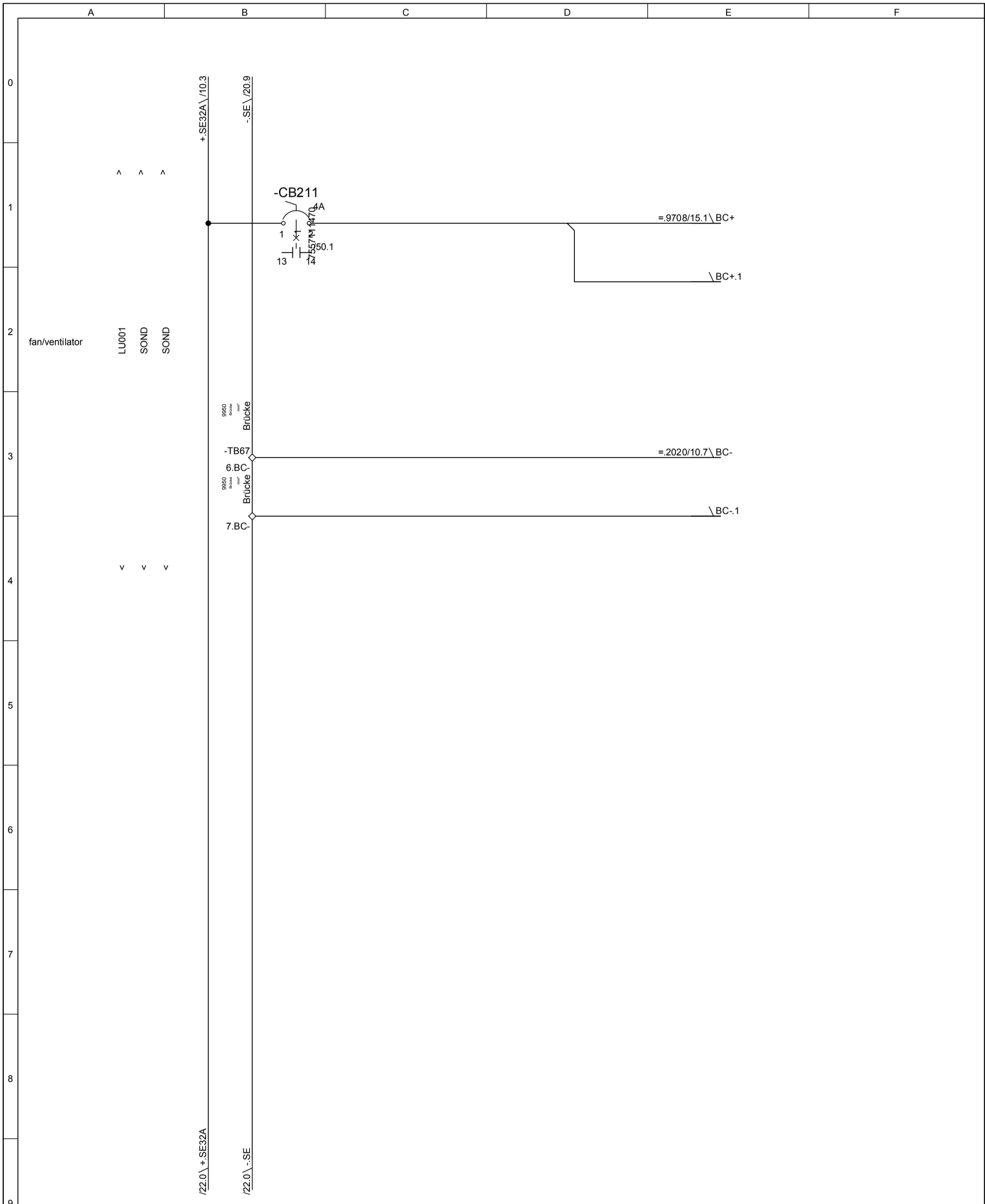

ST014# 24V DC
control voltage 24V DC

date	15.04.2013	machine type	rinser	control voltage MUX	equi. K563D13	+SK1	=RI1.0302
eng.	Krupka						
CAD	Krupka	machine model	Moduljet	client	K563D13-001	STR	sheet 21 / 44/147
				Lagunitas Brewing Company			
		version/	02	SFT_RIG0_201301 03/01018			

KRONES

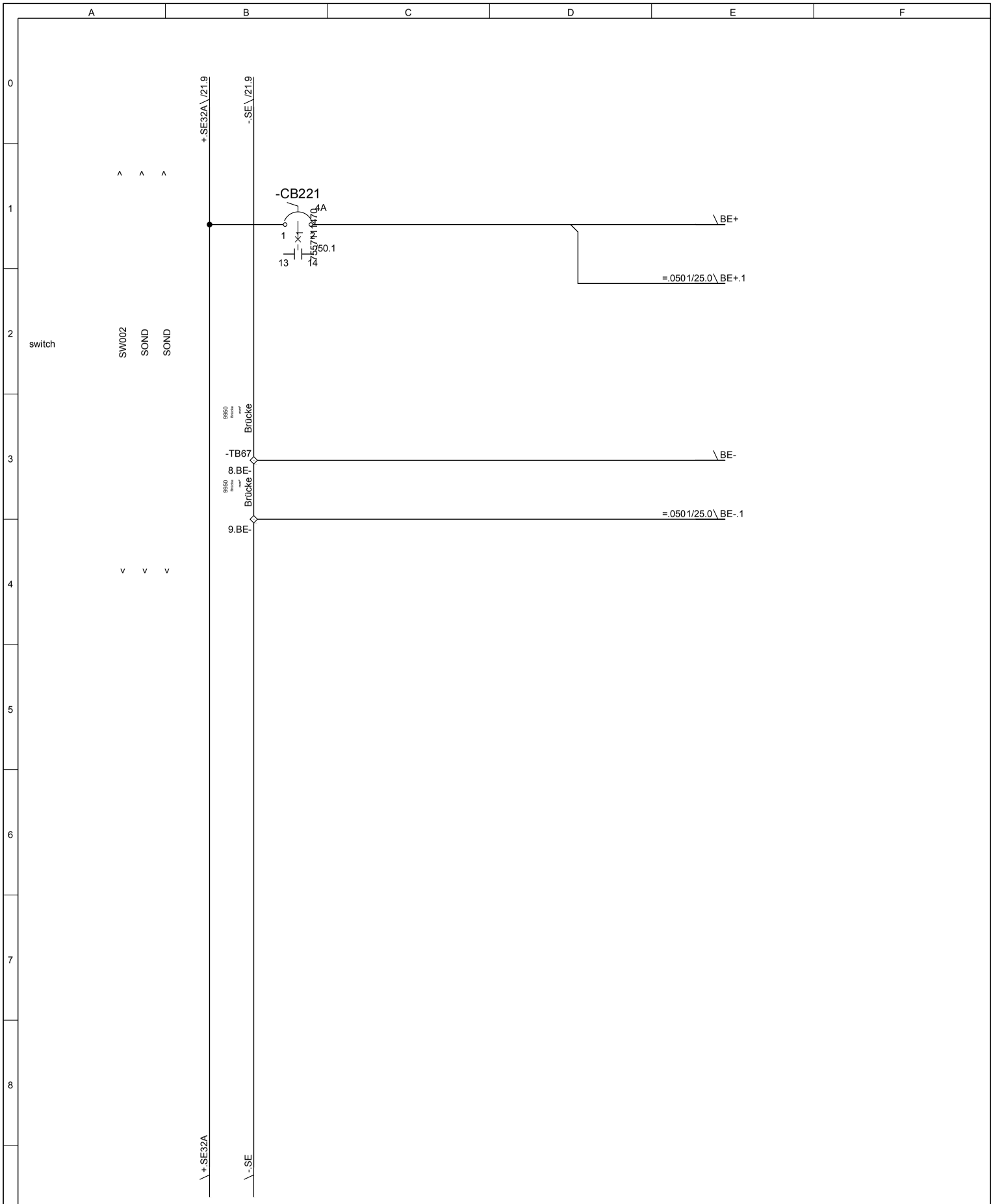

ST014# 24V DC
control voltage 24V DC

date	15.04.2013	machine type	rinser	control voltage MUX	equi. K563D13	+SK1	=RI1.0302
eng.	Krupka						
CAD	Krupka	machine model	Moduljet	client	K563D13-001	STR	sheet 22 / 45/147
				Lagunitas Brewing Company			
		version/	02	SFT_RIG0_201301 03/01018			

KRONES

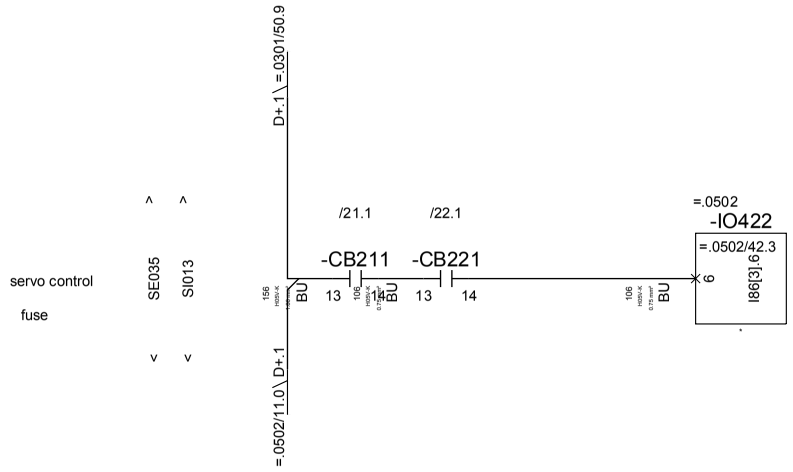

ST014# 24V DC
control voltage 24V DC

date	15.04.2013	machine type	rinser	fuse	equi. K563D13	+SK1	=RI1.0302
eng.	Krupka						
CAD	Krupka	machine model	Moduljet	client	K563D13-001	STR	sheet 50 46/147
				Lagunitas Brewing Company			
		version/	02	SFT_RIG0_201301 03/01018			

KRONES

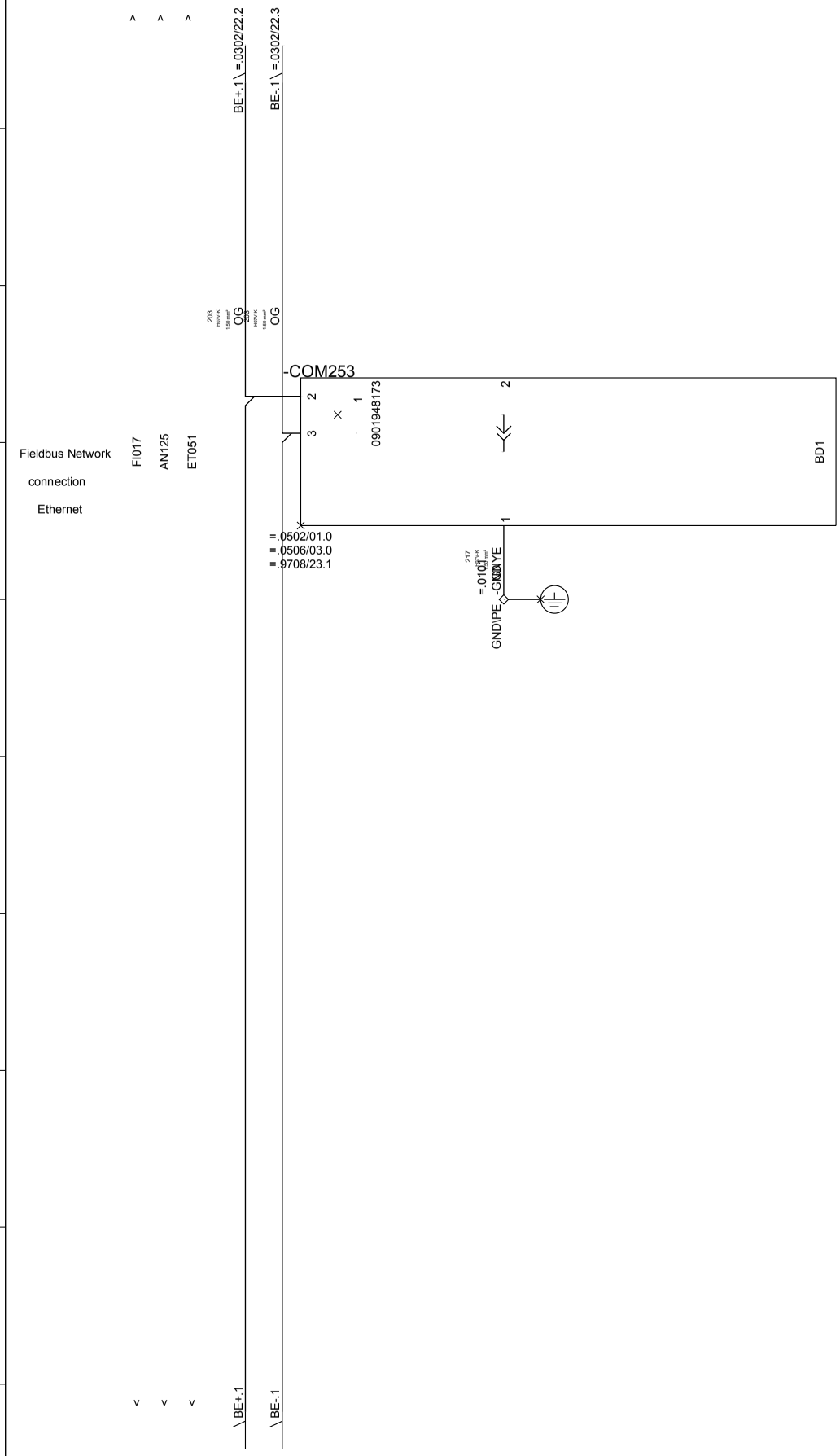

SP077
PLC overview

date	15.04.2013	machine type	rinser	Fieldbus Network	equi. K563D13	+SK1	=RI1.0501
eng.	Krupka						
CAD	Krupka	machine model	Moduljet	client	K563D13-001	STR	sheet 25 / 47/147
				Lagunitas Brewing Company			
		version/	02	SFT_RIG0_201301 05/01010			

KRONES

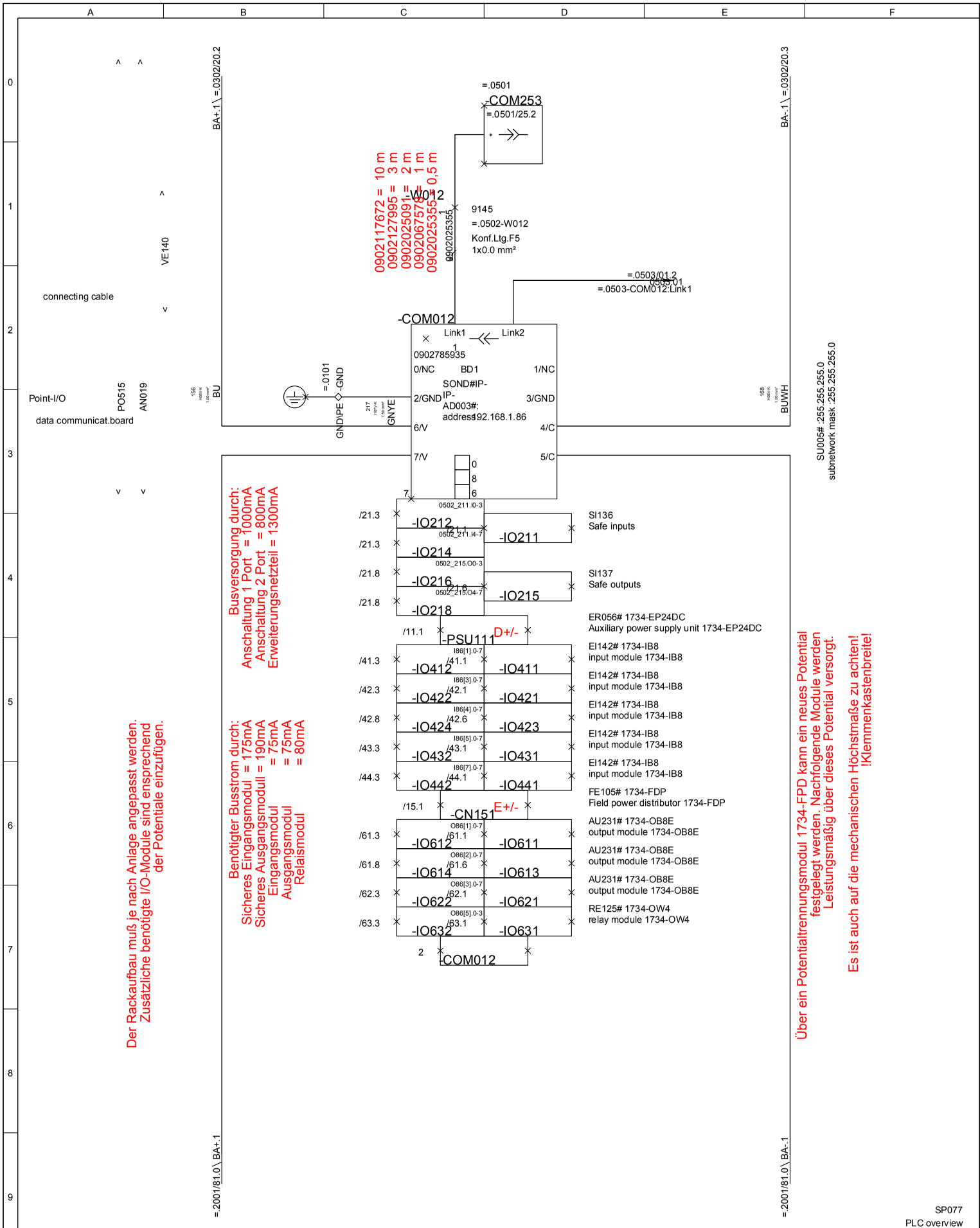

date	15.04.2013	machine type	rinser	data communicat.board	equi. K563D13	+SK1	=RI1.0502
eng.	Krupka						
CAD	Krupka	machine model	Moduljet	client	K563D13-001	STR	sheet 01
				Lagunitas Brewing Company			48/147
		version/	02	SFT_RIG0_201301 05/01020			

KRONES

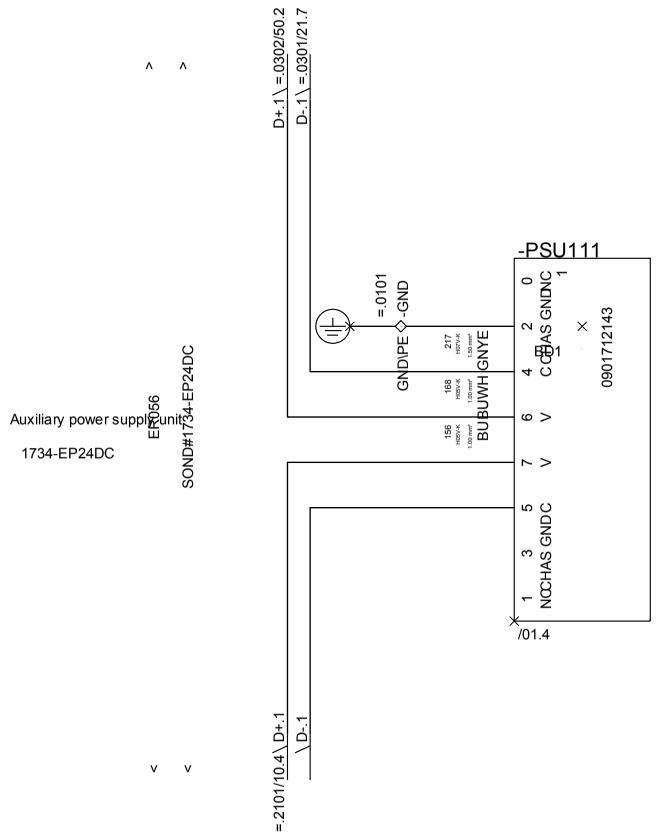

SP077
PLC overview

date	15.04.2013	machine type	rinser	Feeder module	equi. K563D13	+SK1	=RI1.0502
eng.	Krupka						
CAD	Krupka	machine model	Moduljet	client	K563D13-001	STR	sheet 11
				Lagunitas Brewing Company			49/147
		version/	02	SFT_RIG0_201301 05/01020			

KRONES

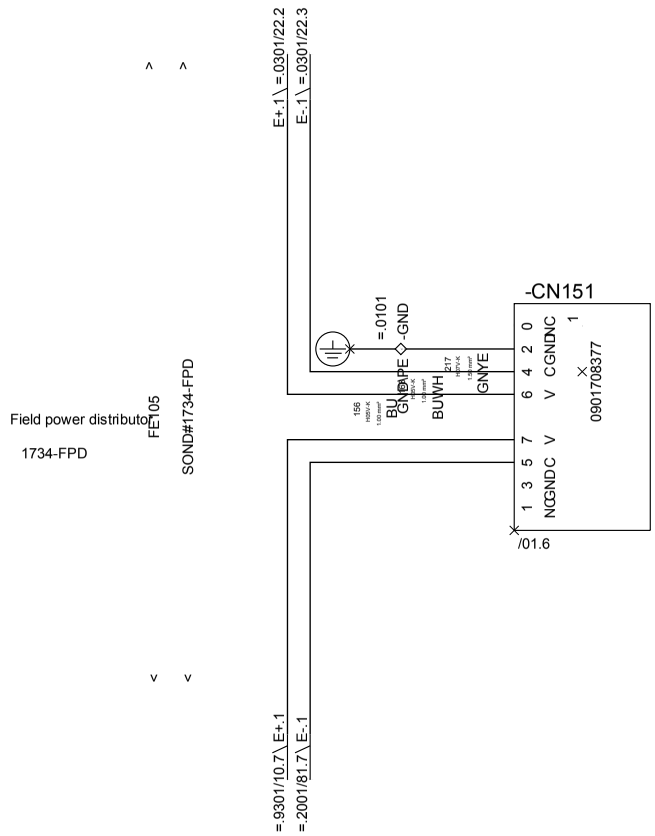

SP077
PLC overview

date	15.04.2013	machine type	rinser	Feeder module	equi. K563D13	+SK1	=RI1.0502
eng.	Krupka						
CAD	Krupka	machine model	Moduljet	client	K563D13-001	STR	sheet 15
				Lagunitas Brewing Company			50/147
		version/	02	SFT_RIG0_201301 05/01020			

KRONES

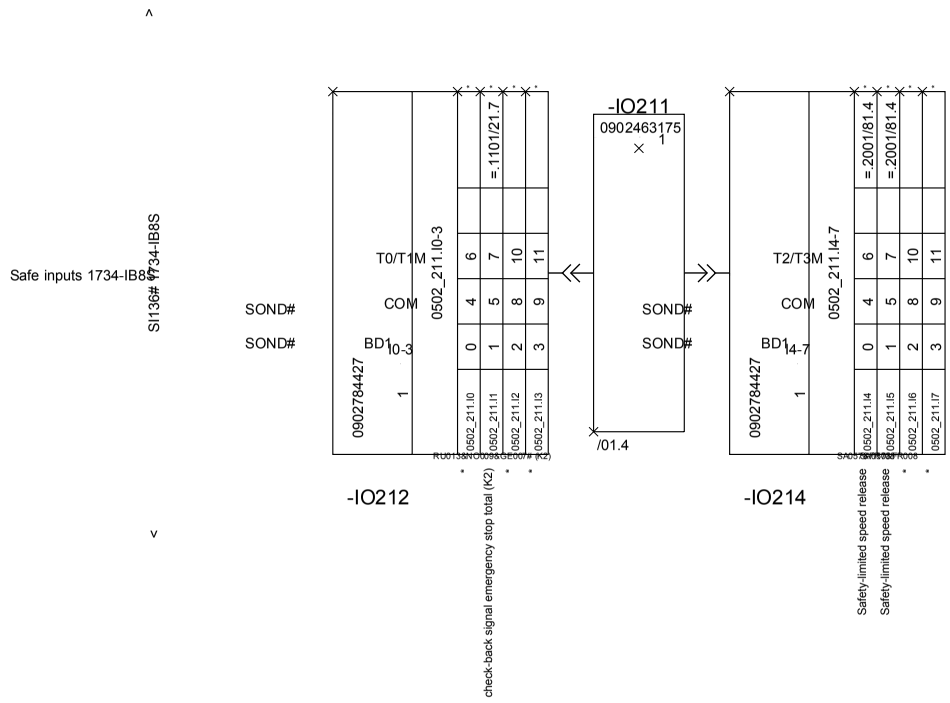

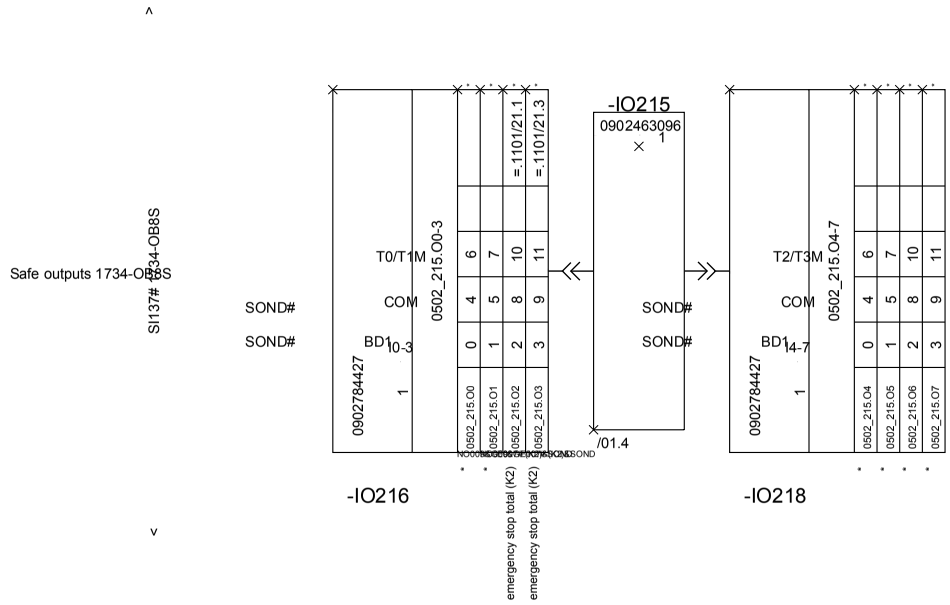

SP077
PLC overview

date	15.04.2013	machine type	rinser	inp./outp.board assign.	equi. K563D13	+SK1	=RI1.0502
eng.	Krupka						
CAD	Krupka	machine model	Moduljet	client	K563D13-001	STR	sheet 21
				Lagunitas Brewing Company			51/147
		version/	02	SFT_RIG0_201301 05/01020			

KRONES

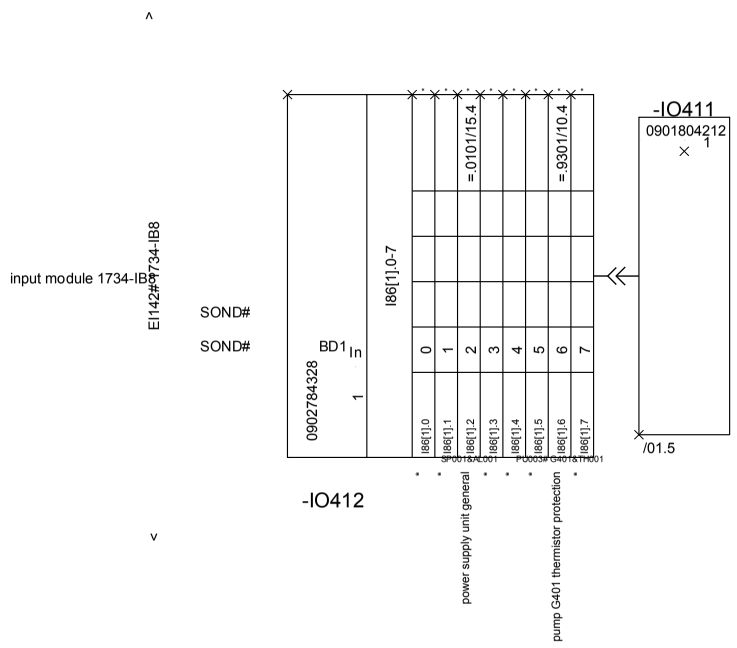

SP077
PLC overview

date	15.04.2013	machine type	rinser	inp./outp.board assign.	equi. K563D13	+SK1	=RI1.0502
eng.	Krupka						
CAD	Krupka	machine model	Moduljet	client	K563D13-001	STR	sheet 41 52/147
				Lagunitas Brewing Company			
		version/	02	SFT_RIG0_201301 05/01020			

KRONES

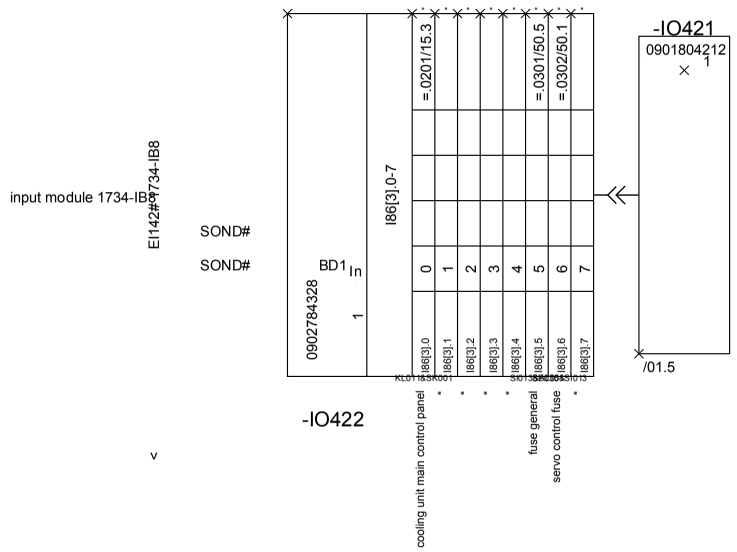

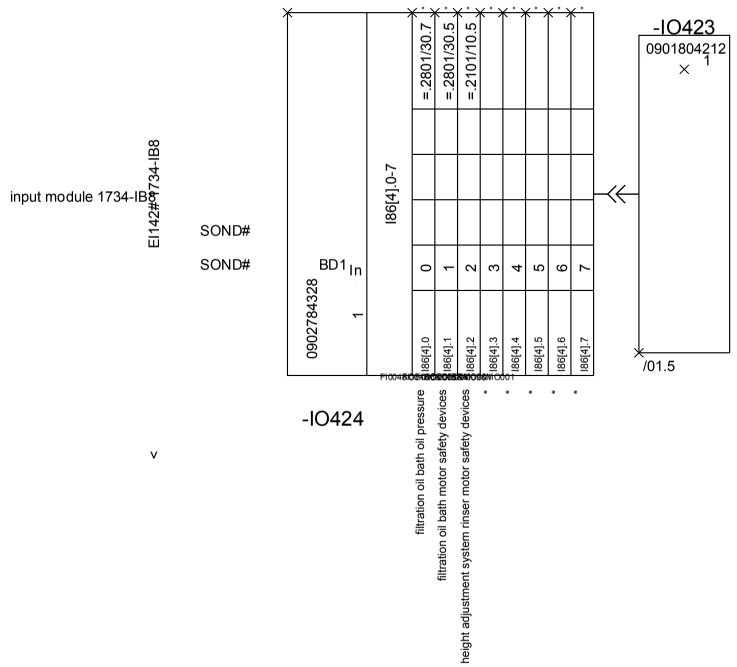

SP077
PLC overview

date	15.04.2013	machine type	rinser	inp./outp.board assign.	equi. K563D13	+SK1	=RI1.0502
eng.	Krupka						
CAD	Krupka	machine model	Moduljet	client	K563D13-001	STR	sheet 42
				Lagunitas Brewing Company			53/147
		version/	02	SFT_RIG0_201301 05/01020			

KRONES

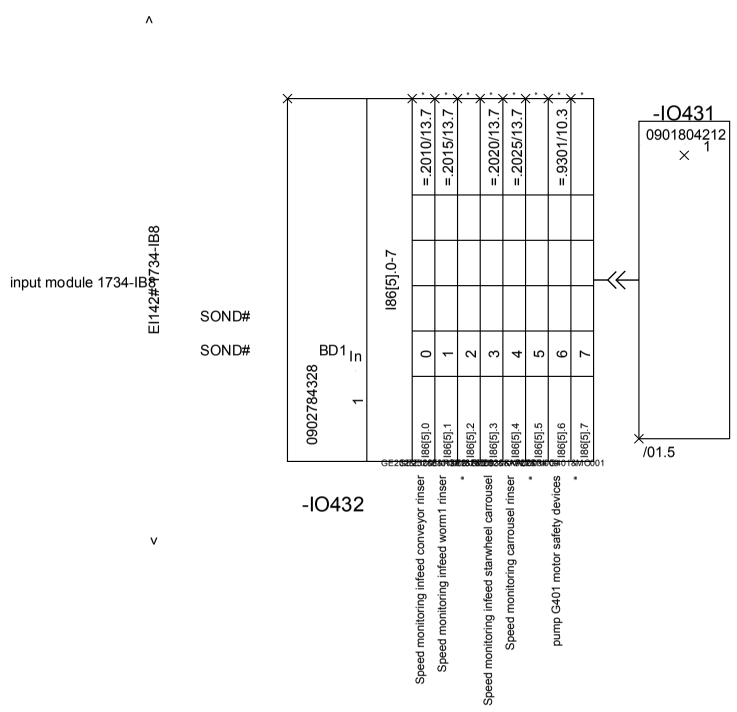

SP077
PLC overview

date	15.04.2013	machine type	rinser	inp./outp.board assign.	equi. K563D13	+SK1	=RI1.0502
eng.	Krupka						
CAD	Krupka	machine model	Moduljet	client	K563D13-001	STR	sheet 43 54/147
				Lagunitas Brewing Company			
		version/	02	SFT_RIG0_201301 05/01020			

KRONES

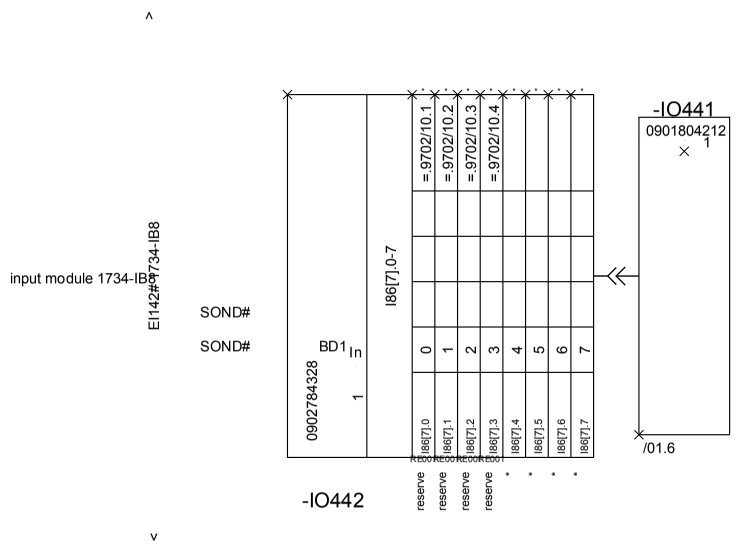

SP077
PLC overview

date	15.04.2013	machine type	rinser	inp./outp.board assign.	equi. K563D13	+SK1	=RI1.0502
eng.	Krupka						
CAD	Krupka	machine model	Moduljet	client	K563D13-001	STR	sheet 44 55/147
				Lagunitas Brewing Company			
		version/	02	SFT_RIG0_201301 05/01020			

KRONES

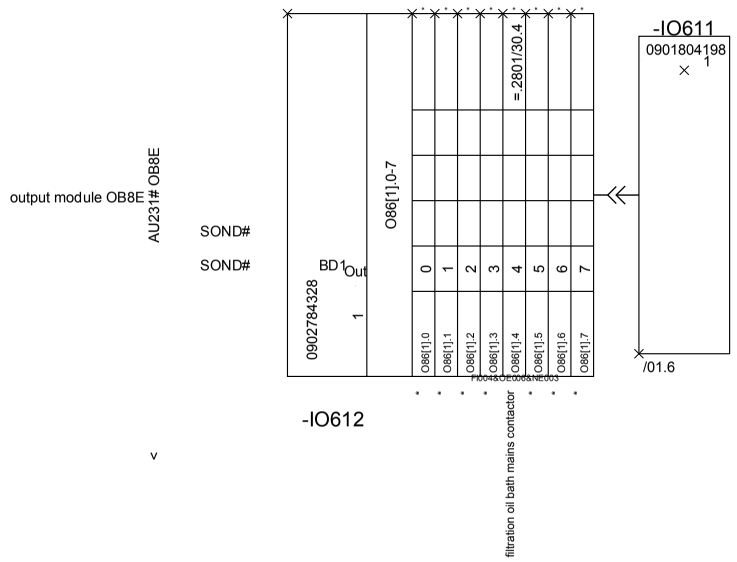

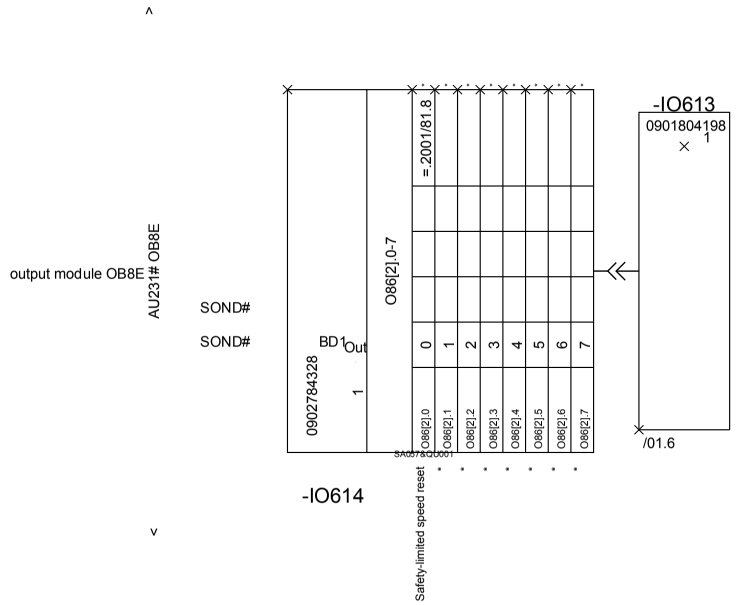

SP077
PLC overview

date	15.04.2013	machine type	rinser	inp./outp.board assign.	equi. K563D13	+SK1	=RI1.0502
eng.	Krupka						
CAD	Krupka	machine model	Moduljet	client	K563D13-001	STR	sheet 61 / 56/147
				Lagunitas Brewing Company			
		version/	02	SFT_RIG0_201301 05/01020			

KRONES

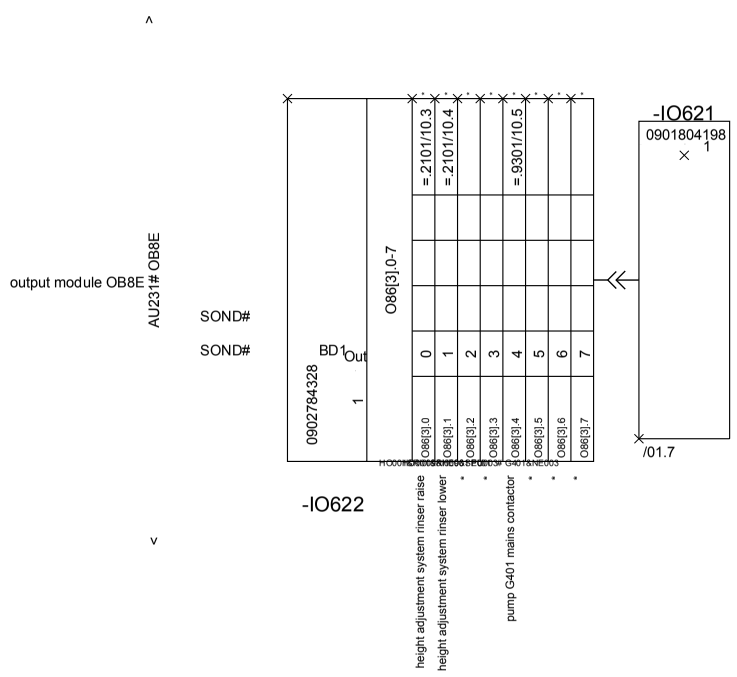

SP077
PLC overview

date	15.04.2013	machine type	rinser	inp./outp.board assign.	equi. K563D13	+SK1	=RI1.0502
eng.	Krupka						
CAD	Krupka	machine model	Moduljet	client	K563D13-001	STR	sheet 62
				Lagunitas Brewing Company			57/147
		version/	02	SFT_RIG0_201301 05/01020			

KRONES

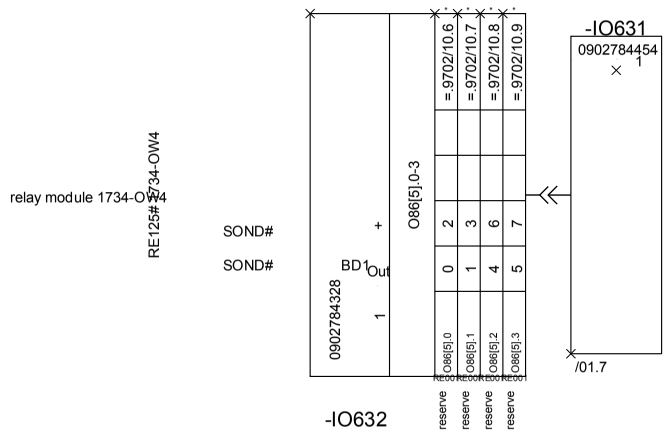

SP077
PLC overview

date	15.04.2013	machine type	rinser	inp./outp.board assign.	equi. K563D13	+SK1	=RI1.0502
eng.	Krupka						
CAD	Krupka	machine model	Moduljet	client	K563D13-001	STR	sheet 63 58/147
				Lagunitas Brewing Company			
		version/	02	SFT_RIG0_201301 05/01020			

KRONES

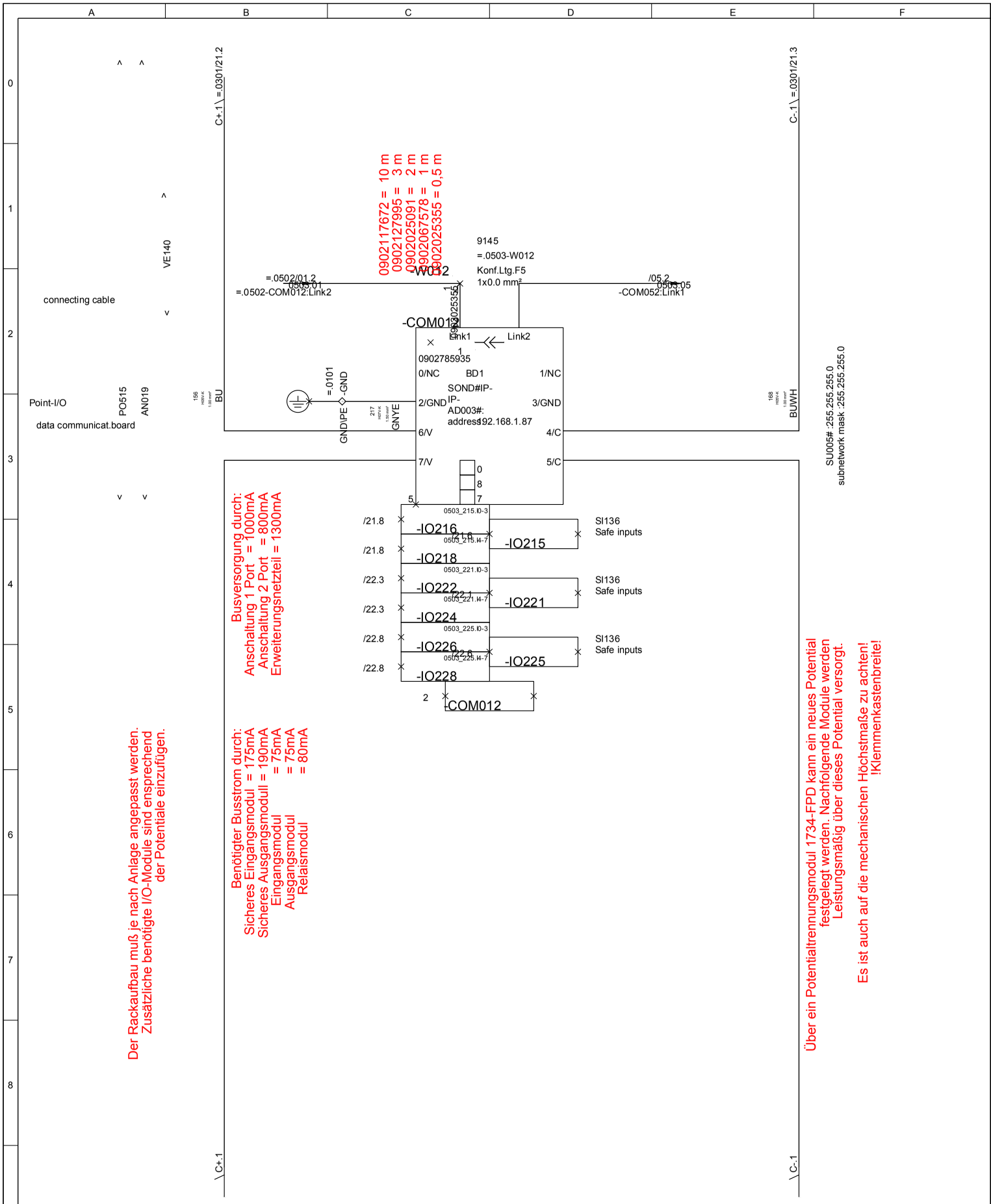

SP077
PLC overview

date	15.04.2013	machine type	rinser	data communicat.board	equi. K563D13	+SK1	=RI1.0503
eng.	Krupka						
CAD	Krupka	machine model	Moduljet	client	K563D13-001	STR	sheet 01
				Lagunitas Brewing Company			59/147
		version/	02	SFT_RIG0_201301 05/01012			

KRONES

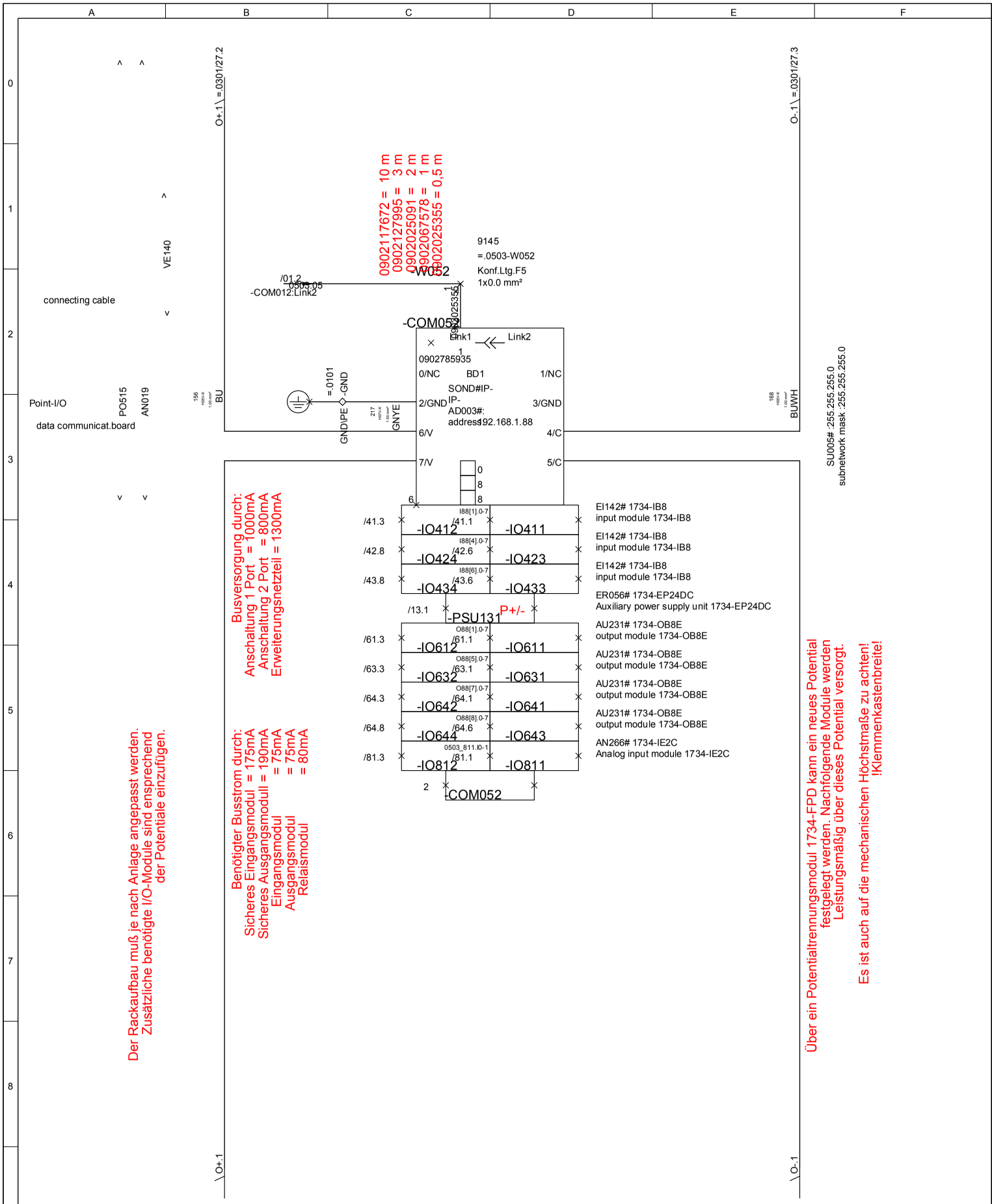

SP077
PLC overview

date	15.04.2013	machine type	rinser	data communicat.board	equi. K563D13	+SK1	=RI1.0503
eng.	Krupka						
CAD	Krupka	machine model	Moduljet	client	K563D13-001	STR	sheet 05
				Lagunitas Brewing Company			60/147
		version/	02	SFT_RIG0_201301 05/01012			

KRONES

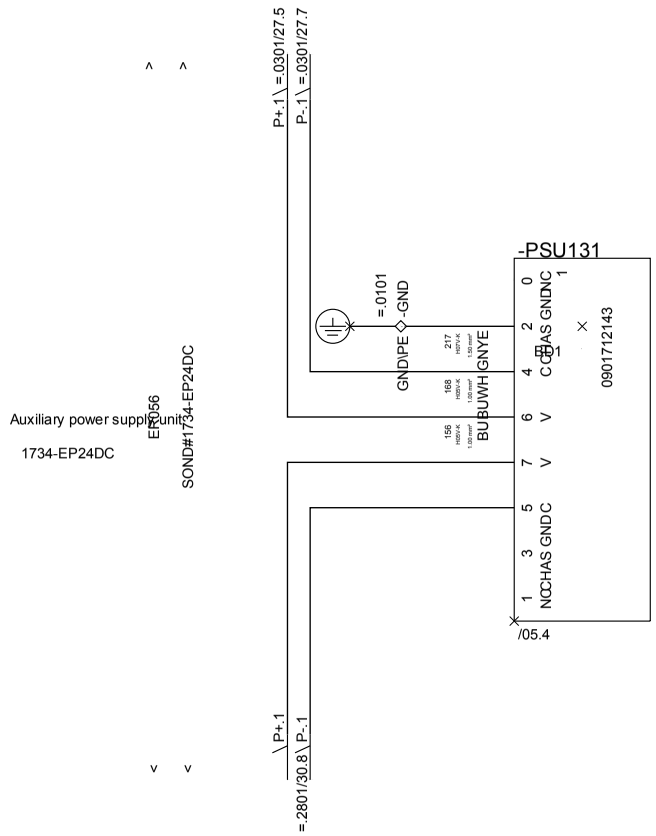

SP077
PLC overview

date	15.04.2013	machine type	rinser	Feeder module	equi. K563D13	+SK1	=RI1.0503
eng.	Krupka						
CAD	Krupka	machine model	Moduljet	client	K563D13-001	STR	sheet 13 / 61/147
				Lagunitas Brewing Company			
		version/	02	SFT_RIG0_201301 05/01012			

KRONES

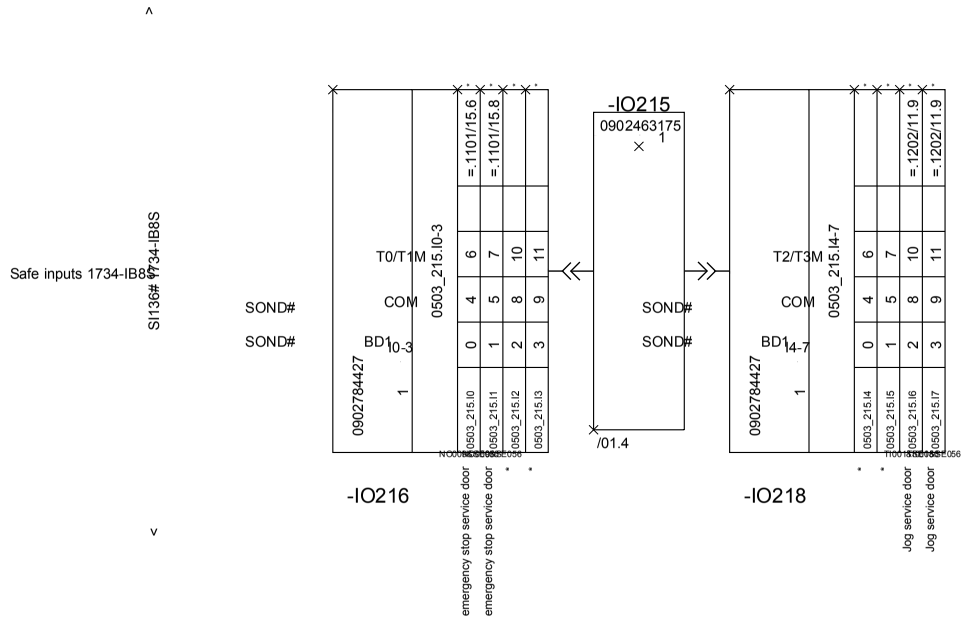

SP077
PLC overview

date	15.04.2013	machine type	rinser	inp./outp.board assign.	equi. K563D13	+SK1	=RI1.0503
eng.	Krupka						
CAD	Krupka	machine model	Moduljet	client	K563D13-001	STR	sheet 21 / 62/147
				Lagunitas Brewing Company			
		version/	02	SFT_RIG0_201301 05/01012			

KRONES

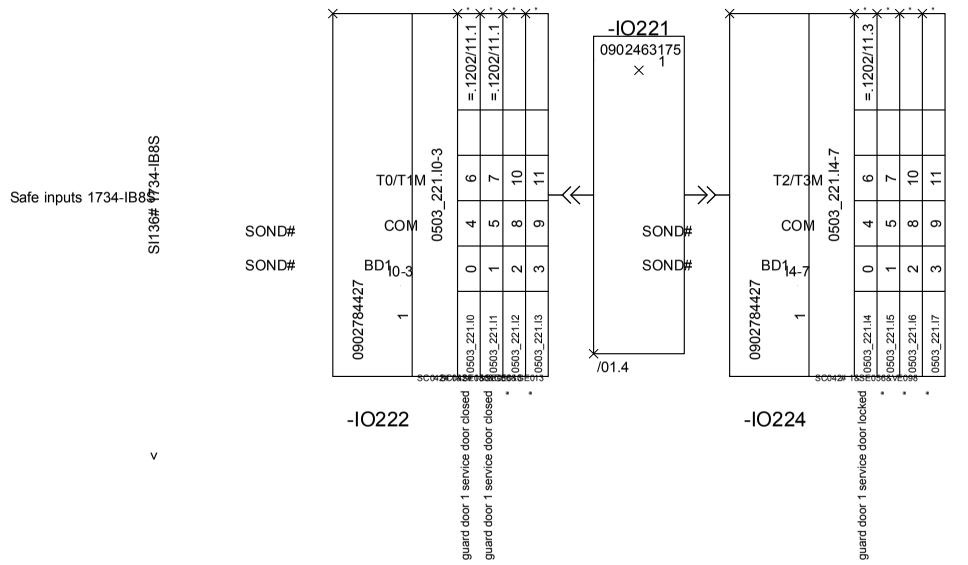

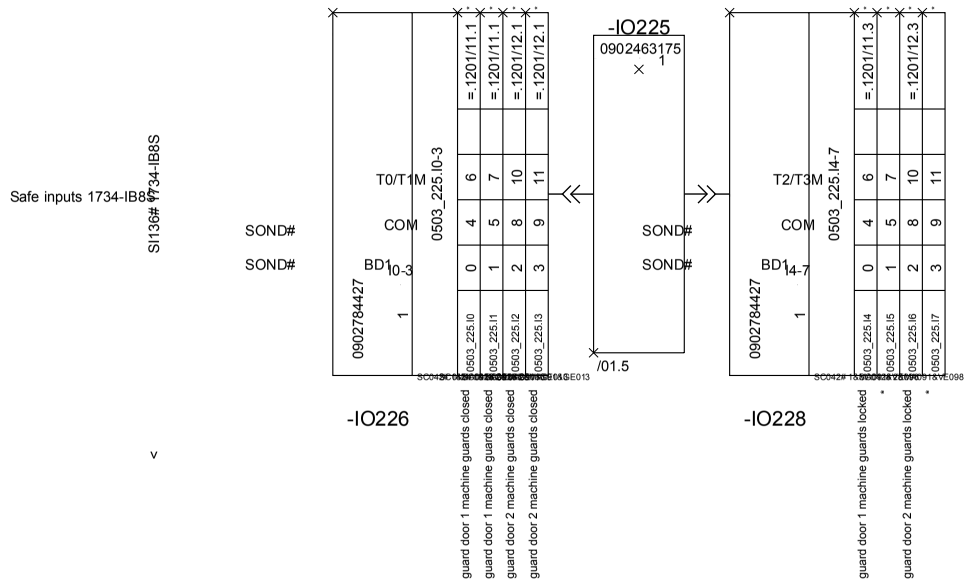

SP077
PLC overview

date	15.04.2013	machine type	rinser	inp./outp.board assign.	equi. K563D13	+SK1	=RI1.0503
eng.	Krupka						
CAD	Krupka	machine model	Moduljet	client	K563D13-001	STR	sheet 22 / 63/147
				Lagunitas Brewing Company			
		version/	02	SFT_RIG0_201301 05/01012			

KRONES

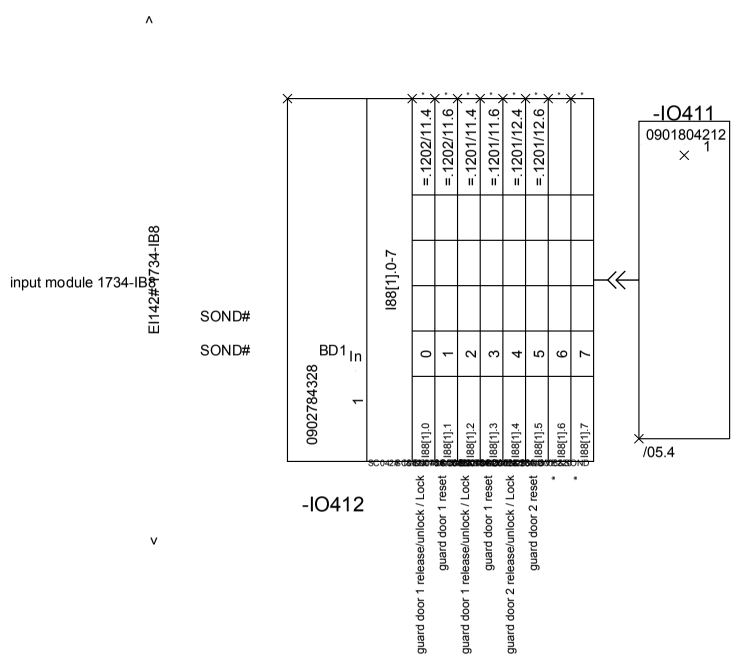

SP077
PLC overview

date	15.04.2013	machine type	rinser	inp./outp.board assign.	equi. K563D13	+SK1	=RI1.0503
eng.	Krupka						
CAD	Krupka	machine model	Moduljet	client	K563D13-001	STR	sheet 41 / 64/147
				Lagunitas Brewing Company			
		version/	02	SFT_RIG0_201301 05/01012			

KRONES

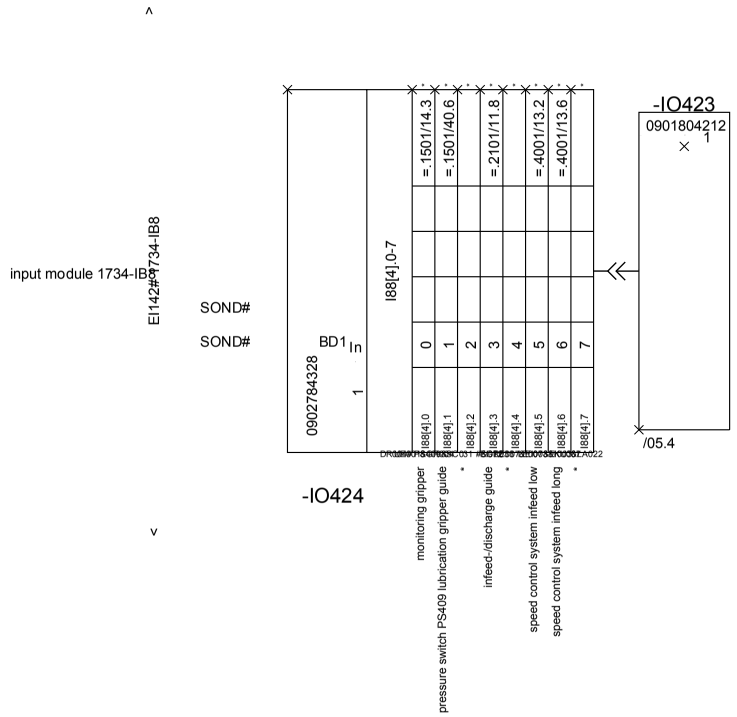

SP077
PLC overview

date	15.04.2013	machine type	rinser	inp./outp.board assign.	equi. K563D13	+SK1	=RI1.0503
eng.	Krupka						
CAD	Krupka	machine model	Moduljet	client	K563D13-001	STR	sheet 42 / 65/147
				Lagunitas Brewing Company			
		version/	02	SFT_RIG0_201301 05/01012			

KRONES

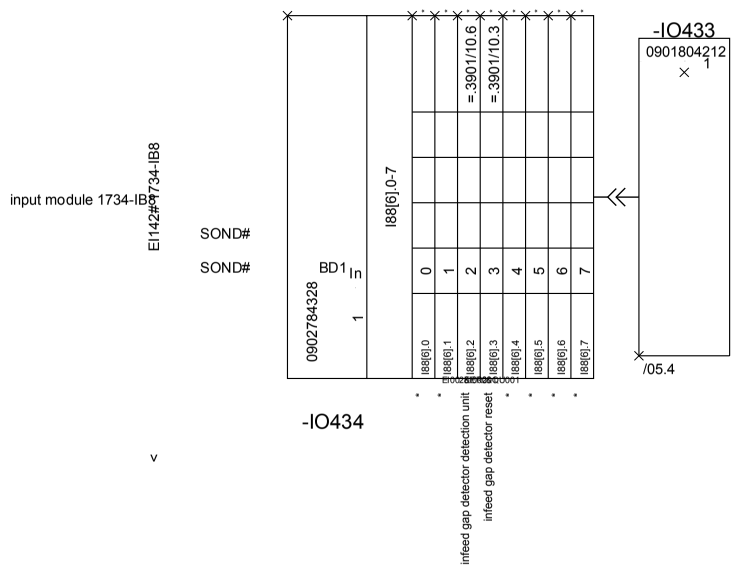

SP077
PLC overview

date	15.04.2013	machine type	rinser	inp./outp.board assign.	equi. K563D13	+SK1	=RI1.0503
eng.	Krupka						
CAD	Krupka	machine model	Moduljet	client	K563D13-001	STR	sheet 43 / 66/147
				Lagunitas Brewing Company			
		version/	02	SFT_RIG0_201301 05/01012			

KRONES

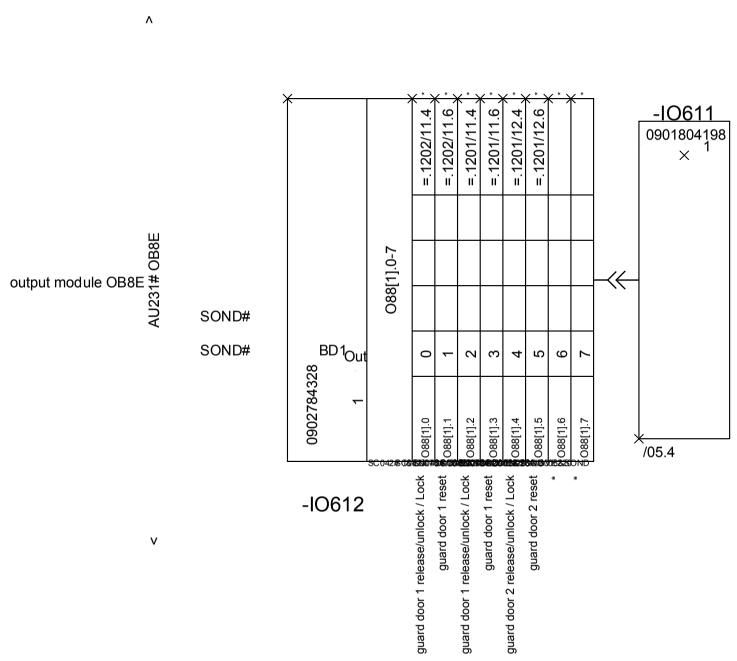

SP077
PLC overview

date	15.04.2013	machine type	rinser	inp./outp.board assign.	equi. K563D13	+SK1	=RI1.0503
eng.	Krupka						
CAD	Krupka	machine model	Moduljet	client	K563D13-001	STR	sheet 61 67/147
				Lagunitas Brewing Company			
		version/	02	SFT_RIG0_201301 05/01012			

KRONES

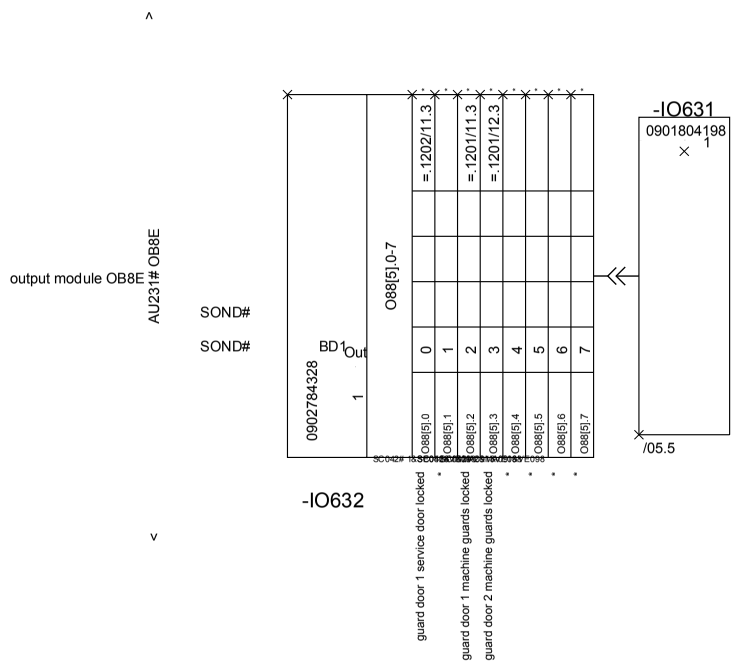

SP077
PLC overview

date	15.04.2013	machine type	rinser	inp./outp.board assign.	equi. K563D13	+SK1	=RI1.0503
eng.	Krupka						
CAD	Krupka	machine model	Moduljet	client	K563D13-001	STR	sheet 63
				Lagunitas Brewing Company			68/147
		version/	02	SFT_RIG0_201301 05/01012			

KRONES

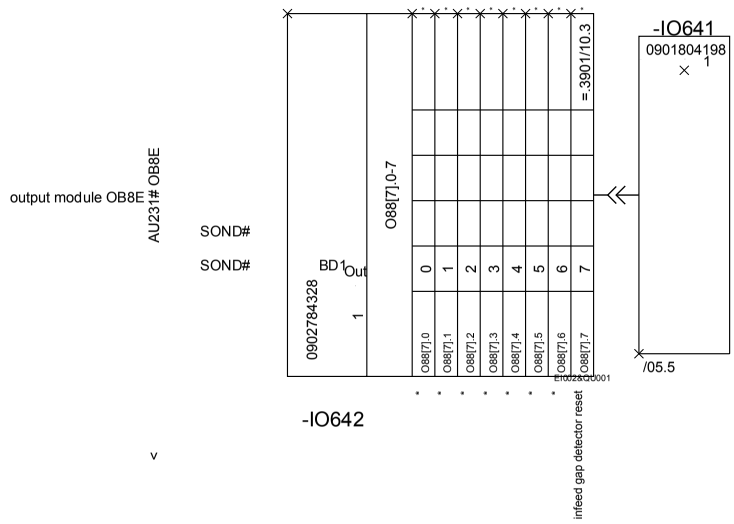

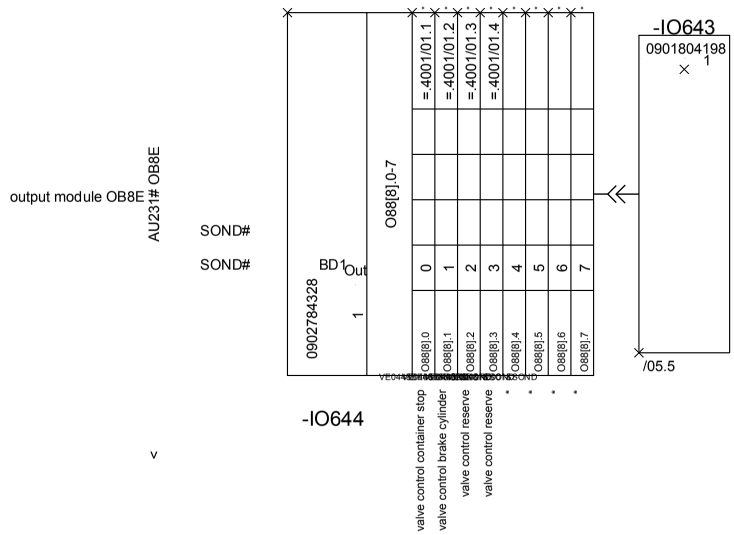

SP077
PLC overview

date	15.04.2013	machine type	rinser	inp./outp.board assign.	equi. K563D13	+SK1	=RI1.0503
eng.	Krupka						
CAD	Krupka	machine model	Moduljet	client	K563D13-001	STR	sheet 64 / 69/147
				Lagunitas Brewing Company			
		version/	02	SFT_RIG0_201301 05/01012			

KRONES

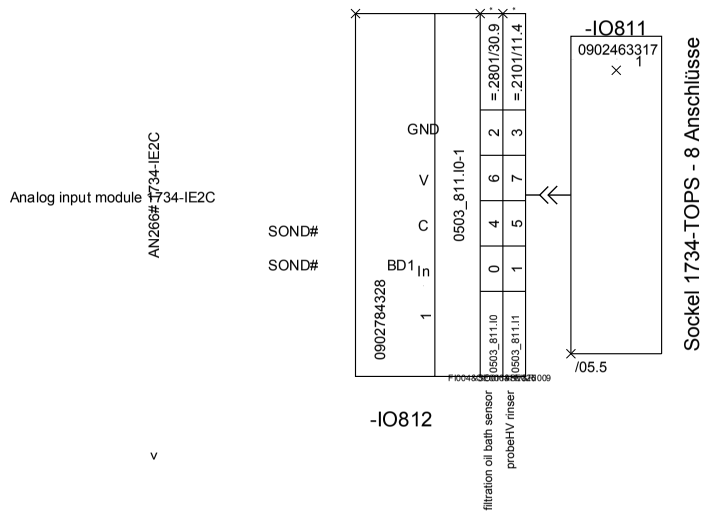

SP077
PLC overview

date	15.04.2013	machine type	rinser	inp./outp.board assign.	equi. K563D13	+SK1	=RI1.0503
eng.	Krupka						
CAD	Krupka	machine model	Moduljet	client	K563D13-001	STR	sheet 81
				Lagunitas Brewing Company			70/147
		version/	02	SFT_RIG0_201301 05/01012			

KRONES

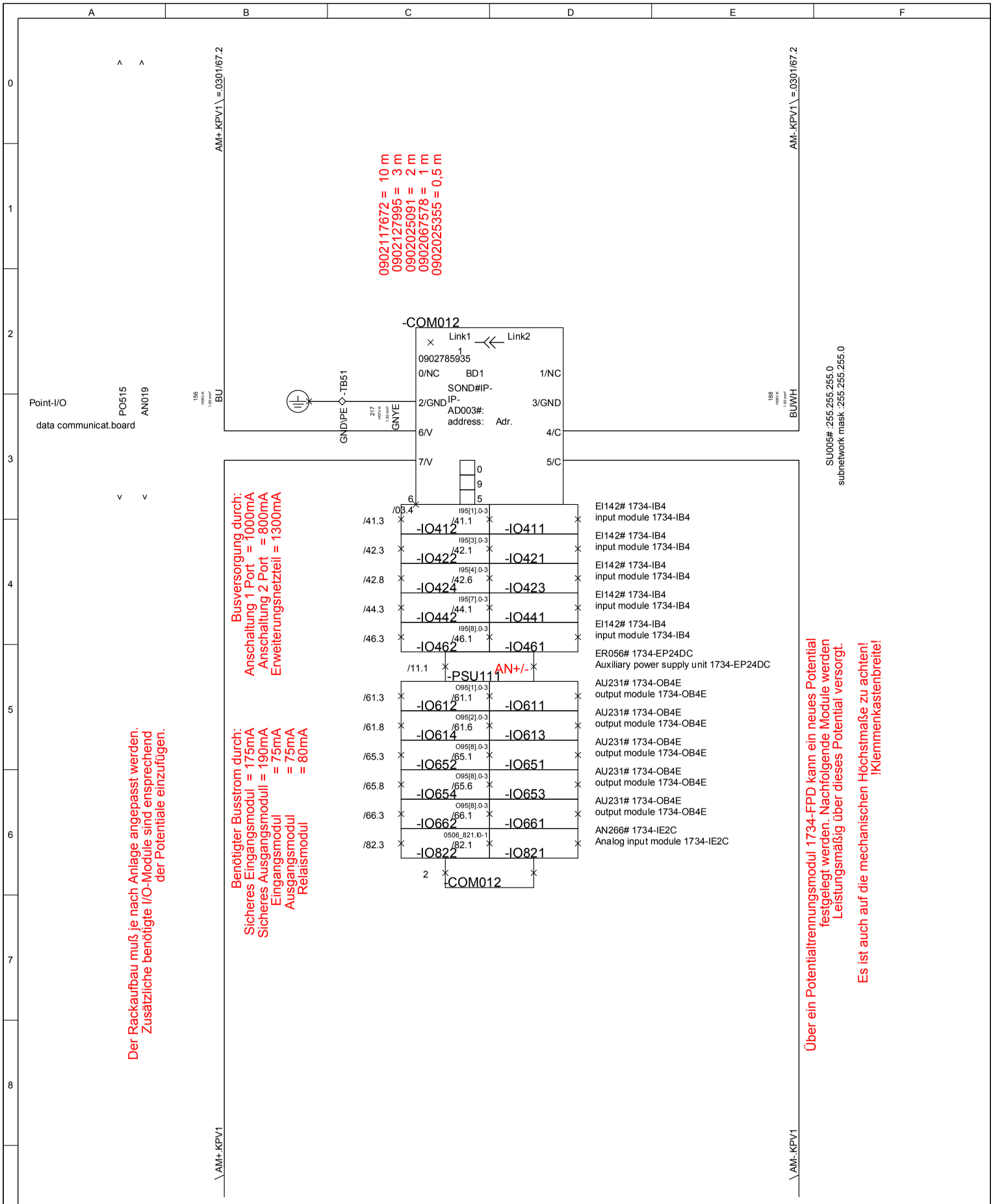

SP077
PLC overview

date	15.04.2013	machine type	rinser	data communicat.board	equi. K563D13	+KPV1	=RI1.0506
eng.	Krupka						
CAD	Krupka	machine model	Moduljet	client	K563D13-001	STR	sheet 01
				Lagunitas Brewing Company			71/147
		version/	02	SFT_RIG0_201301 05/01061			

KRONES

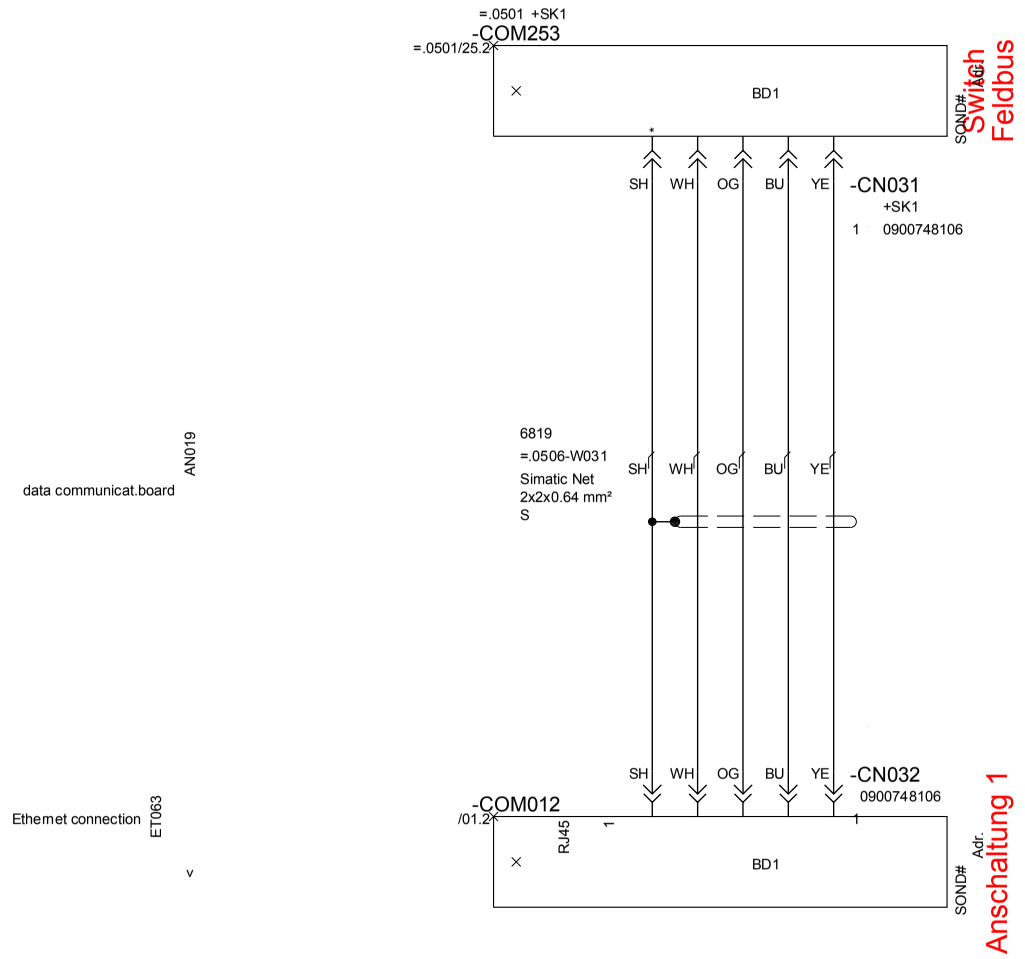

SP077
PLC overview

date	15.04.2013	machine type	rinser	Ethernet connection	equi. K563D13	+KPV1	=RI1.0506
eng.	Krupka						
CAD	Krupka	machine model	Moduljet	client	K563D13-001	STR	sheet 03
				Lagunitas Brewing Company			72/147
		version/	02	SFT_RIG0_201301 05/01061			

KRONES

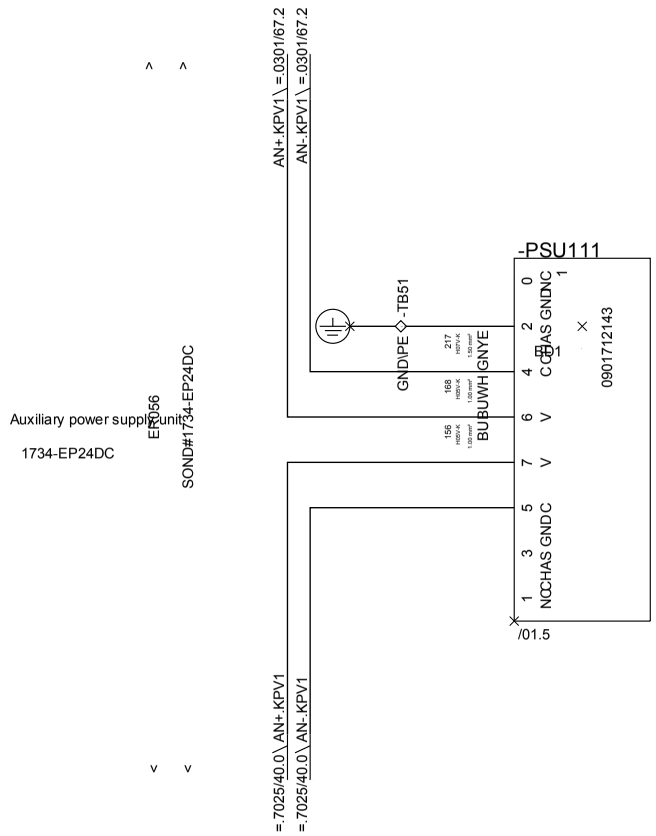

SP077
PLC overview

date	15.04.2013	machine type	rinser	Feeder module	equi. K563D13	+KPV1	=RI1.0506
eng.	Krupka						
CAD	Krupka	machine model	Moduljet	client	K563D13-001	STR	sheet 11
				Lagunitas Brewing Company			73/147
		version/	02	SFT_RIG0_201301 05/01061			

KRONES

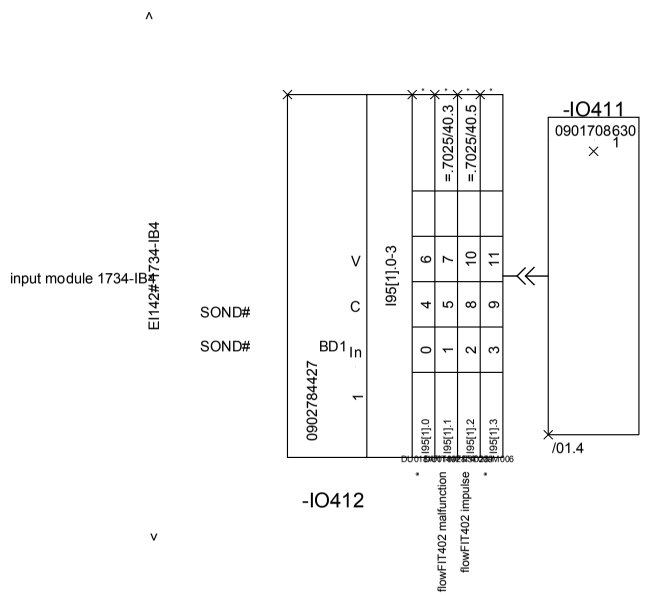

SP077
PLC overview

date	15.04.2013	machine type	rinser	inp./outp.board assign.	equi. K563D13	+KPV1	=RI1.0506
eng.	Krupka						
CAD	Krupka	machine model	Moduljet	client	K563D13-001	STR	sheet 41 74/147
				Lagunitas Brewing Company			
		version/	02	SFT_RIG0_201301 05/01061			

KRONES

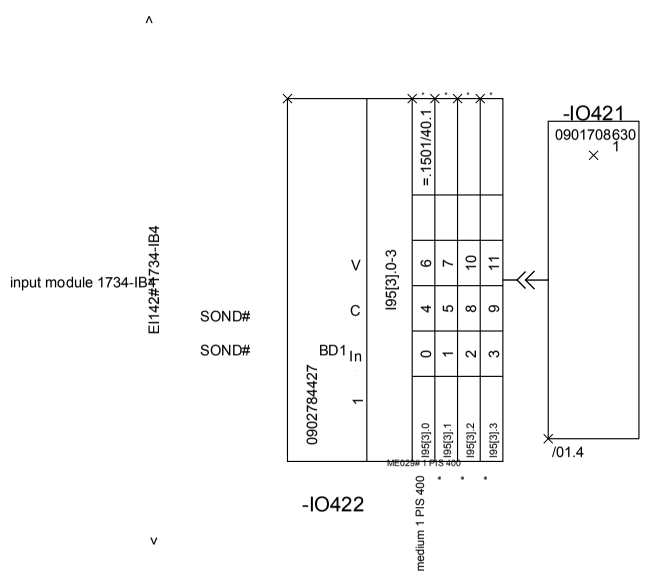

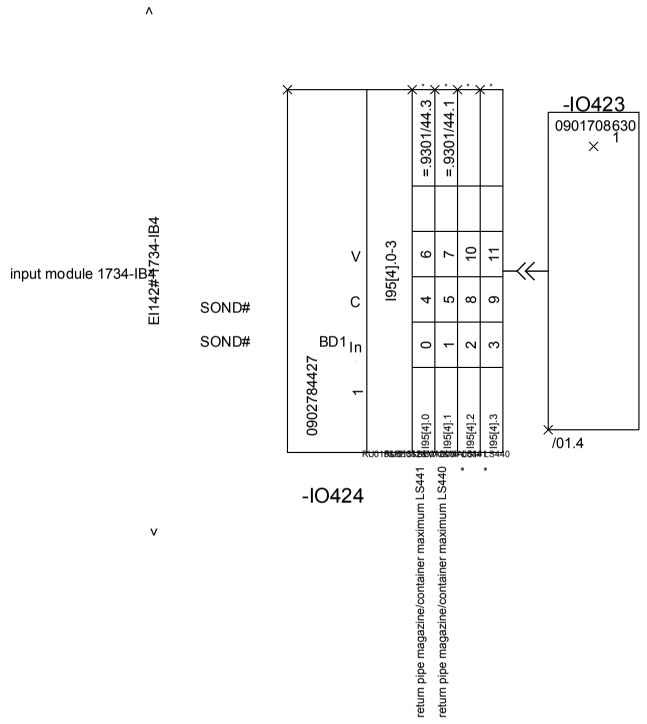

SP077
PLC overview

date	15.04.2013	machine type	rinser	inp./outp.board assign.	equi. K563D13	+KPV1	=RI1.0506
eng.	Krupka						
CAD	Krupka	machine model	Moduljet	client	K563D13-001	STR	sheet 42 / 75/147
				Lagunitas Brewing Company			
		version/	02	SFT_RIG0_201301 05/01061			

KRONES

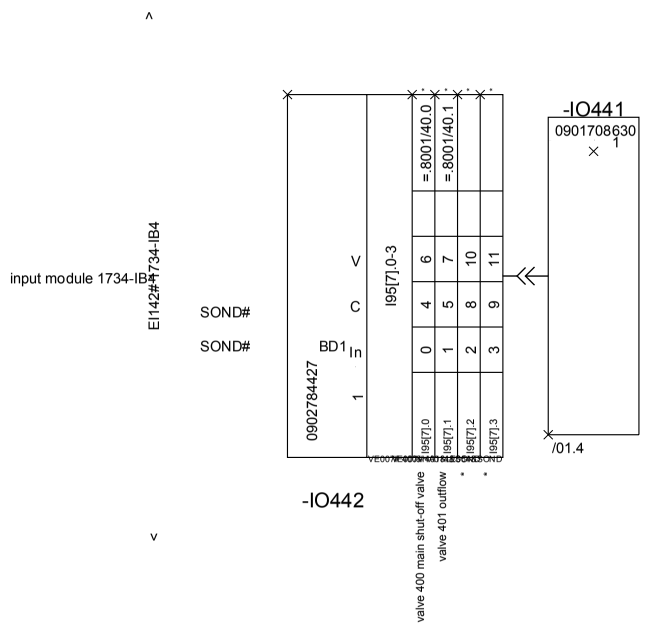

SP077
PLC overview

date	15.04.2013	machine type	rinser	inp./outp.board assign.	equi. K563D13	+KPV1	=RI1.0506
eng.	Krupka						
CAD	Krupka	machine model	Moduljet	client	K563D13-001	STR	sheet 44 / 76/147
				Lagunitas Brewing Company			
		version/	02	SFT_RIG0_201301 05/01061			

KRONES

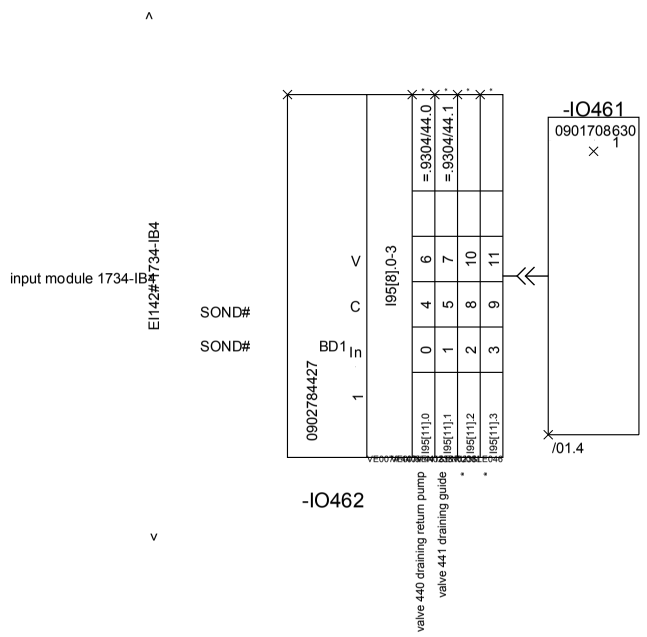

SP077
PLC overview

date	12.04.2013	machine type	rinser	inp./outp.board assign.	equi. K563D13	+KPV1	=RI1.0506
eng.	Krupka						
CAD	Krupka	machine model	Moduljet	client	K563D13-001	STR	sheet 46 77/147
		version/	02	Lagunitas Brewing Company			
				SFT_RIG0_201301 05/01061			

KRONES

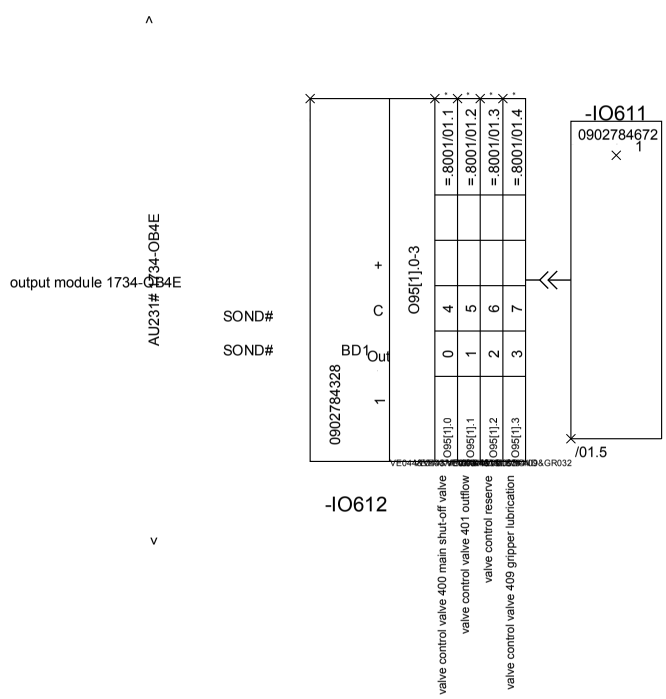

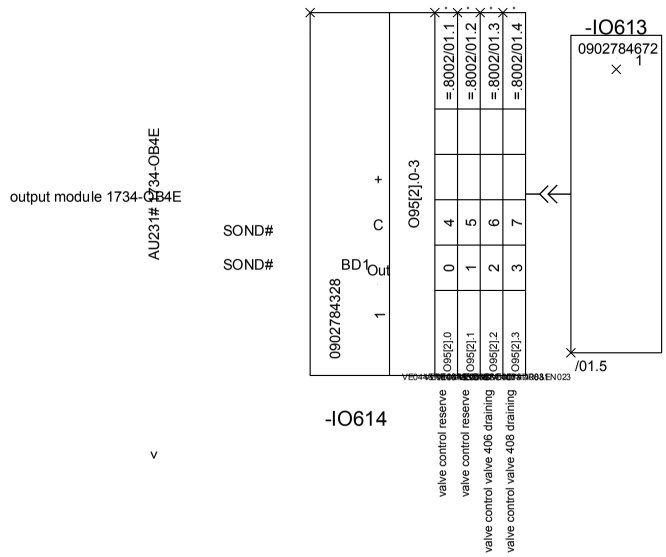

SP077
PLC overview

date	11.04.2013	machine type	rinser	inp./outp.board assign.	equi. K563D13	+KPV1	=RI1.0506
eng.	Krupka						
CAD	Krupka	machine model	Moduljet	client	K563D13-001	STR	sheet 61
				Lagunitas Brewing Company			78/147
		version/	02	SFT_RIG0_201301 05/01061			

KRONES

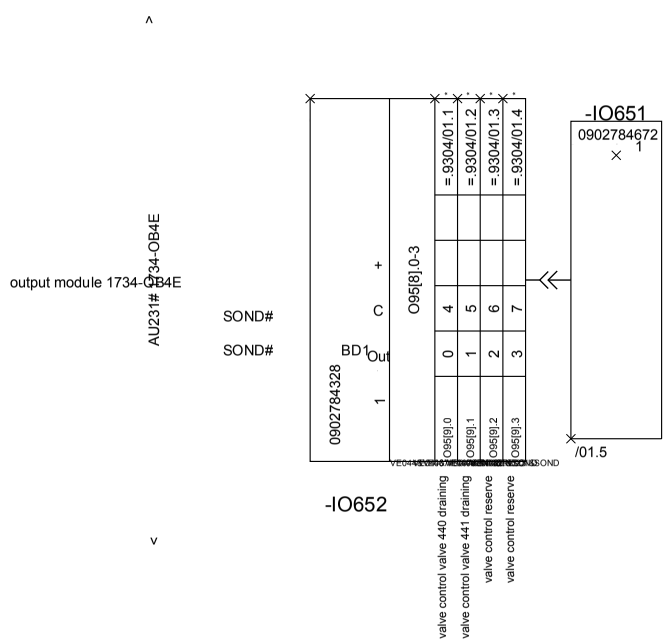

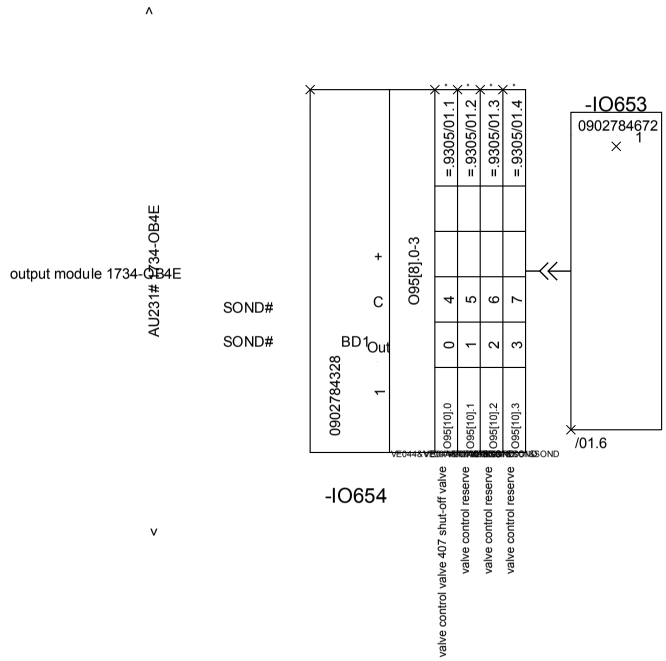

SP077
PLC overview

date	15.04.2013	machine type	rinser	inp./outp.board assign.	equi. K563D13	+KPV1	=RI1.0506
eng.	Krupka						
CAD	Krupka	machine model	Moduljet	client	K563D13-001	STR	sheet 65 / 79/147
				Lagunitas Brewing Company			
		version/	02	SFT_RIG0_201301 05/01061			

KRONES

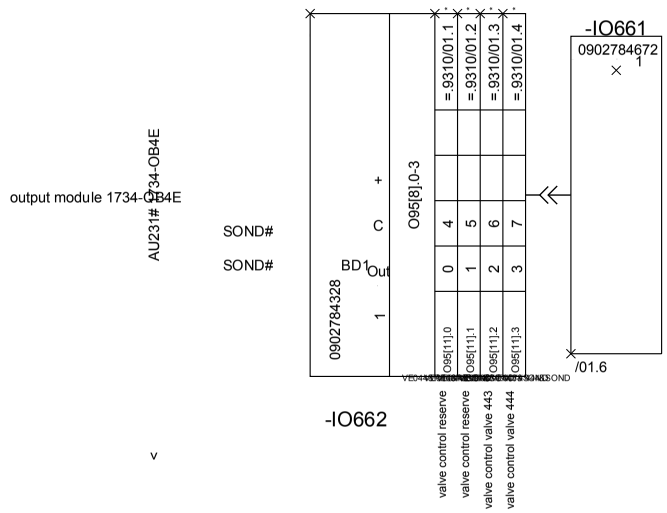

SP077
PLC overview

date	15.04.2013	machine type	rinser	inp./outp.board assign.	equi. K563D13	+KPV1	=RI1.0506
eng.	Krupka						
CAD	Krupka	machine model	Moduljet	client	K563D13-001	STR	sheet 66
				Lagunitas Brewing Company			80/147
		version/	02	SFT_RIG0_201301 05/01061			

KRONES

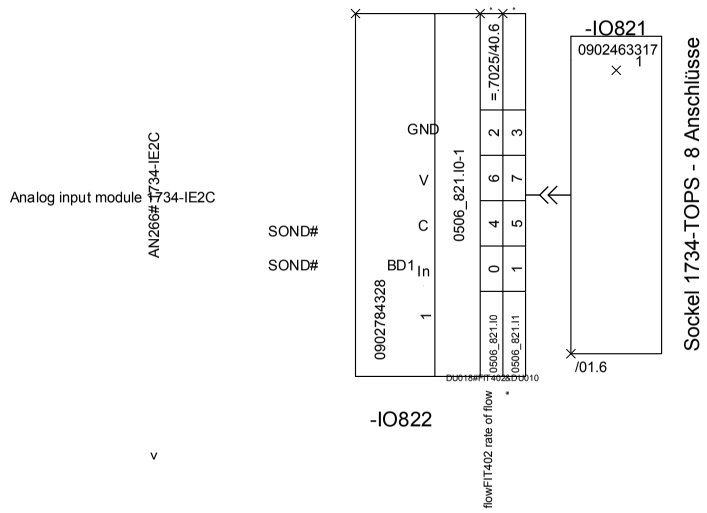

SP077
PLC overview

date	11.04.2013	machine type	rinser	inp./outp.board assign.	equi. K563D13	+KPV1	=RI1.0506
eng.	Krupka						
CAD	Krupka	machine model	Moduljet	client	K563D13-001	STR	sheet 82
				Lagunitas Brewing Company			81/147
		version/	02	SFT_RIG0_201301 05/01061			

KRONES

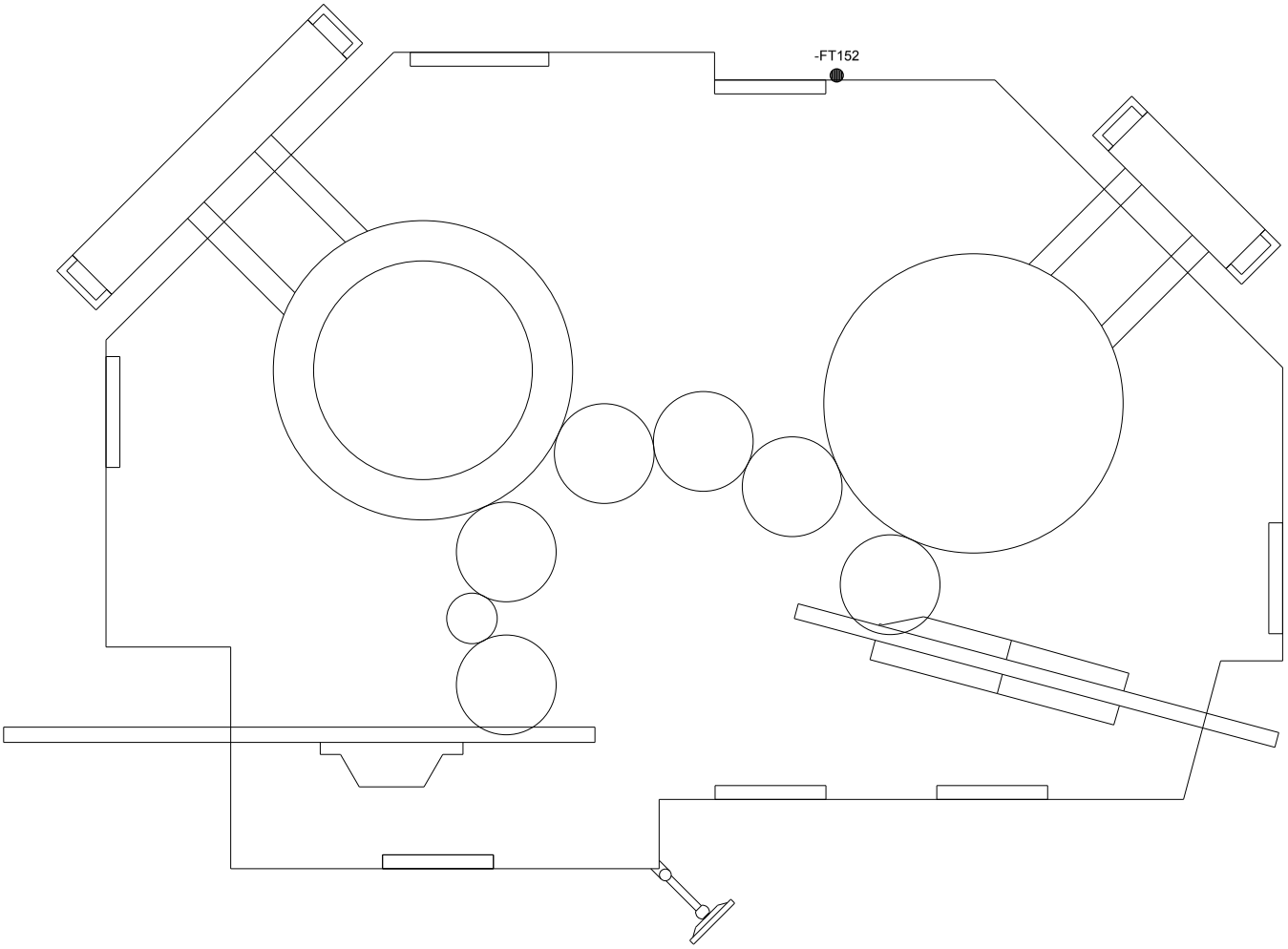

NO009&WA011
emergency stop maintenance enable

date	23.04.2013	machine type	rinser	overall view	equi. K563D13		=RI1.1101
eng.	Krupka						
CAD	Krupka	machine model	Moduljet	client	K563D13-001	DIA	sheet 01 82/147
		version/	02	Lagunitas Brewing Company			
				SFT_RIG0_201301 11/01021			

KRONES

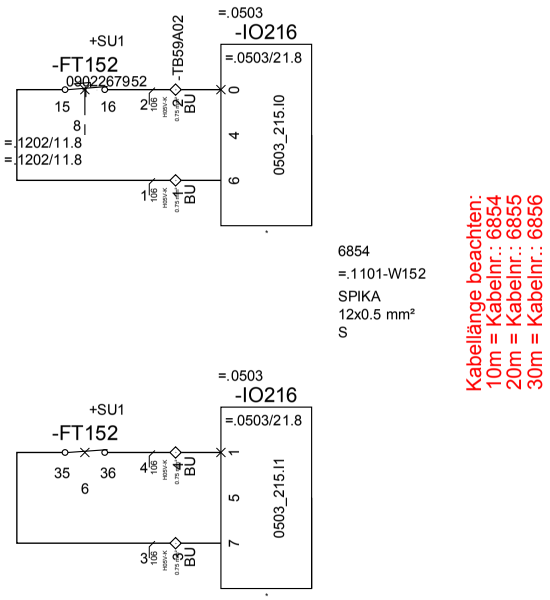

emergency stop NO009

service door SE056

6854
=.1101-W152
SPIKA
12x0.5 mm²
S

Kabellänge beachten:
10m = Kabelnr.: 6854
20m = Kabelnr.: 6855
30m = Kabelnr.: 6856

NO009&WA011
emergency stop maintenance enable

date	11.04.2013	machine type	rinser	EMERGENCY STOP switch	equi. K563D13	+SK1	=RI1.1101
eng.	Krupka						
CAD	Krupka	machine model	Moduljet	client	K563D13-001	STR	sheet 15 / 83/147
				Lagunitas Brewing Company			
		version/	02	SFT_RIG0_201301 11/01021			

KRONES

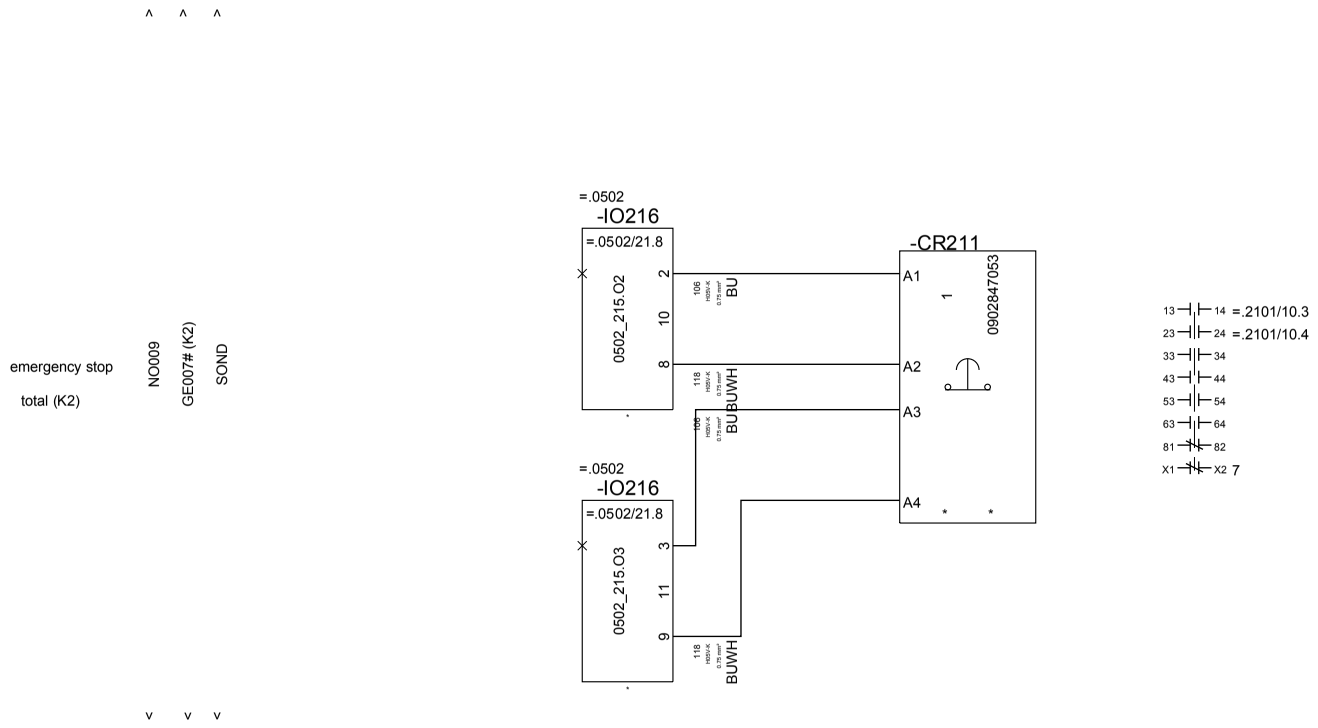

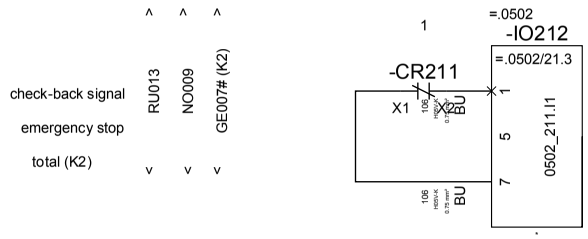

NO009&WA011
emergency stop maintenance enable

date	11.04.2013	machine type	rinser	emergency stop	equi. K563D13	+SK1	=RI1.1101
eng.	Krupka						
CAD	Krupka	machine model	Moduljet	client	K563D13-001	STR	sheet 21 / 84/147
				Lagunitas Brewing Company			
		version/	02	SFT_RIG0_201301 11/01021			

KRONES

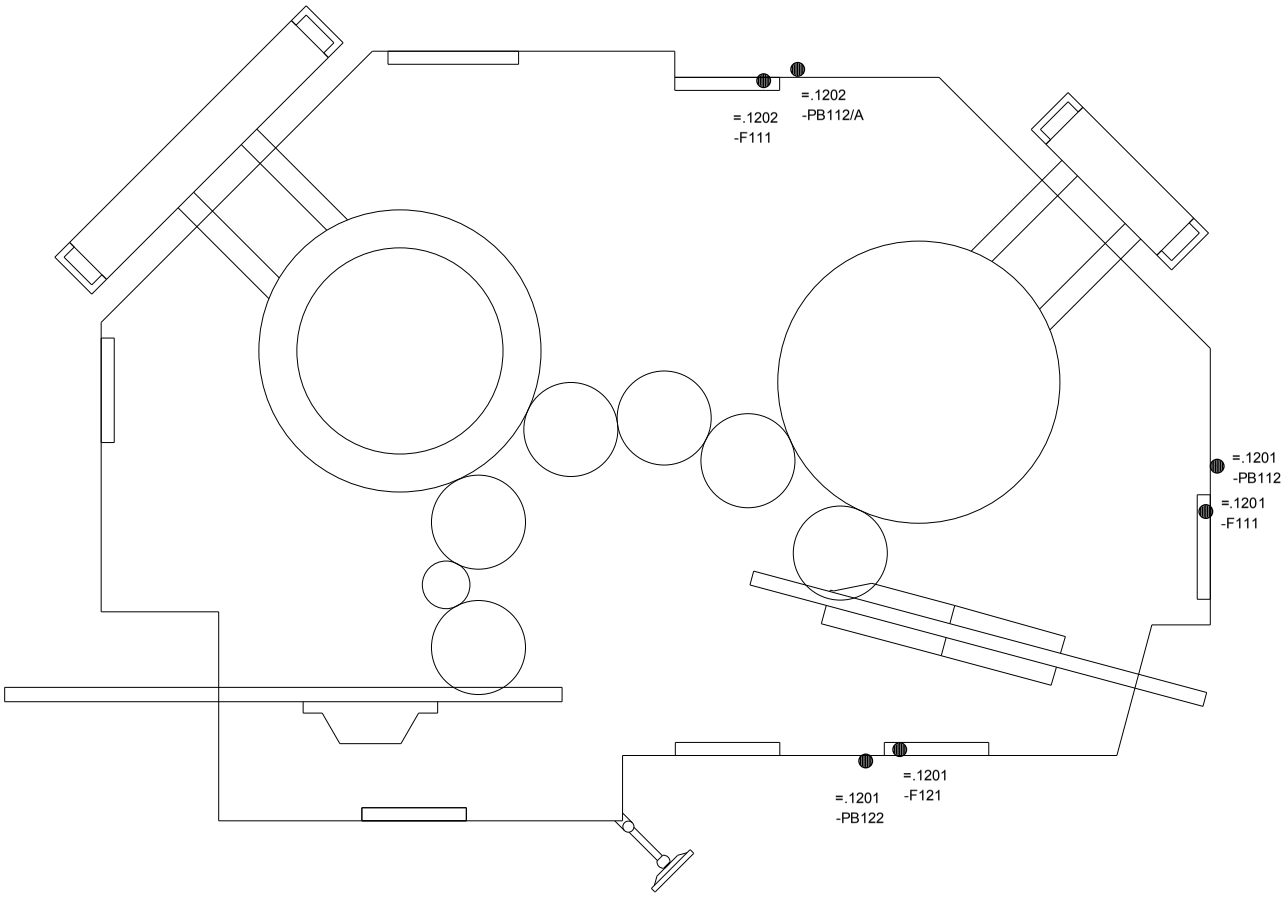

PE011
oper.safety guarding

date	23.08.2013	machine type	rinser	overall view	equi. K563D13		=RI1.1201
eng.	Krupka						
CAD	Skala	machine model	Moduljet	client	K563D13-001	DIA	sheet 01 85/147
		version/	02	Lagunitas Brewing Company			
				SFT_RIG0_201301 12/01111			

KRONES

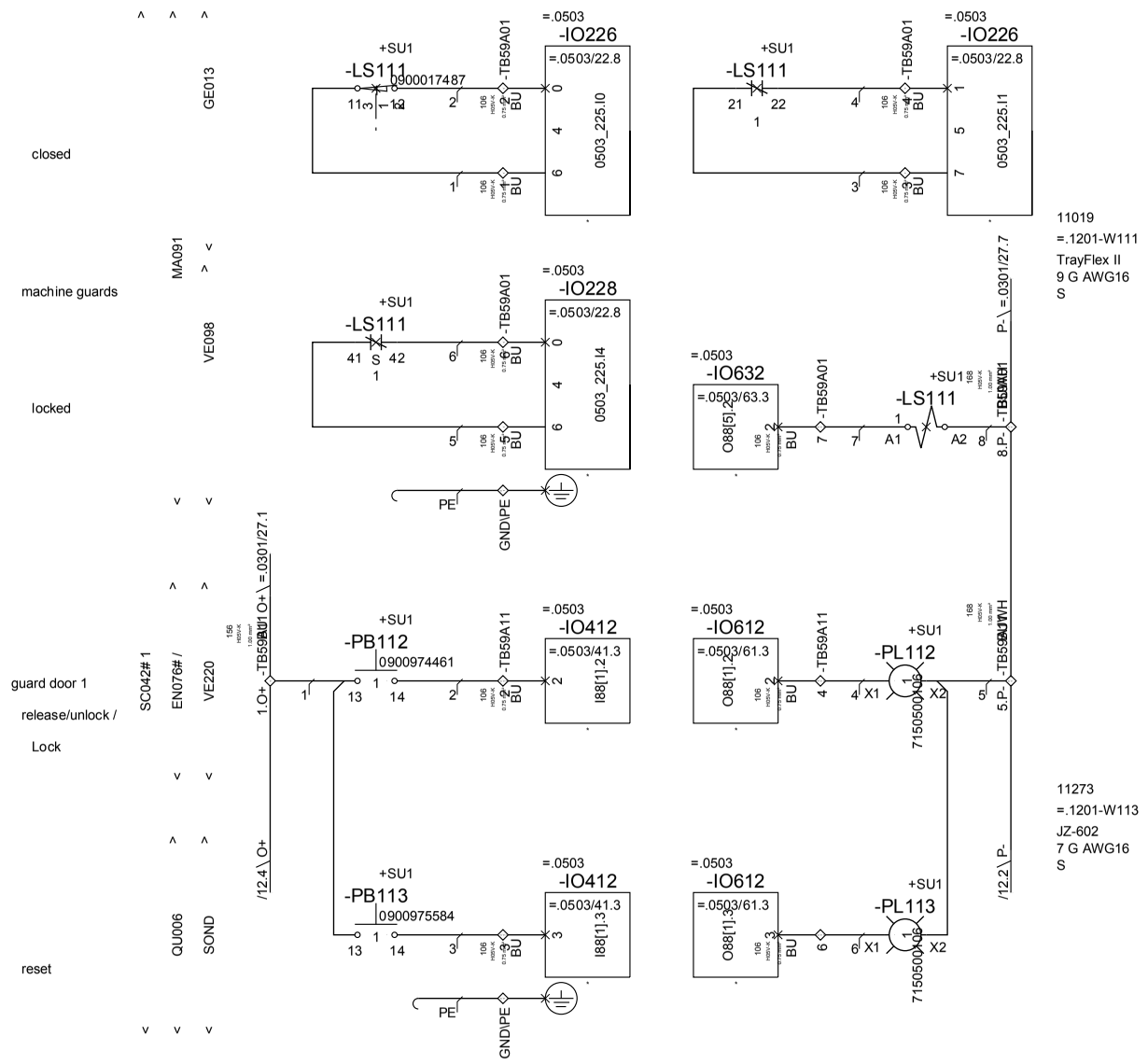

Kabellänge beachten:
10m = Kabelnr.: 6854
20m = Kabelnr.: 6855
30m = Kabelnr.: 6856

PE011
oper.safety guarding

date	11.04.2013	machine type	rinser	guard door 1	equi. K563D13	+SK1	=RI1.1201
eng.	Krupka						
CAD	Krupka	machine model	Moduljet	client	K563D13-001	STR	sheet 11 / 86/147
				Lagunitas Brewing Company			
		version/	02	SFT_RIG0_201301 12/01111			

KRONES

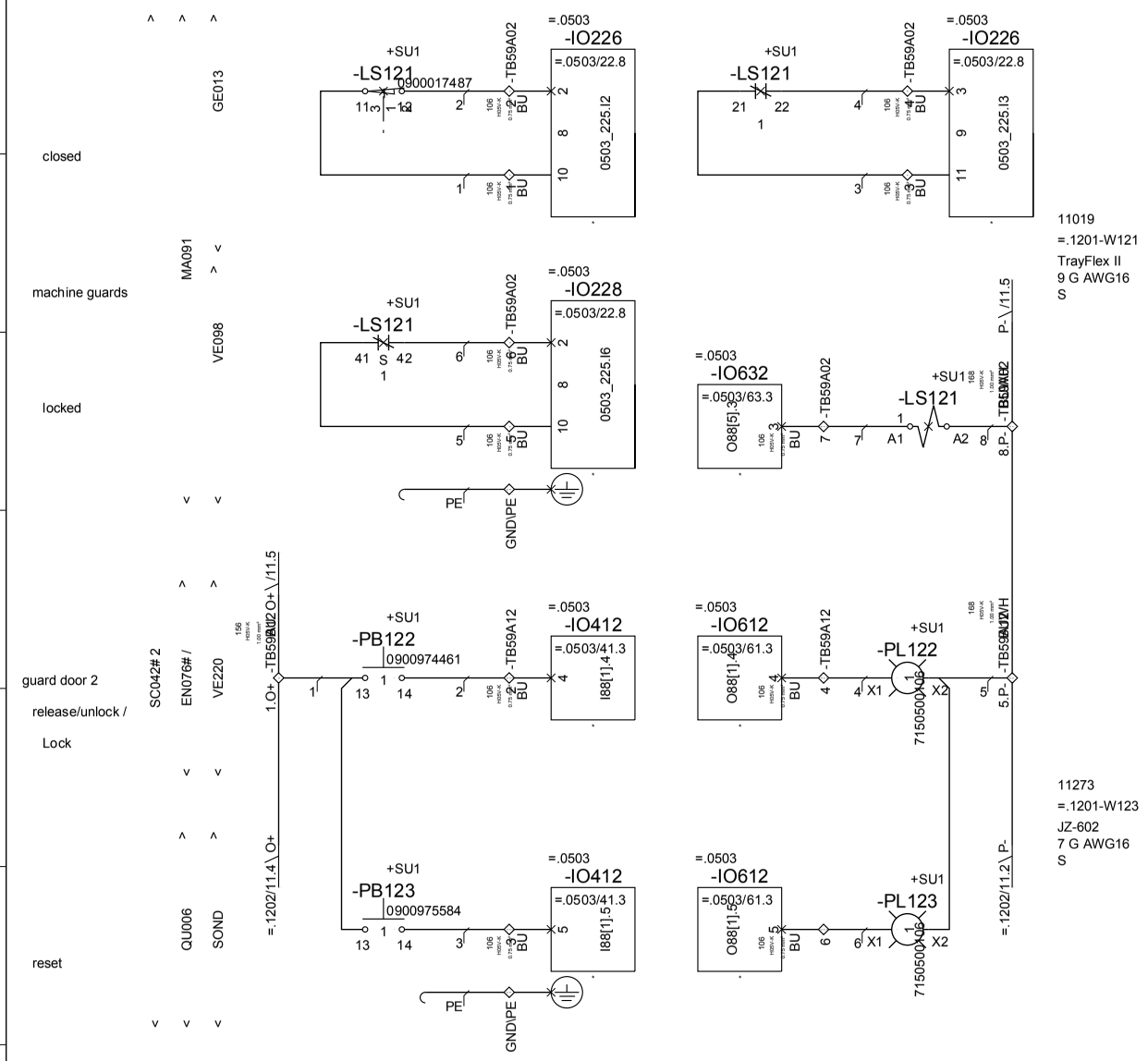

PE011
oper.safety guarding

date	11.04.2013	machine type	rinser	guard door 2	equi. K563D13	+SK1	=RI1.1201
eng.	Krupka						
CAD	Krupka	machine model	Moduljet	client	K563D13-001	STR	sheet 12 / 87/147
				Lagunitas Brewing Company			
		version/	02	SFT_RIG0_201301 12/01112			

KRONES

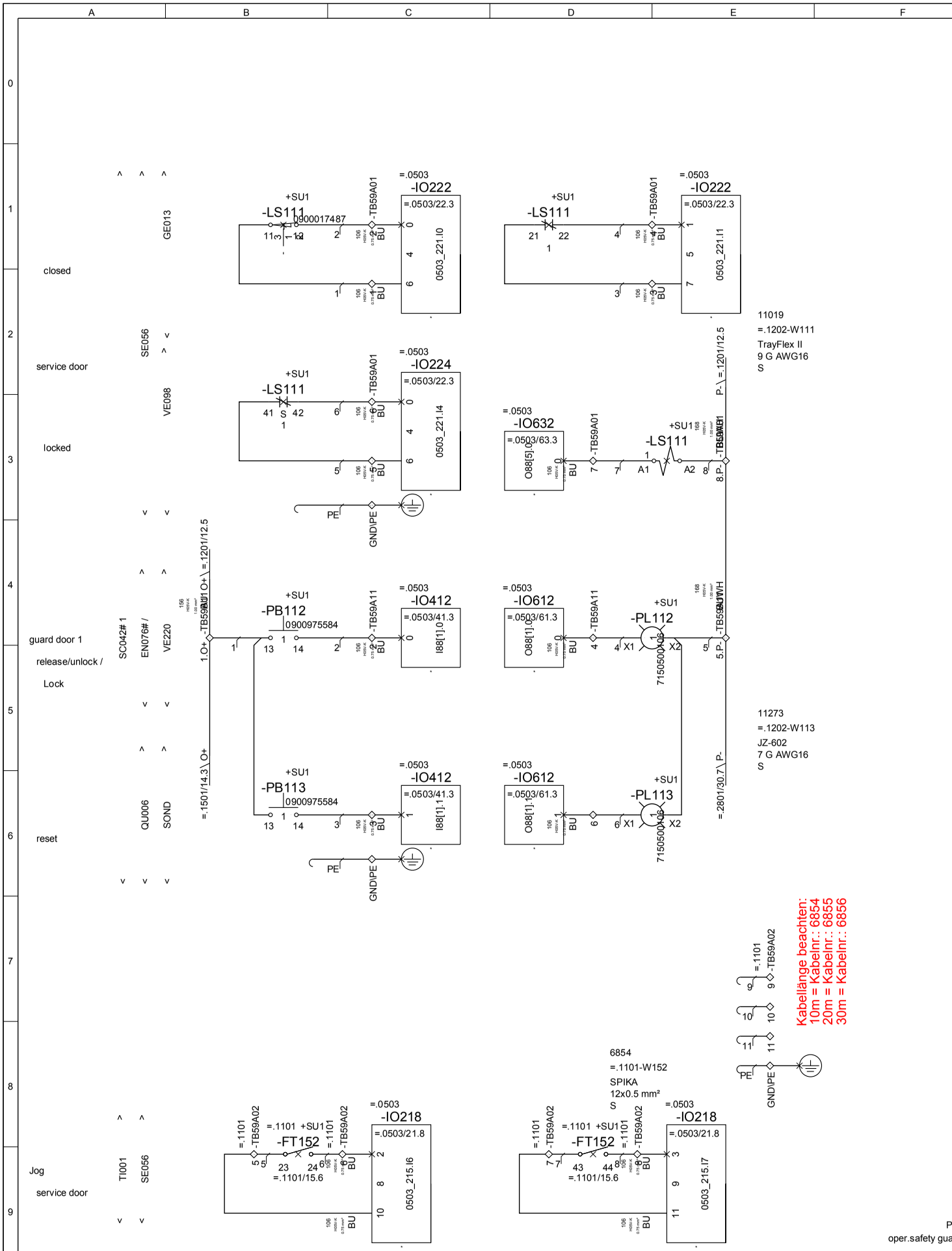

date	11.04.2013	machine type	rinser	guard door 1	equi. K563D13	+SK1	=RI1.1202
eng.	Krupka						
CAD	Krupka	machine model	Moduljet	client	K563D13-001	STR	sheet 11
				Lagunitas Brewing Company			88/147
		version/	02	SFT_RIG0_201301 12/01211			

KRONES

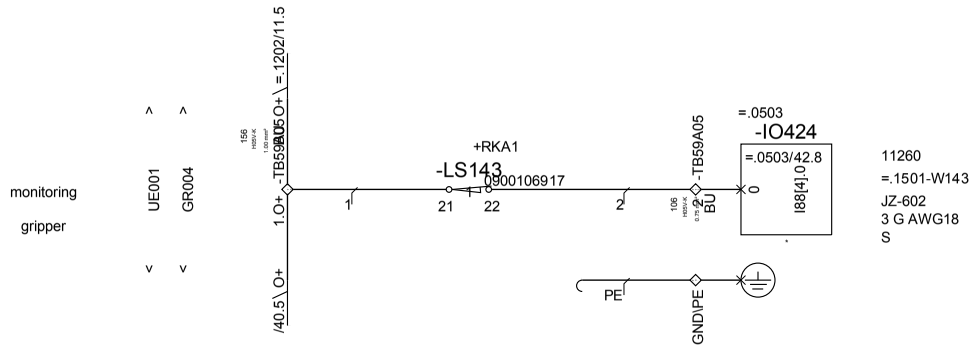

GR052
basic design

date	11.04.2013	machine type	rinser	control elements	equi. K563D13	+SK1	=RI1.1501
eng.	Krupka						
CAD	Krupka	machine model	Moduljet	client	K563D13-001	STR	sheet 14
				Lagunitas Brewing Company			89/147
		version/	02	SFT_RIG0_201301 15/01021			

KRONES

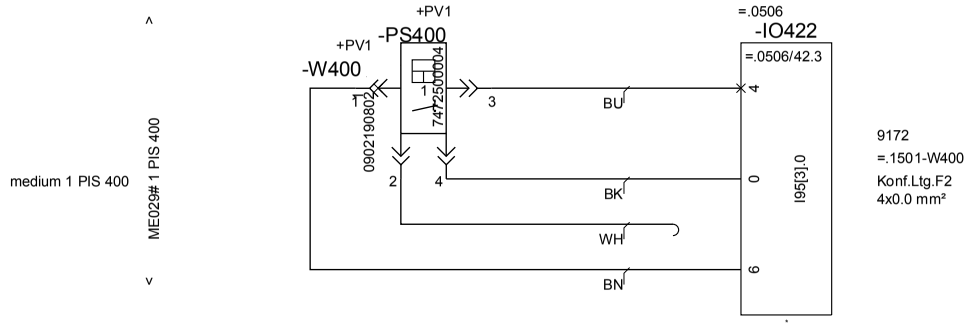

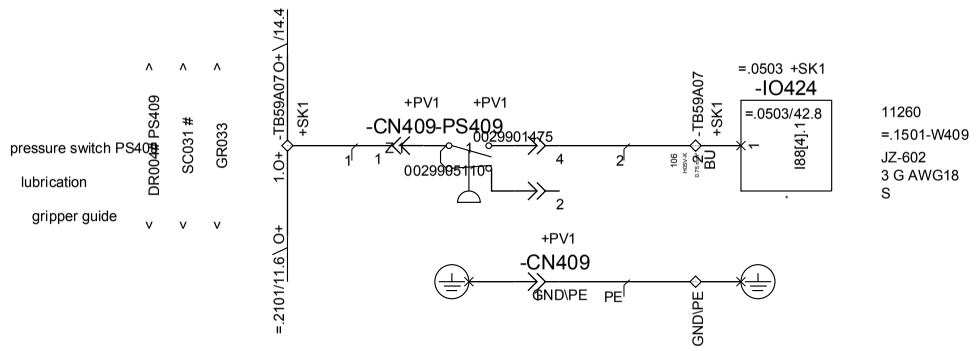

Achtung wird nur bei Rooftable verwendet!

GR052
basic design

date	12.04.2013	machine type	rinser	pressure switch PIS400-409	equi. K563D13	+KPV1	=RI1.1501
eng.	Krupka						
CAD	Krupka	machine model	Moduljet	client	K563D13-001	STR	sheet 40 / 90/147
				Lagunitas Brewing Company			
		version/	02	SFT_RIG0_201301 15/01021			

KRONES

^

mounting plate MO008 SE038 ST047

freq.conv.servomot.

plug-in slot assignm.

v v

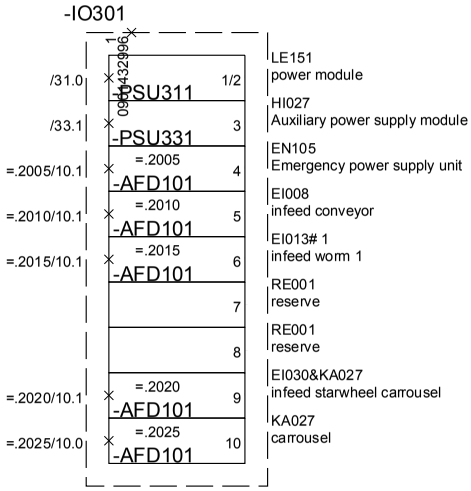

Werden Steckplätze nicht benützt, Symbol S030030 gegen S030009 tauschen !

MA057
machine drive

date	15.04.2013	machine type	rinser	rack structure ACOPOS	equi. K563D13	+SK1	=RI1.2001
eng.	Krupka						
CAD	Krupka	machine model	Moduljet	client	K563D13-001	STR	sheet 30 91/147
		version/	02	Lagunitas Brewing Company			
				SFT_RIG0_201301 20/01003			

KRONES

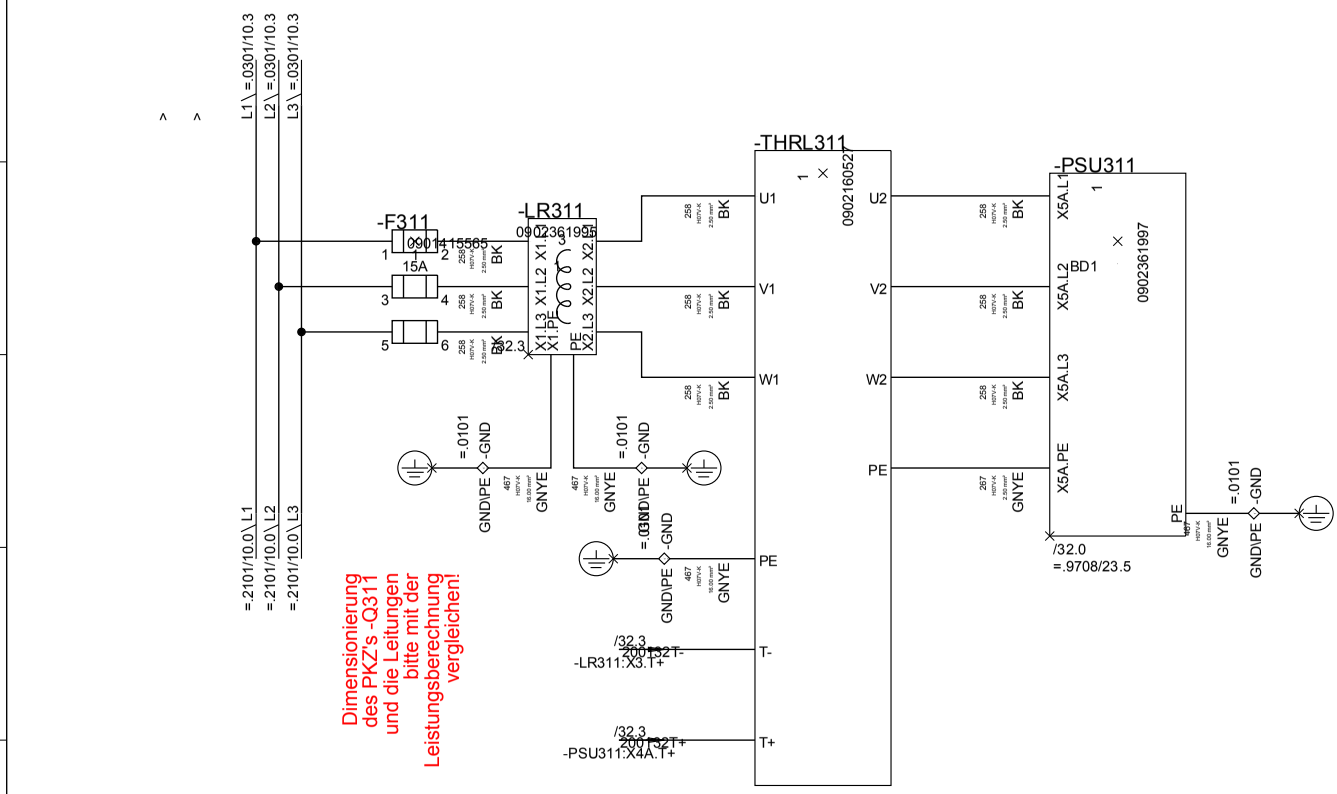

power supply unit SP001

power module LE151

MA057
machine drive

date	23.08.2013	machine type	rinser	power supply unit	equi. K563D13	+SK1	=RI1.2001
eng.	Krupka						
CAD	Skala	machine model	Moduljet	client	K563D13-001	STR	sheet 31 / 92/147
				Lagunitas Brewing Company			
		version/	02	SFT_RIG0_201301 20/01003			

KRONES

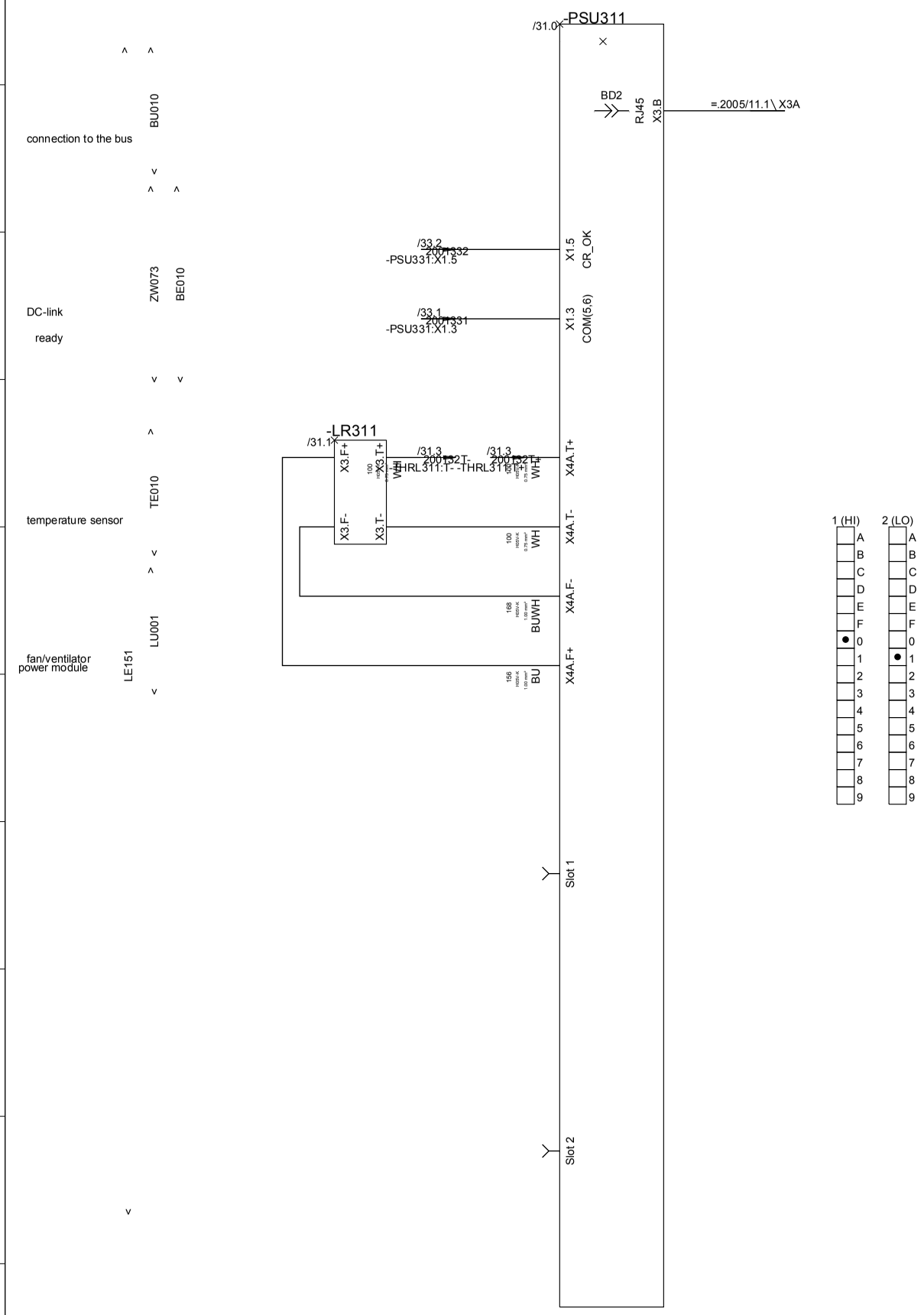

date	11.04.2013	machine type	rinser	power module	equi. K563D13	+SK1	=RI1.2001
eng.	Krupka						
CAD	Krupka	machine model	Moduljet	client	K563D13-001	STR	sheet 32 93/147
		version/	02	Lagunitas Brewing Company			
				SFT_RIG0_201301 20/01003			

KRONES

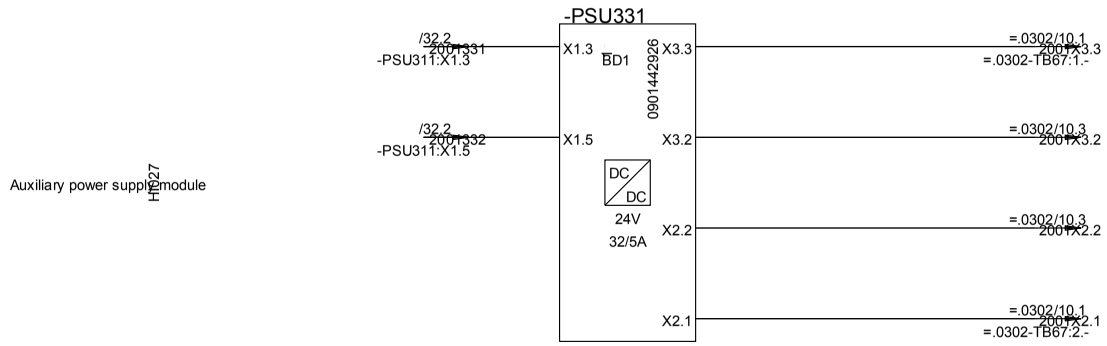

Auxiliary power supply module

H1027

MA102
maximum
EI187# 25,9V
adjustment 25,9V

Max. Einstellung 25,9 V !

Dieses Hilfsversorgungsmodul
nur bei USV
verwenden!

MA057
machine drive

date	12.04.2013	machine type	rinser	interface module	equi. K563D13	+SK1	=RI1.2001
eng.	Krupka						
CAD	Krupka	machine model	Moduljet	client	K563D13-001	STR	sheet 33 / 94/147
		version/	02	Lagunitas Brewing Company			
				SFT_RIG0_201301 20/01003			

KRONES

blank cover

plug-in slot assignm.

ST047

BL050

1 Steckplatz: 0901821215
2 Steckplätze: 0901821218
4 Steckplätze: 0901821280
6 Steckplätze: 0901821281
8 Steckplätze: 0901821282

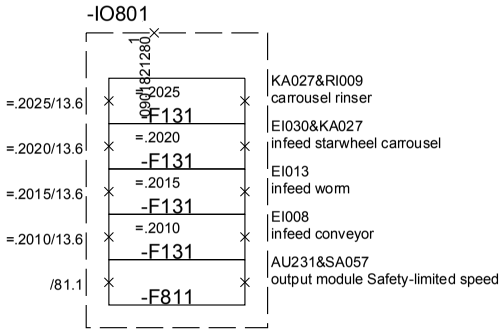

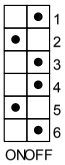

MA057
machine drive

date	15.04.2013	machine type	rinser	plug-in slot assignm.	equi. K563D13	+SK1	=RI1.2001
eng.	Krupka						
CAD	Krupka	machine model	Moduljet	client	K563D13-001	STR	sheet 80 95/147
		version/	02	Lagunitas Brewing Company			
				SFT_RIG0_201301 20/01003			

KRONES

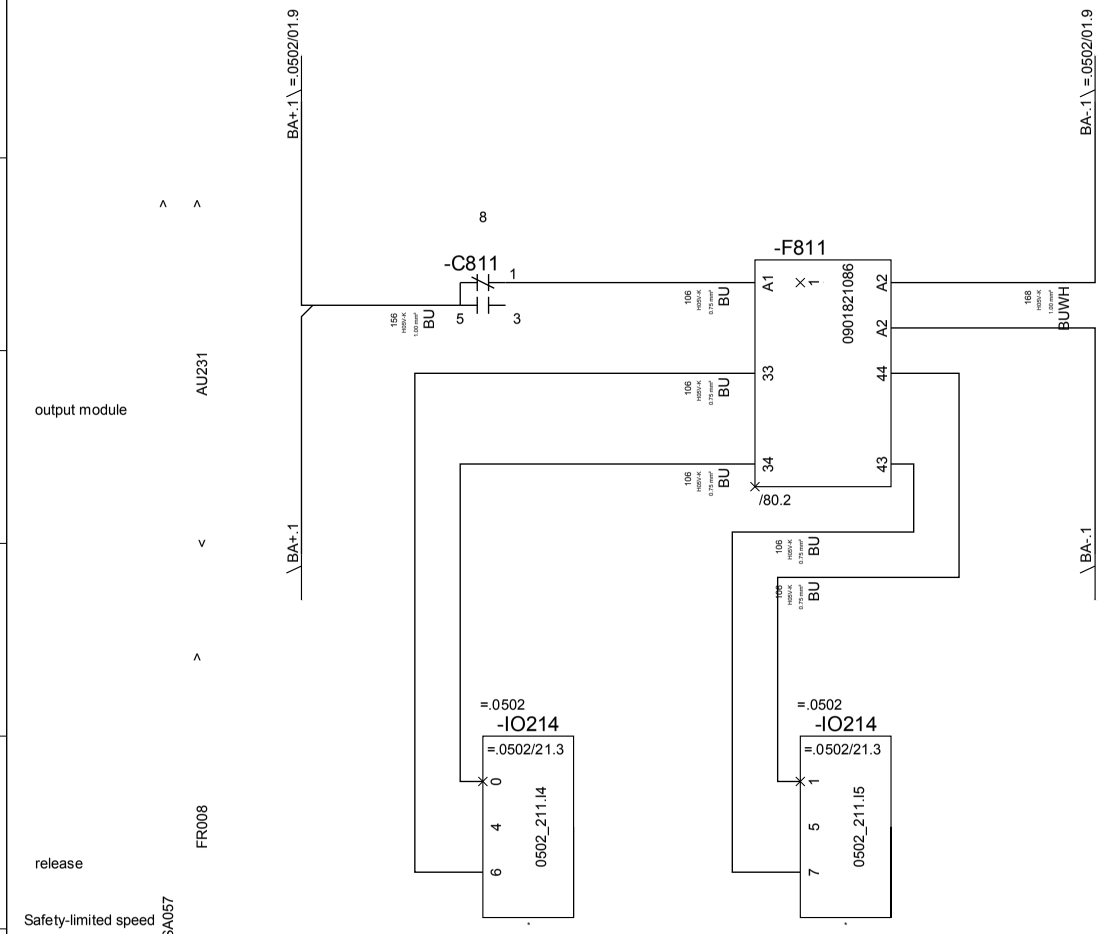

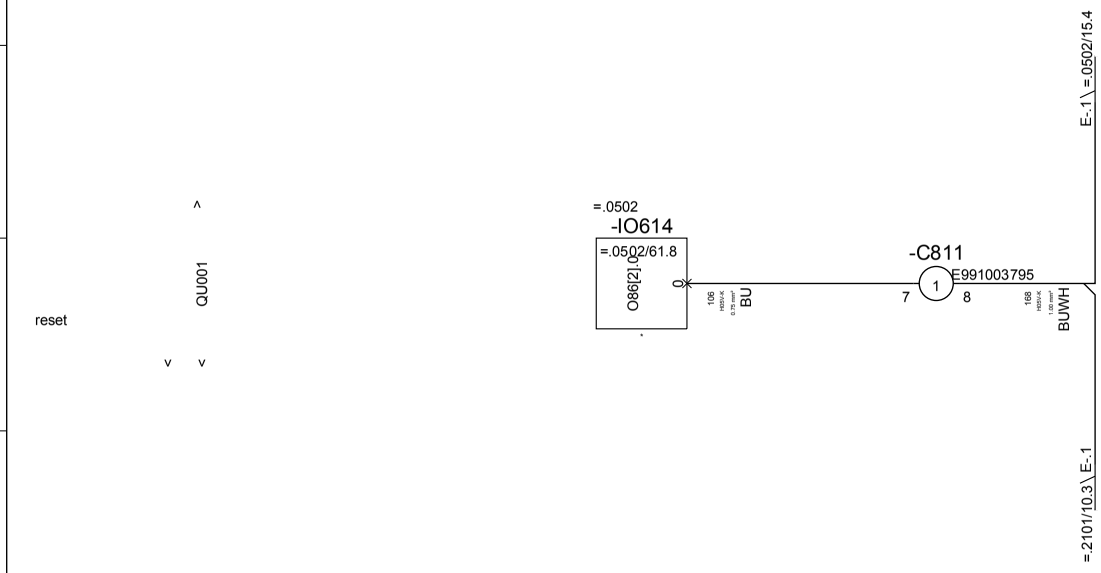

MA057
machine drive

date	11.04.2013	machine type	rinser	Safety-limited speed	equi. K563D13	+SK1	=RI1.2001
eng.	Krupka						
CAD	Krupka	machine model	Moduljet	client	K563D13-001	STR	sheet 81 96/147
				Lagunitas Brewing Company			
		version/	02	SFT_RIG0_201301 20/01003			

KRONES

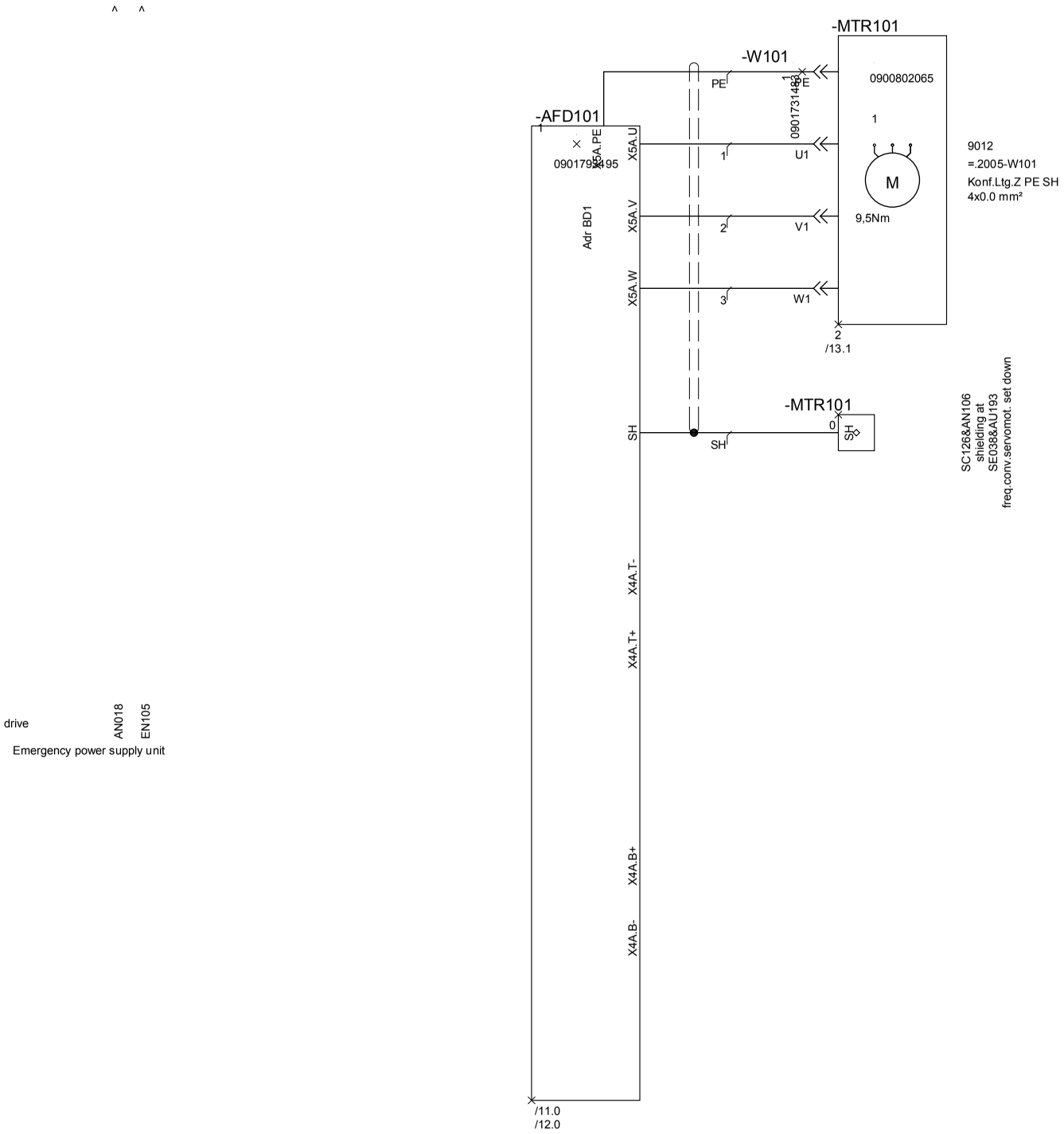

drive AN018 EN105

Emergency power supply unit

MA057
machine drive

date	11.04.2013	machine type	rinser	Emergency power supply unit	equi. K563D13	+SK1	=RI1.2005
eng.	Krupka						
CAD	Krupka	machine model	Moduljet	client	K563D13-001	STR	sheet 10 97/147
				Lagunitas Brewing Company			
		version/	02	SFT_RIG0_201301 20/01505			

KRONES

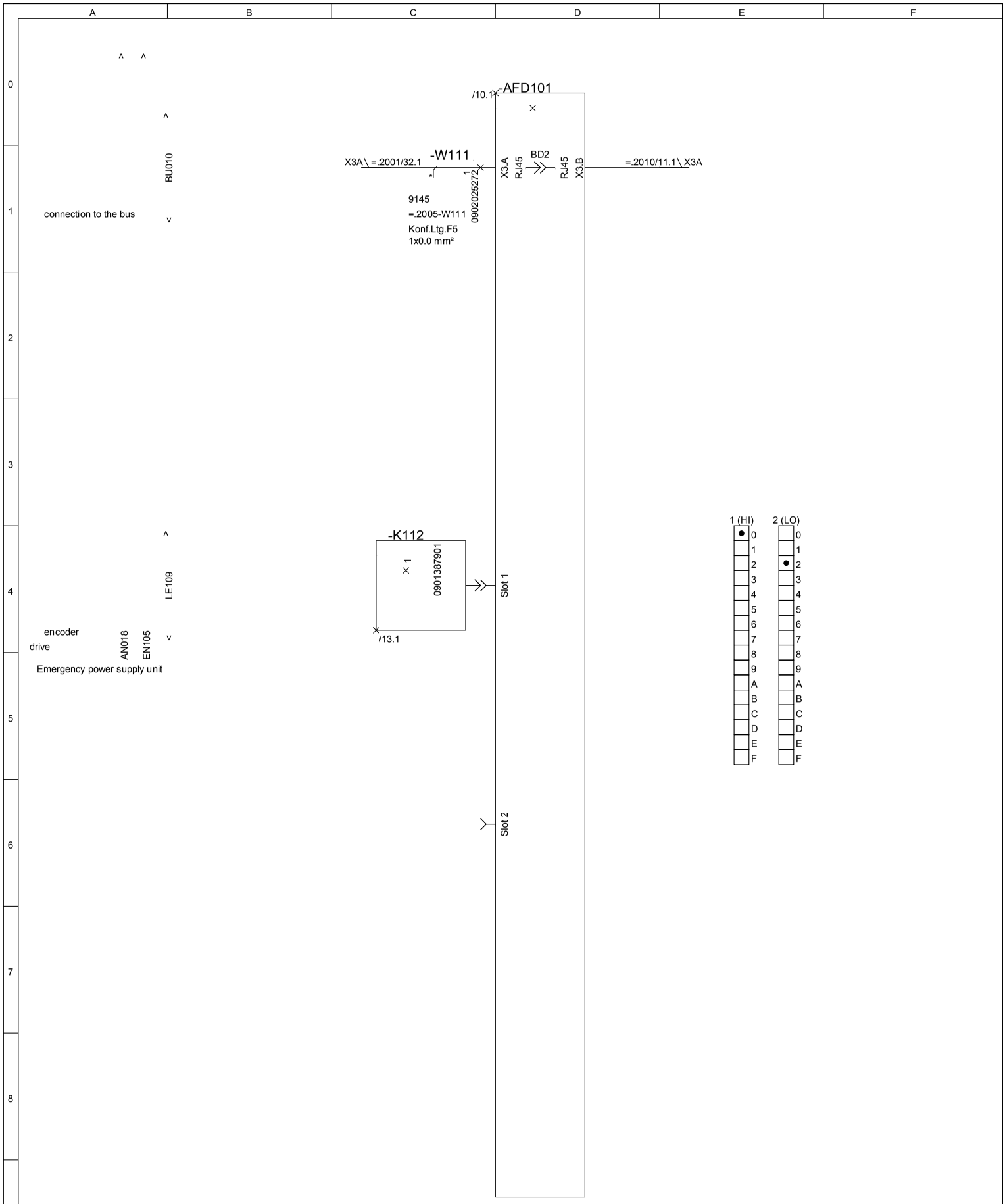

MA057
machine drive

date	11.04.2013	machine type	rinser	Emergency power supply unit	equi. K563D13	+SK1	=RI1.2005
eng.	Krupka						
CAD	Krupka	machine model	Moduljet	client	K563D13-001	STR	sheet 11 98/147
				Lagunitas Brewing Company			
		version/	02	SFT_RIG0_201301 20/01505			

KRONES

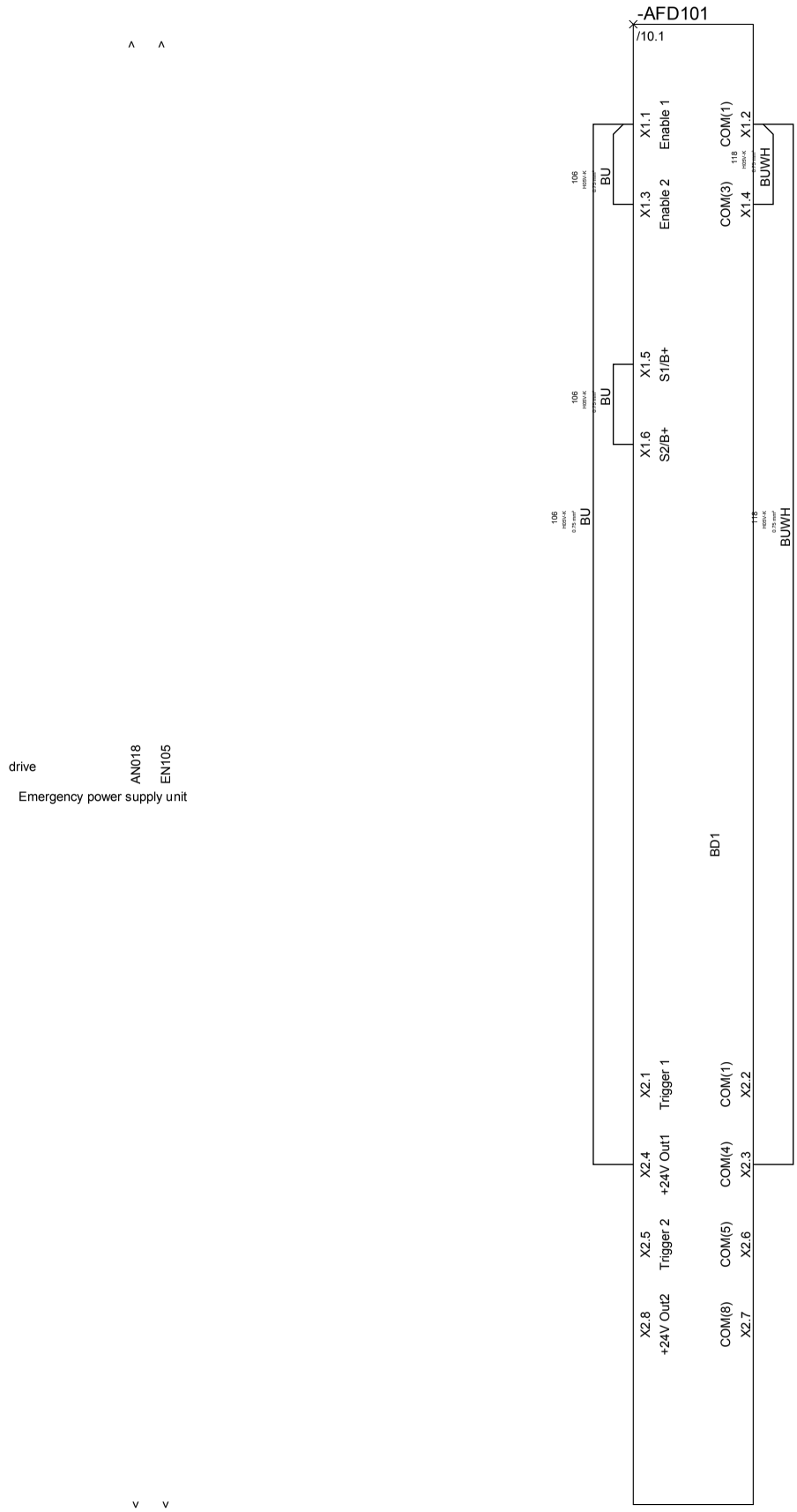

MA057
machine drive

date	11.04.2013	machine type	rinser	Emergency power supply unit	equi. K563D13	+SK1	=RI1.2005
eng.	Krupka						
CAD	Krupka	machine model	Moduljet	client	K563D13-001	STR	sheet 12 / 99/147
				Lagunitas Brewing Company			
		version/	02	SFT_RIG0_201301 20/01505			

KRONES

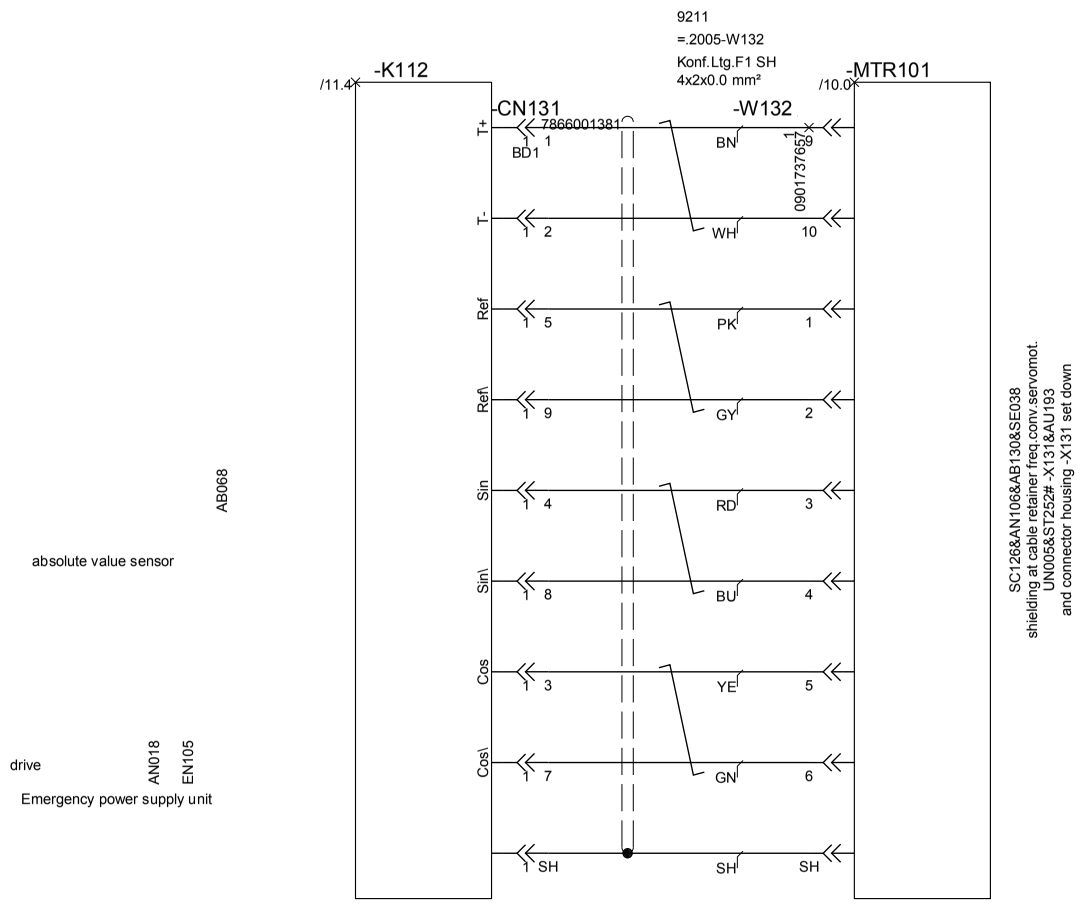

MA057
machine drive

date	11.04.2013	machine type	rinser	Emergency power supply unit	equi. K563D13	+SK1	=RI1.2005
eng.	Krupka						
CAD	Krupka	machine model	Moduljet	client	K563D13-001	STR	sheet 13 100/147
		version/	02	Lagunitas Brewing Company			
				SFT_RIG0_201301 20/01505			

KRONES

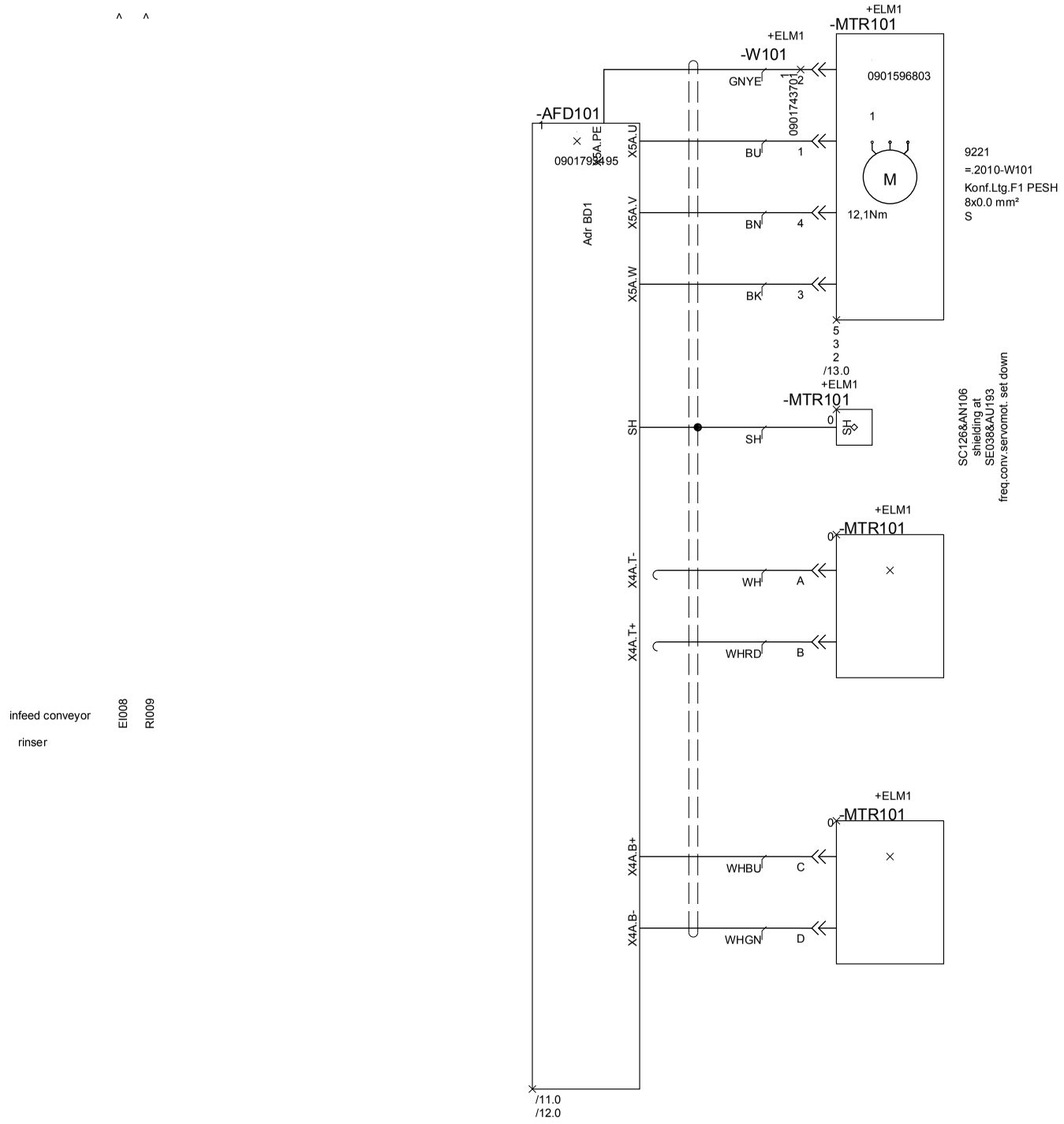

infeed conveyor EI008 RI009

rinser

MA057
machine drive

date	12.04.2013	machine type	rinser	infeed conveyor	equi. K563D13	+SK1	=RI1.2010
eng.	Krupka						
CAD	Krupka	machine model	Moduljet	client	K563D13-001	STR	sheet 10
				Lagunitas Brewing Company			101/147
		version/	02	SFT_RIG0_201301 20/01510			

KRONES

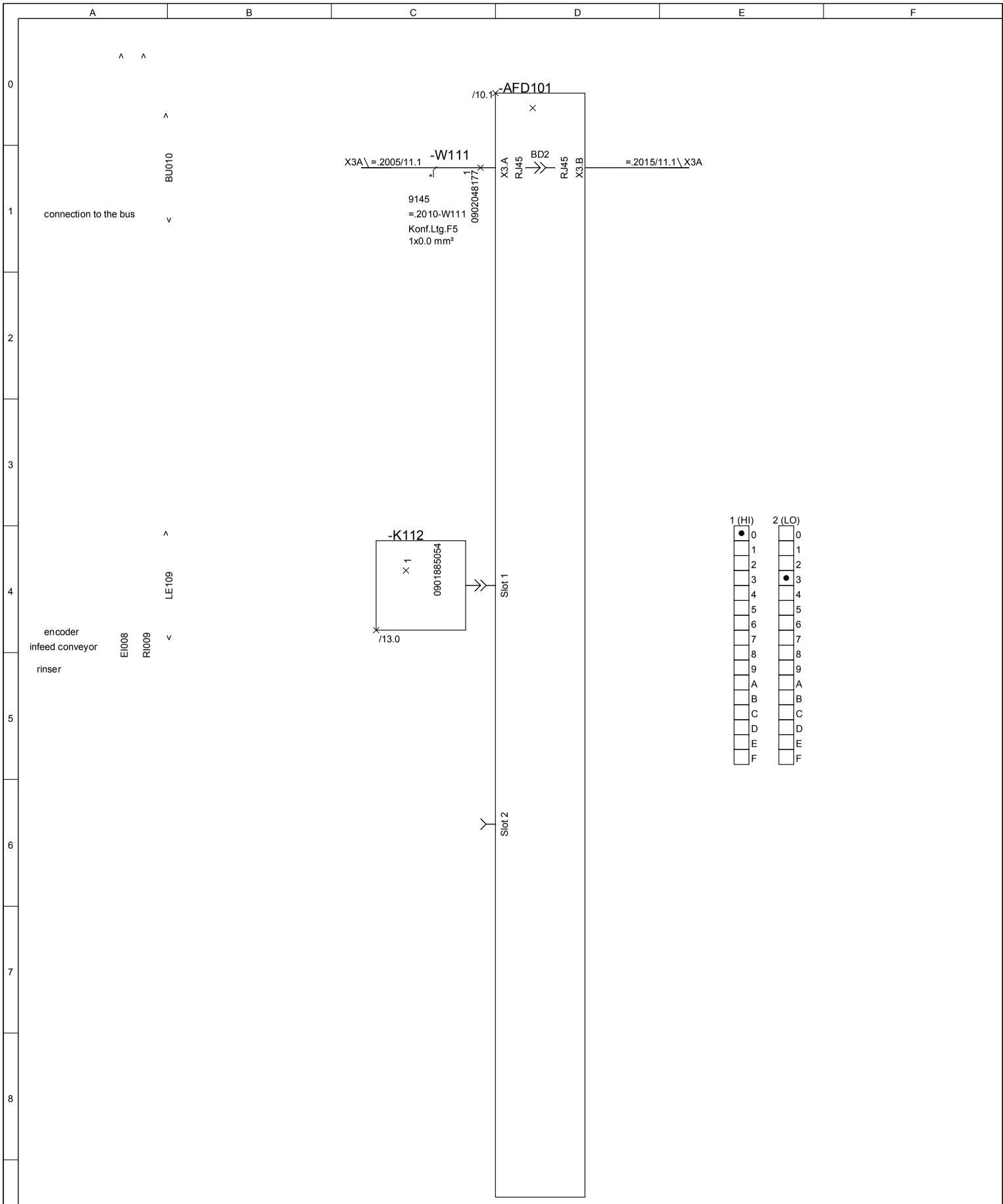

MA057
machine drive

date	12.04.2013	machine type	rinser	infeed conveyor	equi. K563D13	+SK1	=RI1.2010
eng.	Krupka						
CAD	Krupka	machine model	Moduljet	client	K563D13-001	STR	sheet 11 102/147
		version/	02	Lagunitas Brewing Company			
				SFT_RIG0_201301 20/01510			

KRONES

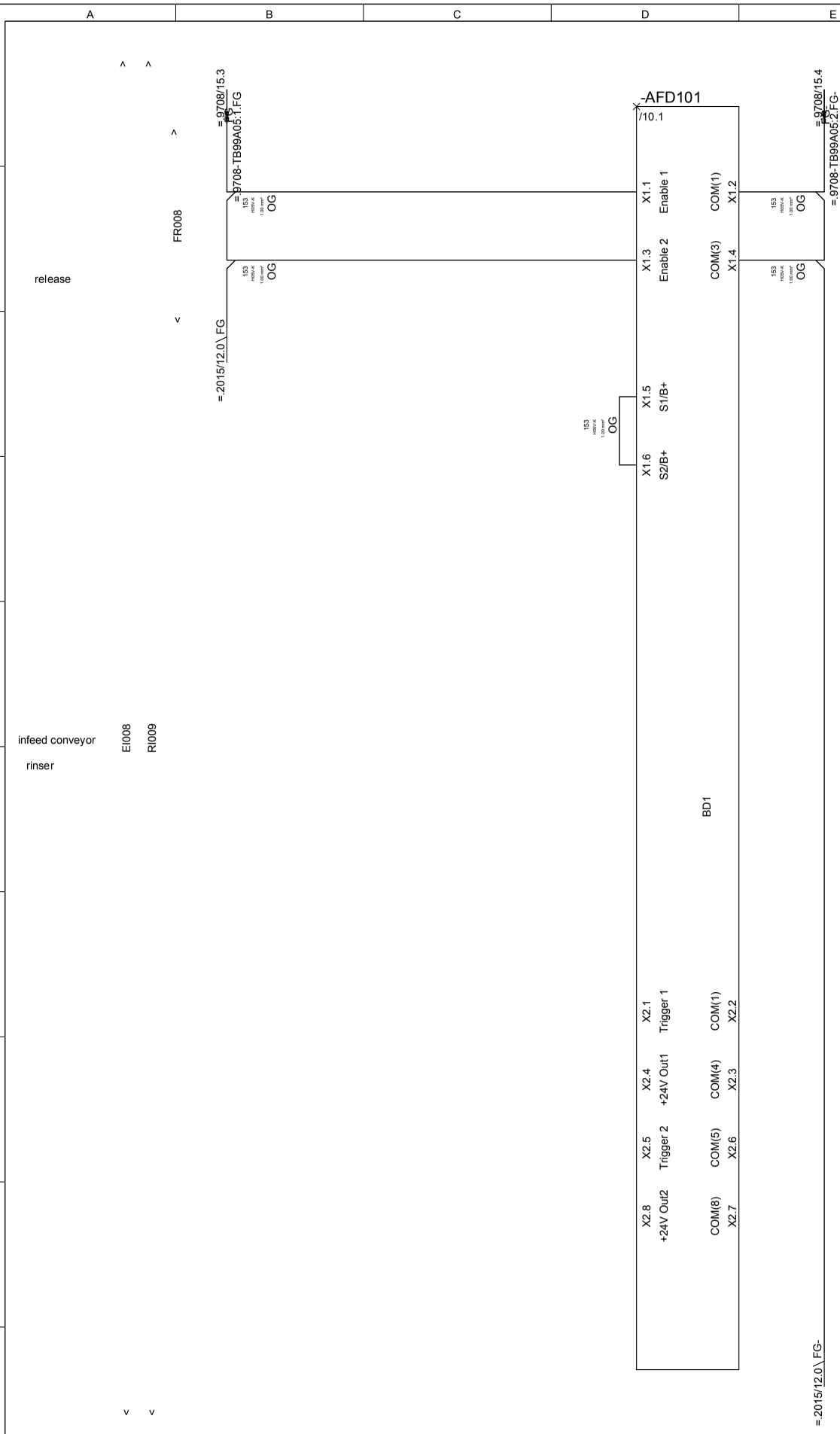

MA057
machine drive

date	11.04.2013	machine type	rinser	infeed conveyor	equi. K563D13	+SK1	=RI1.2010
eng.	Krupka						
CAD	Krupka	machine model	Moduljet	client	K563D13-001	STR	sheet 12 / 103/147
				Lagunitas Brewing Company			
		version/	02	SFT_RIG0_201301 20/01510			

KRONES

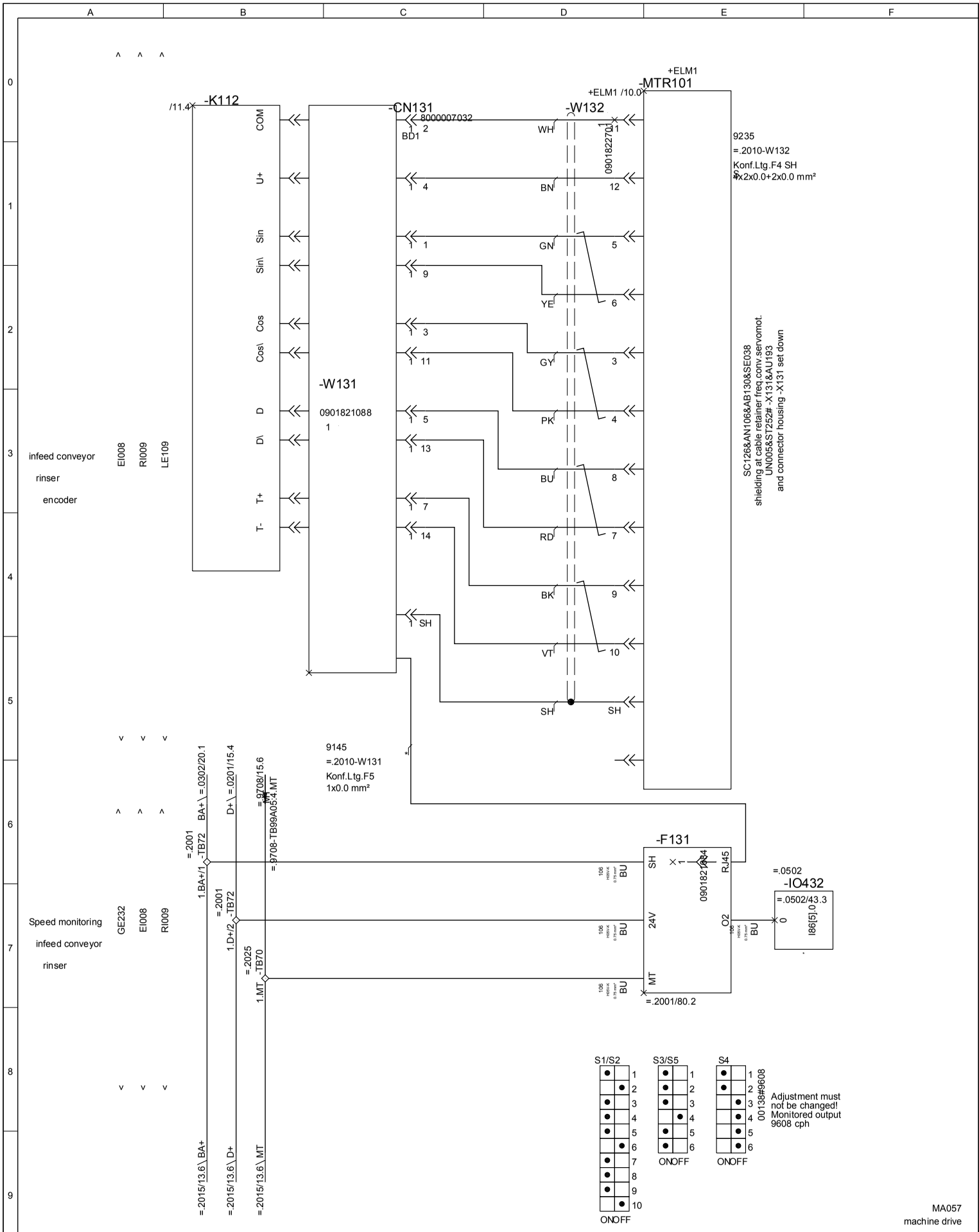

date	23.08.2013	machine type	rinser	infeed conveyor	equi. K563D13	+SK1	=RI1.2010
eng.	Krupka						
CAD	Skala	machine model	Moduljet	client	K563D13-001	STR	sheet 13 104/147
				Lagunitas Brewing Company			
		version/	02	SFT_RIG0_201301 20/01510			

KRONES

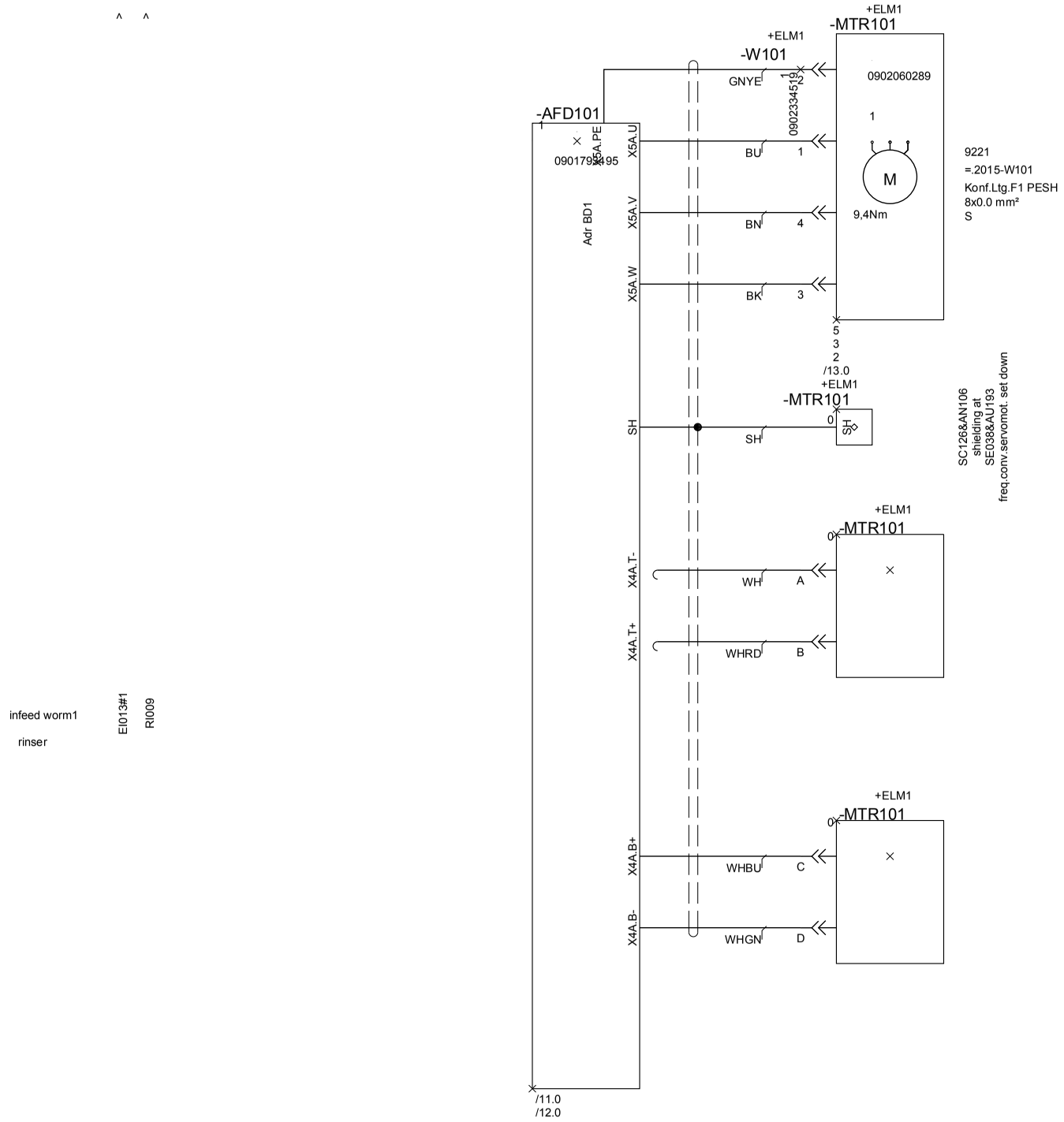

infeed worm1

rinser

EI013#1

RI009

MA057
machine drive

date	12.04.2013	machine type	rinser	infeed worm1	equi. K563D13	+SK1	=RI1.2015
eng.	Krupka						
CAD	Krupka	machine model	Moduljet	client	K563D13-001	STR	sheet 10 105/147
		version/	02	Lagunitas Brewing Company			
				SFT_RIG0_201301 20/01512			

KRONES

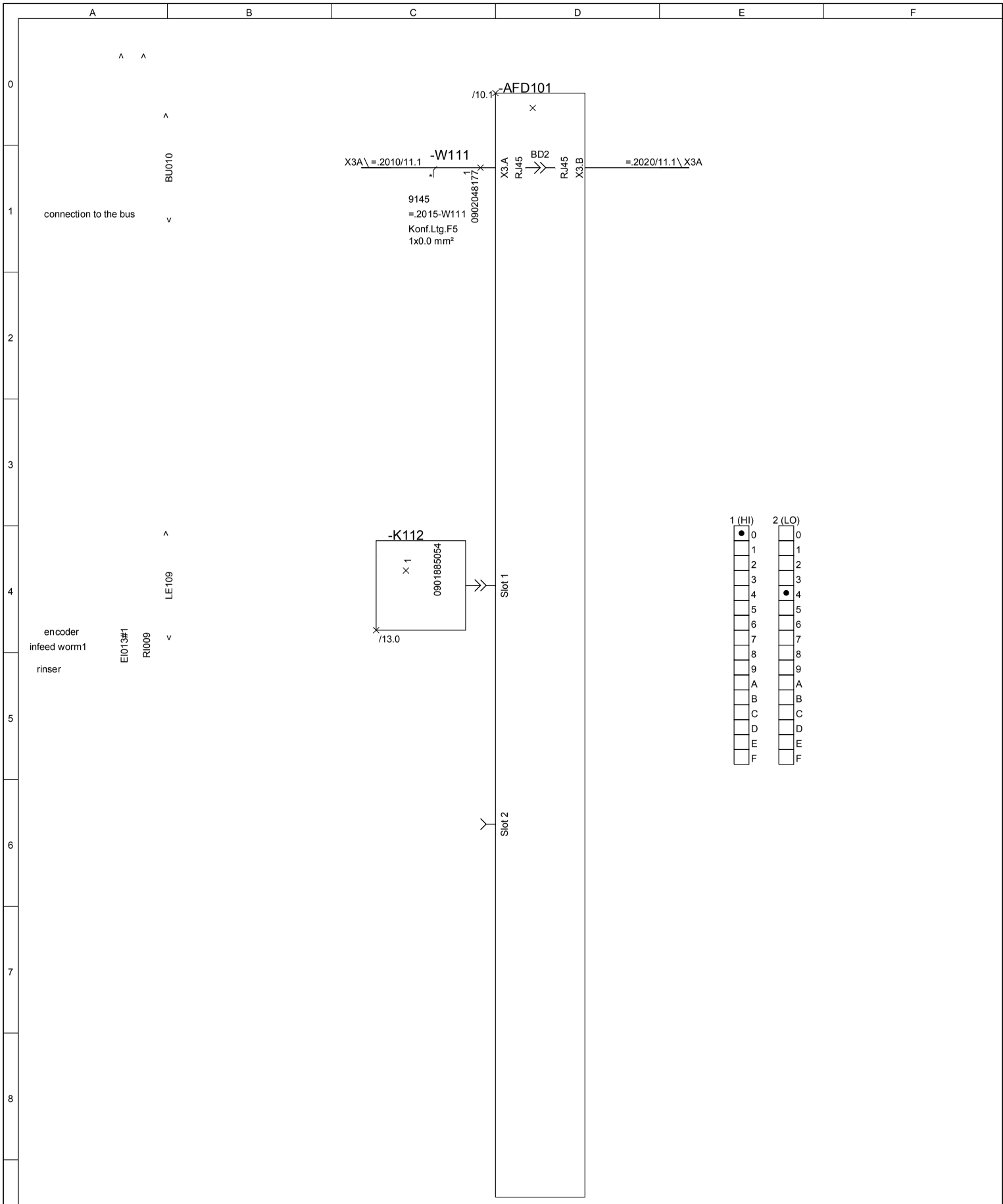

date	12.04.2013	machine type	rinser	infeed worm1	equi. K563D13	+SK1	=RI1.2015
eng.	Krupka						
CAD	Krupka	machine model	Moduljet	client	K563D13-001	STR	sheet 11 106/147
		version/	02	Lagunitas Brewing Company			
				SFT_RIG0_201301 20/01512			

KRONES

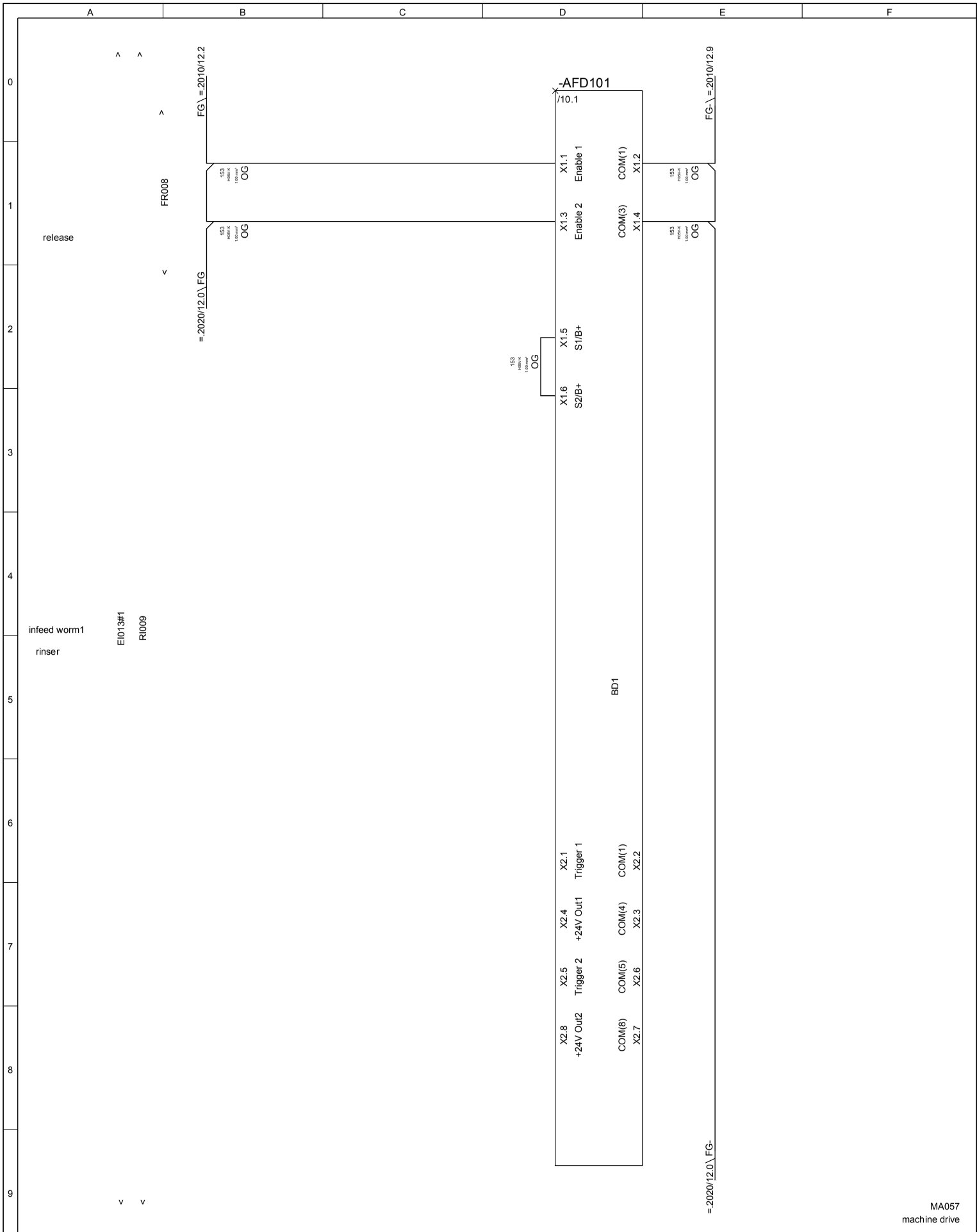

date	11.04.2013	machine type	rinser	infeed worm1	equi. K563D13	+SK1	=RI1.2015
eng.	Krupka						
CAD	Krupka	machine model	Moduljet	client	K563D13-001	STR	sheet 12 107/147
				Lagunitas Brewing Company			
		version/	02	SFT_RIG0_201301 20/01512			

KRONES

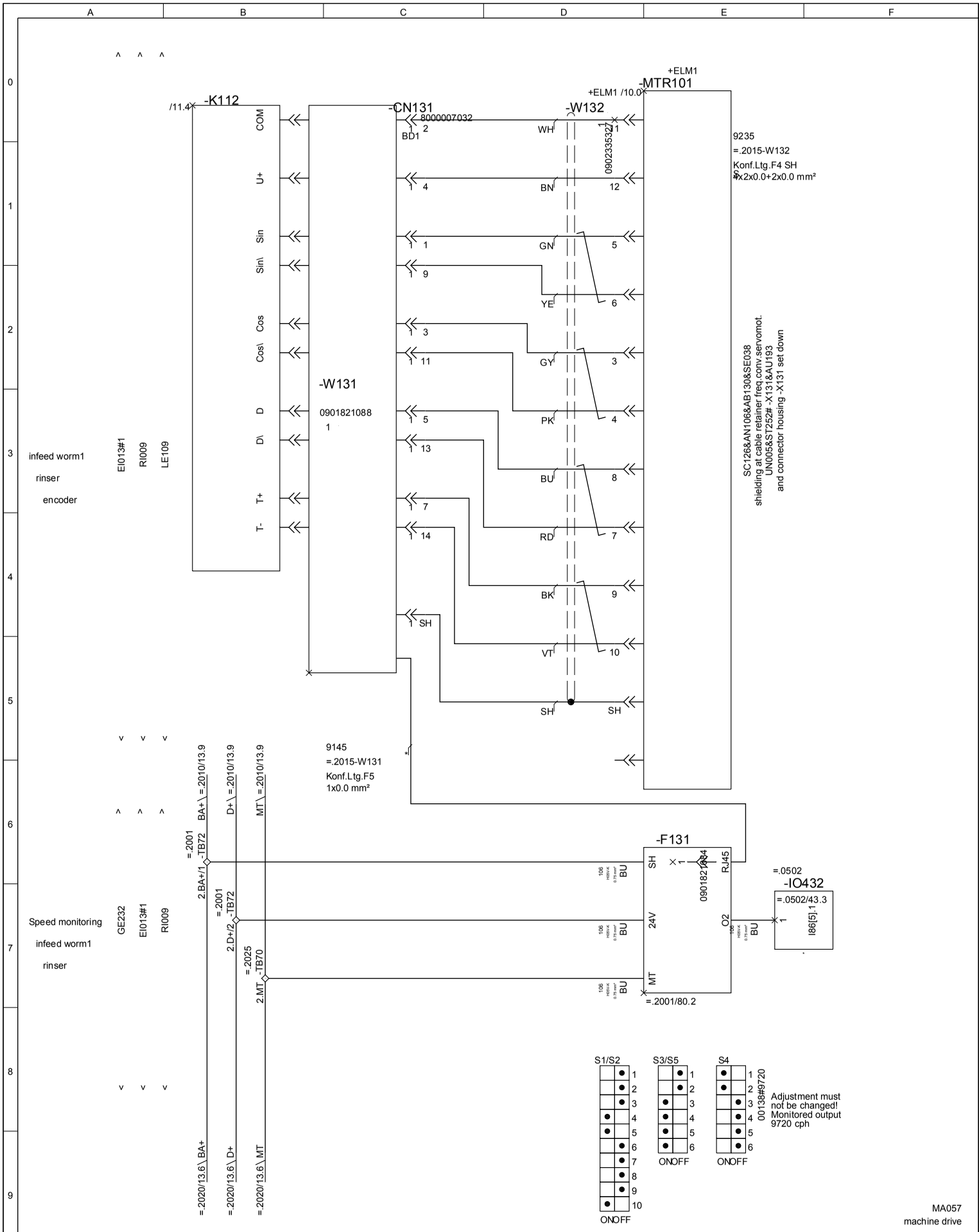

date	23.08.2013	machine type	rinser	infeed worm1	equi. K563D13	+SK1	=RI1.2015
eng.	Krupka						
CAD	Skala	machine model	Moduljet	client	K563D13-001	STR	sheet 13 108/147
		version/	02	Lagunitas Brewing Company			
				SFT_RIG0_201301 20/01512			

KRONES

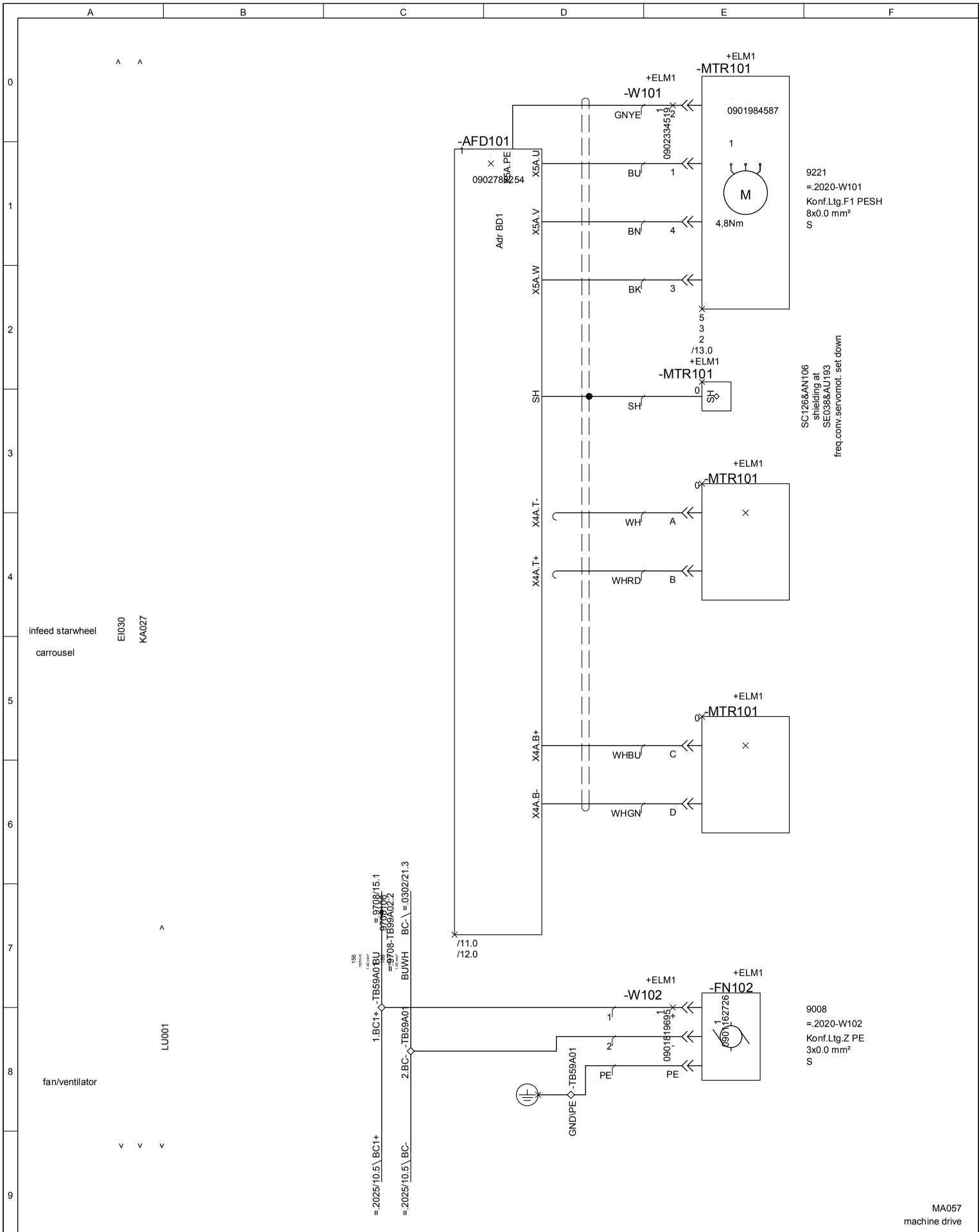

MA057
machine drive

date	12.04.2013	machine type	rinser	infeed starwheel RKA	equi. K563D13	+SK1	=RI1.2020
eng.	Krupka						
CAD	Krupka	machine model	Moduljet	client	K563D13-001	STR	sheet 10 / 109/147
		version/	02	Lagunitas Brewing Company			
				SFT_RIG0_201301 20/01520			

KRONES

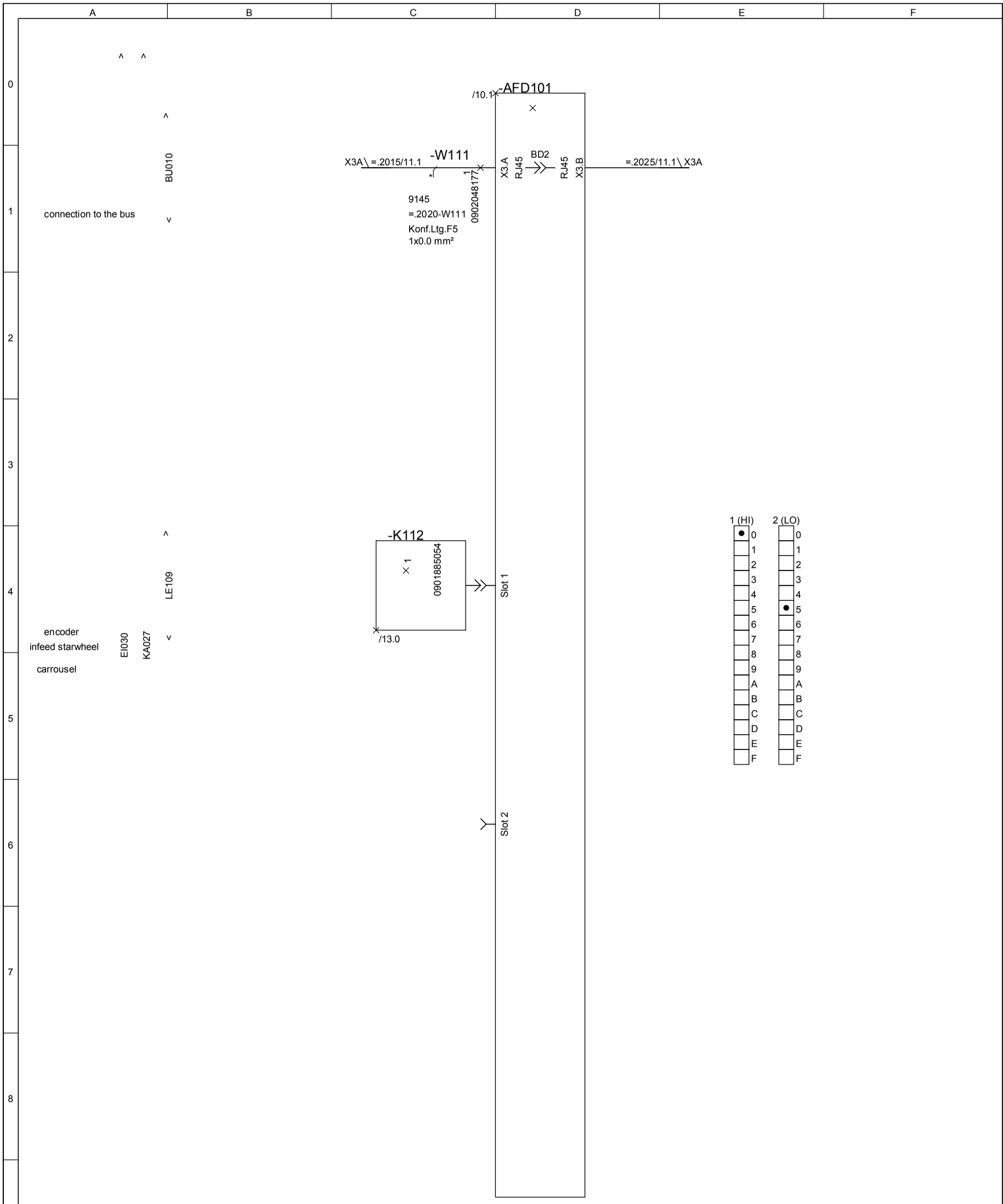

MA057
machine drive

date	12.04.2013	machine type	rinser	infeed starwheel RKA	equi. K563D13	+SK1	=RI1.2020
eng.	Krupka						
CAD	Krupka	machine model	Moduljet	client	K563D13-001	STR	sheet 11 / 110/147
		version/	02	Lagunitas Brewing Company			
				SFT_RIG0_201301 20/01520			

KRONES



MA057
machine drive

date	11.04.2013	machine type	rinser	infeed starwheel RKA	equi. K563D13	+SK1	=RI1.2020
eng.	Krupka						
CAD	Krupka	machine model	Moduljet	client	K563D13-001	STR	sheet 12 / 111/147
				Lagunitas Brewing Company			
		version/	02	SFT_RIG0_201301 20/01520			

KRONES

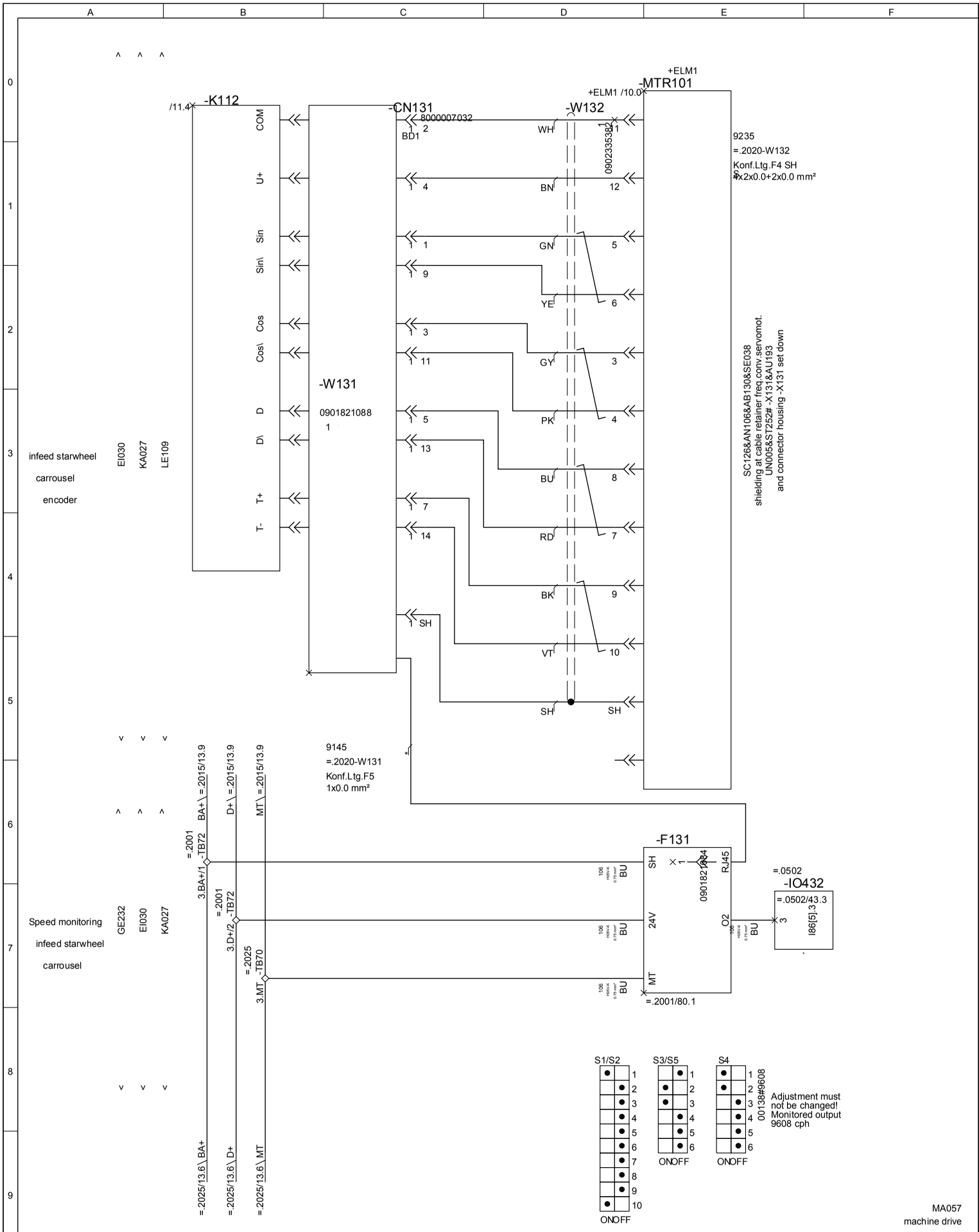

date	23.08.2013	machine type	rinser	infeed starwheel FKA	equi. K563D13	+SK1	=RI1.2020
eng.	Krupka						
CAD	Skala	machine model	Moduljet	client	K563D13-001	STR	sheet 13 / 112/147
		version/	02	Lagunitas Brewing Company			
				SFT_RIG0_201301 20/01520			

KRONES

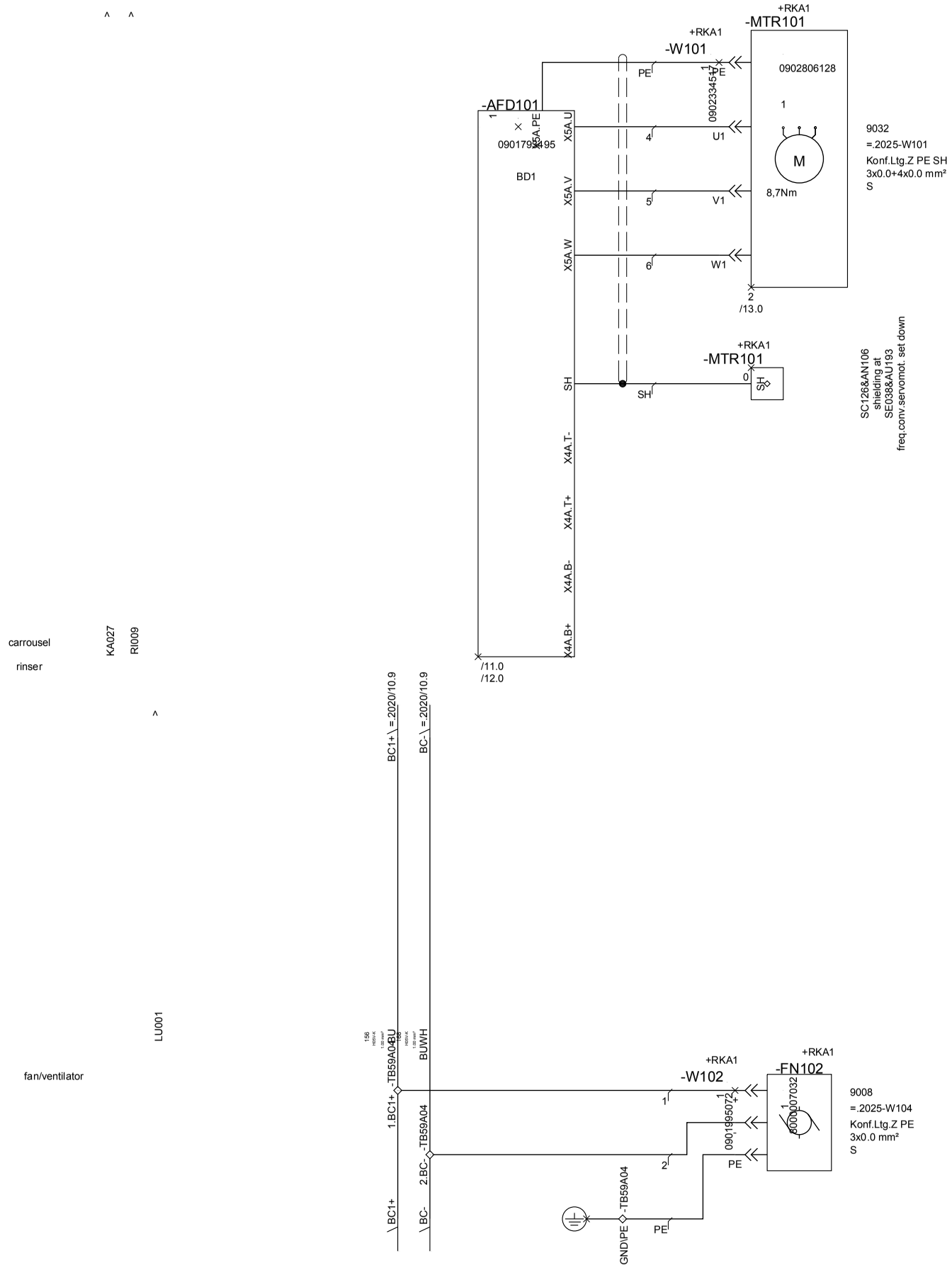

date	12.04.2013	machine type	rinser	carrousel	equi. K563D13	+SK1	=RI1.2025
eng.	Krupka						
CAD	Krupka	machine model	Moduljet	client	K563D13-001	STR	sheet 10 113/147
				Lagunitas Brewing Company			
		version/	02	SFT_RIG0_201301 20/01560			

KRONES

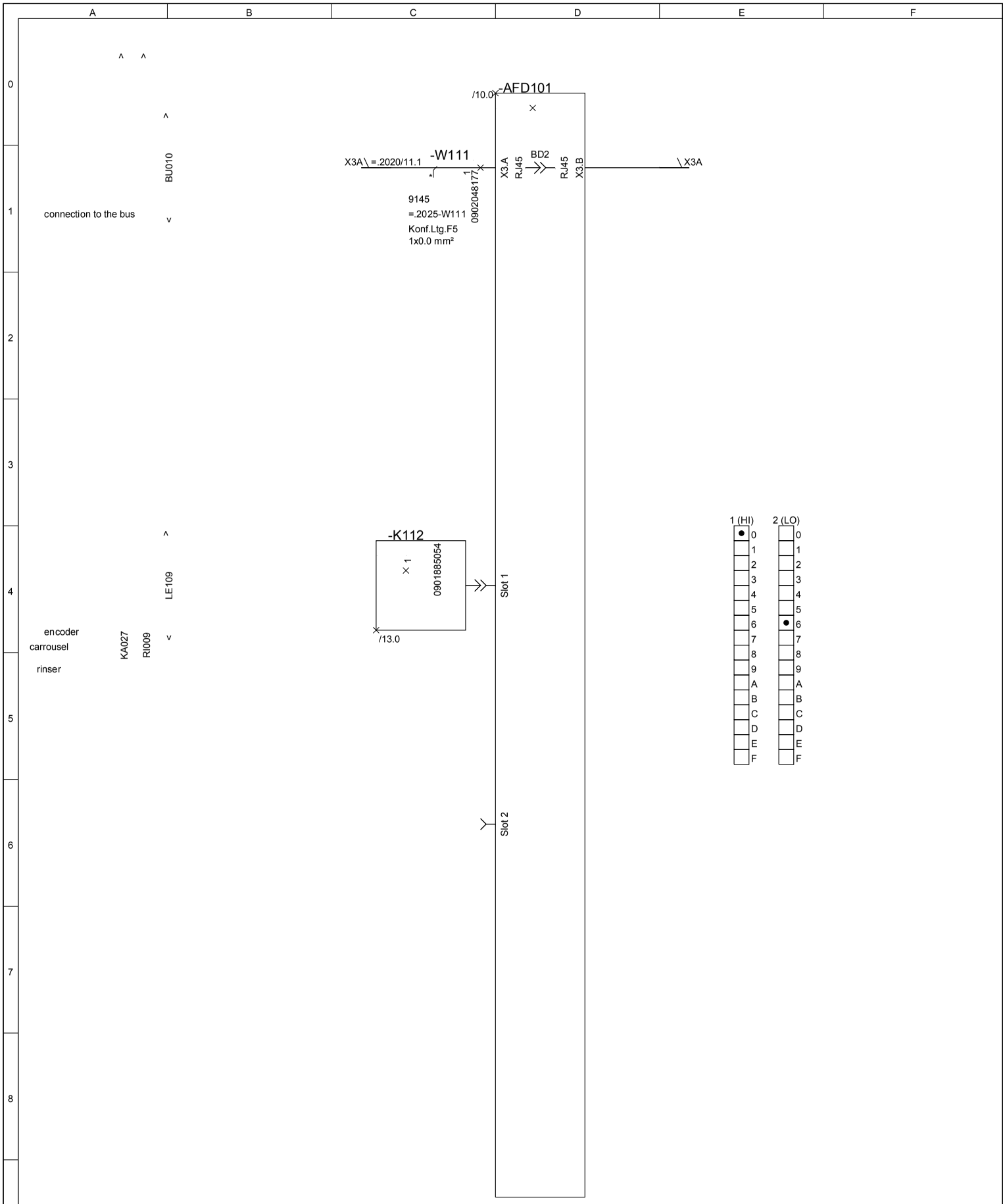

MA057
machine drive

date	12.04.2013	machine type	rinser	carrousel	equi. K563D13	+SK1	=RI1.2025
eng.	Krupka						
CAD	Krupka	machine model	Moduljet	client	K563D13-001	STR	sheet 11 114/147
		version/	02	Lagunitas Brewing Company			
				SFT_RIG0_201301 20/01560			

KRONES



MA057
machine drive

date	11.04.2013	machine type	rinser	carrousel	equi. K563D13	+SK1	=RI1.2025
eng.	Krupka						
CAD	Krupka	machine model	Moduljet	client	K563D13-001	STR	sheet 12 / 115/147
				Lagunitas Brewing Company			
		version/	02	SFT_RIG0_201301 20/01560			

KRONES

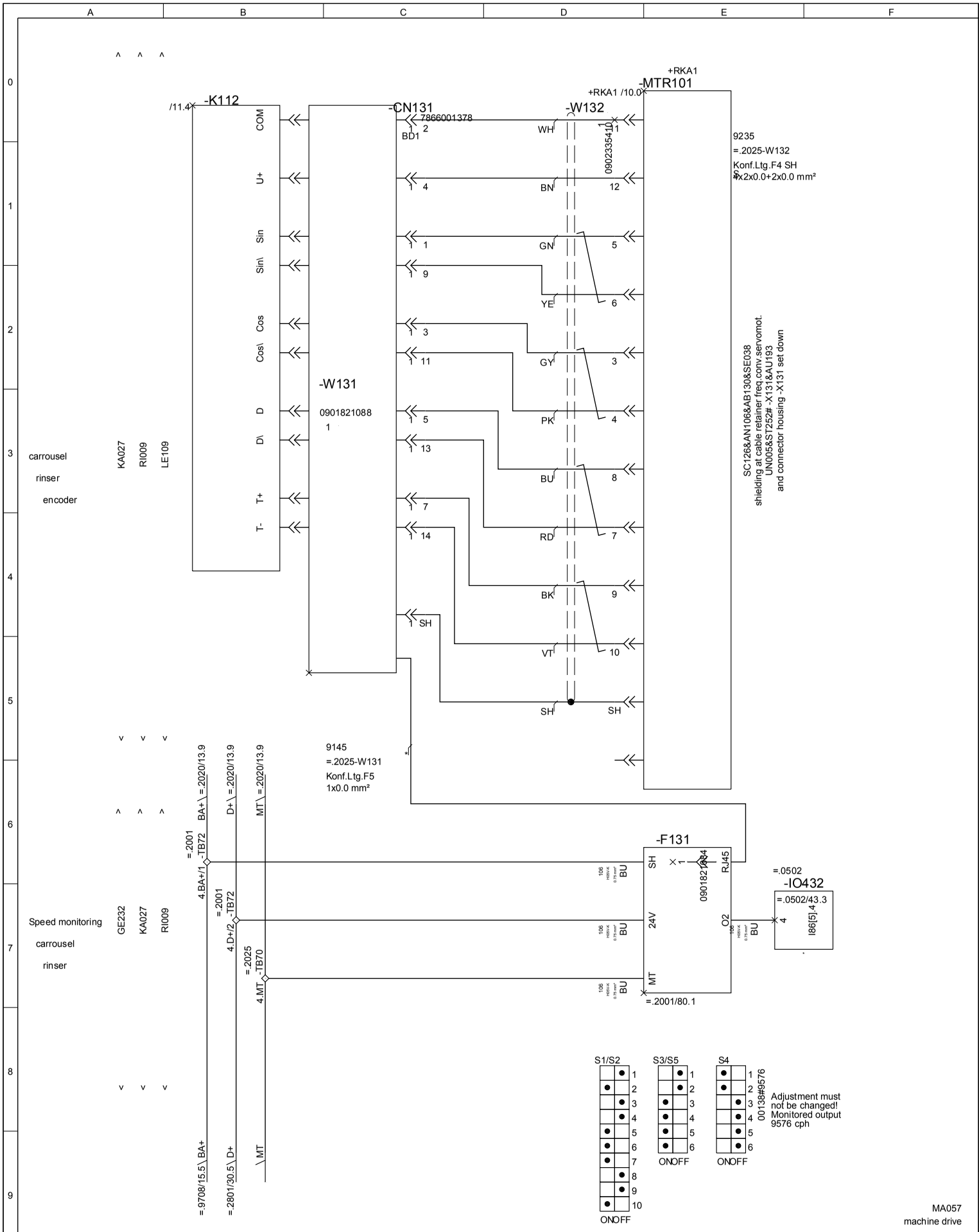

date	23.08.2013	machine type	rinser	carrousel	equi. K563D13	+SK1	=RI1.2025
eng.	Krupka						
CAD	Skala	machine model	Moduljet	client	K563D13-001	STR	sheet 13 / 116/147
		version/	02	Lagunitas Brewing Company			
				SFT_RIG0_201301 20/01560			

KRONES

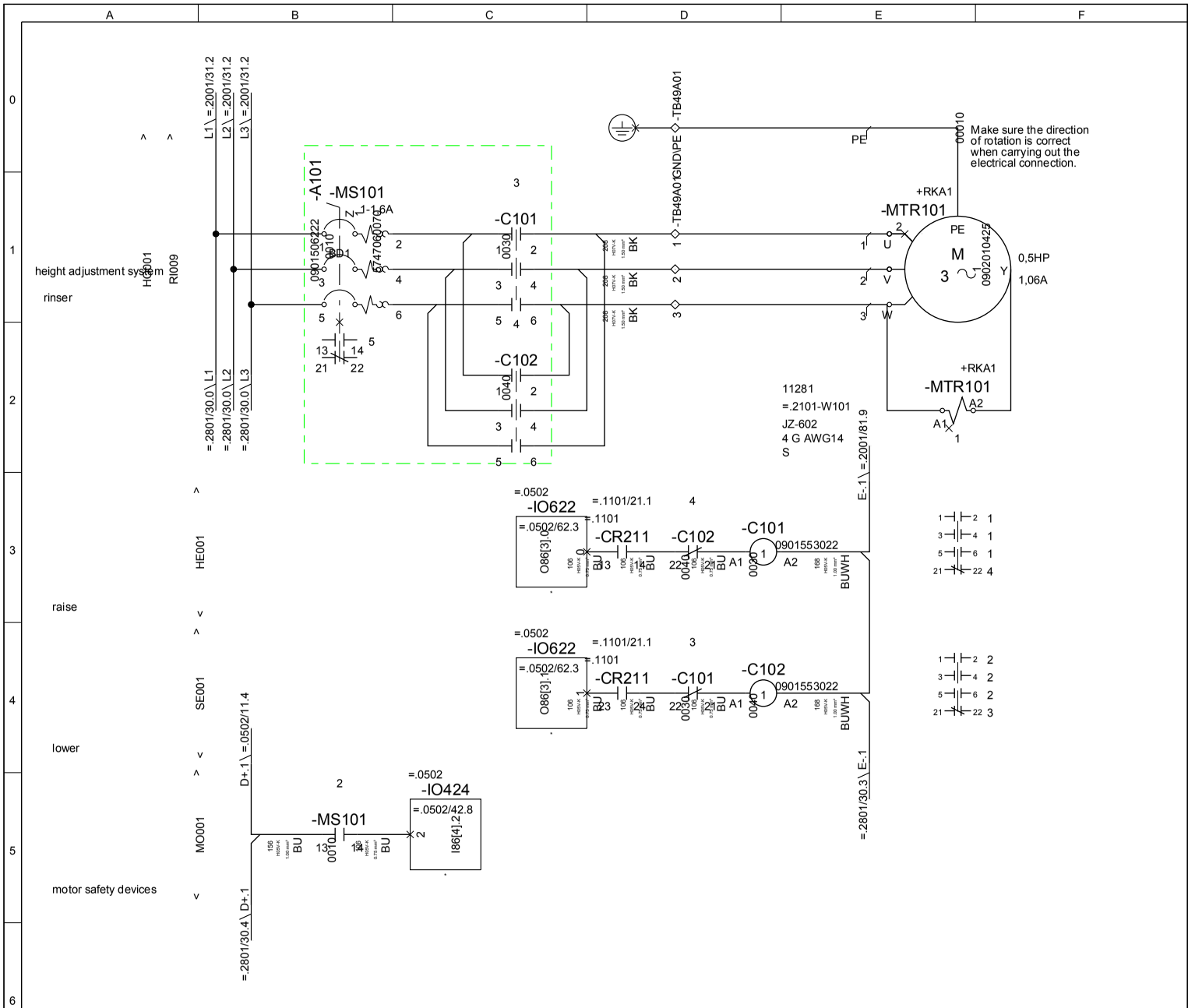

HO001&MA002
height adjustment system machine head

date	12.04.2013	machine type	rinser	height adjustment system	equi. K563D13	+SK1	=RI1.2101
eng.	Krupka						
CAD	Krupka	machine model	Moduljet	client	K563D13-001	STR	sheet 10 117/147
				Lagunitas Brewing Company			
		version/	02	SFT_RIG0_201301 21/01011			

KRONES

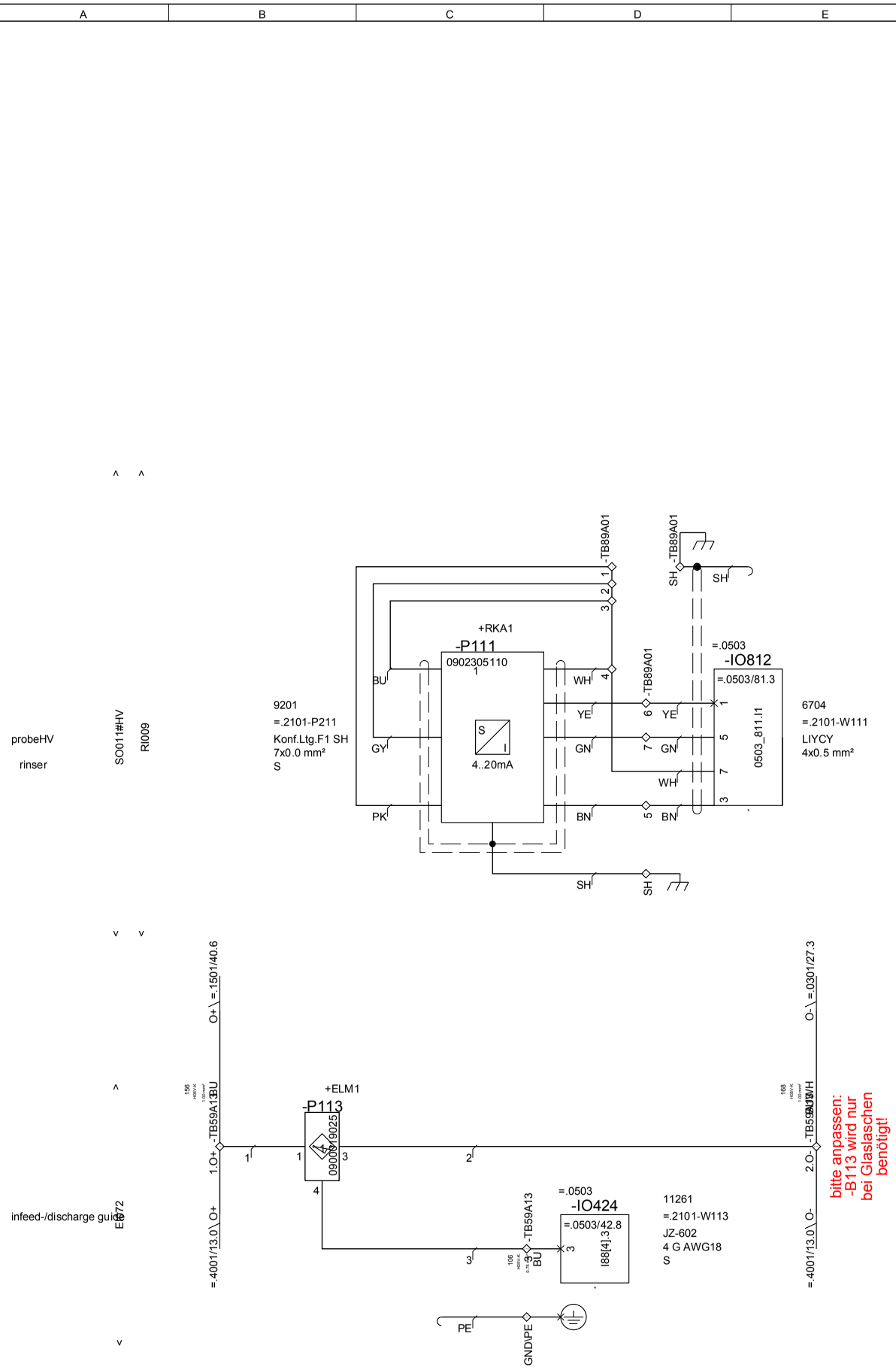

HO001&MA002
height adjustment system machine head

date	11.04.2013	machine type	rinser	probe	equi. K563D13	+SK1	=RI1.2101
eng.	Krupka						
CAD	Krupka	machine model	Moduljet	client	K563D13-001	STR	sheet 11 118/147
				Lagunitas Brewing Company			
		version/	02	SFT_RIG0_201301 21/01011			

KRONES

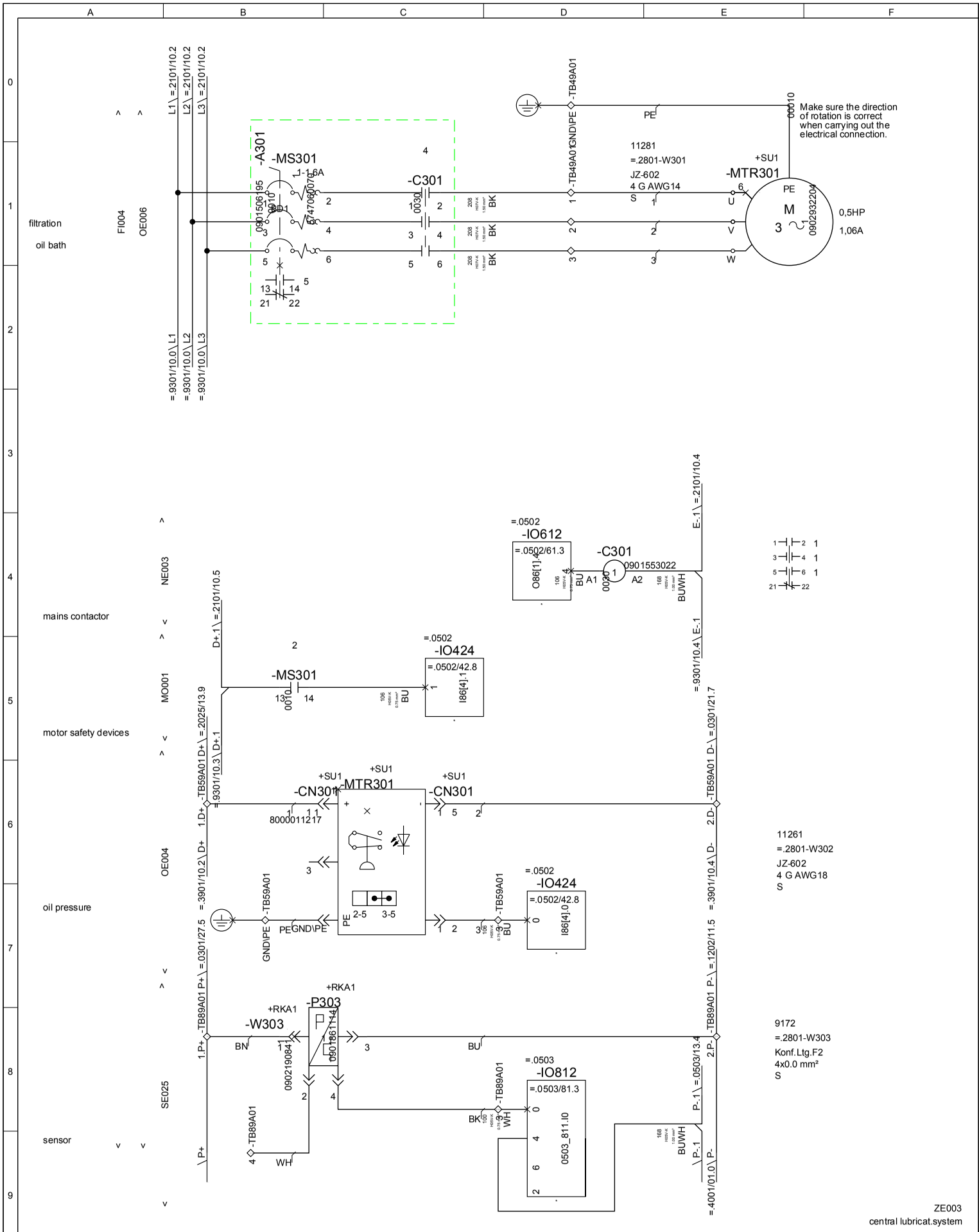

date	12.04.2013	machine type	rinser	filtration	equi. K563D13	+SK1	=RI1.2801
eng.	Krupka						
CAD	Krupka	machine model	Moduljet	client	K563D13-001	STR	sheet 30 / 119/147
				Lagunitas Brewing Company			
		version/	02	SFT_RIG0_201301 28/01021			

KRONES

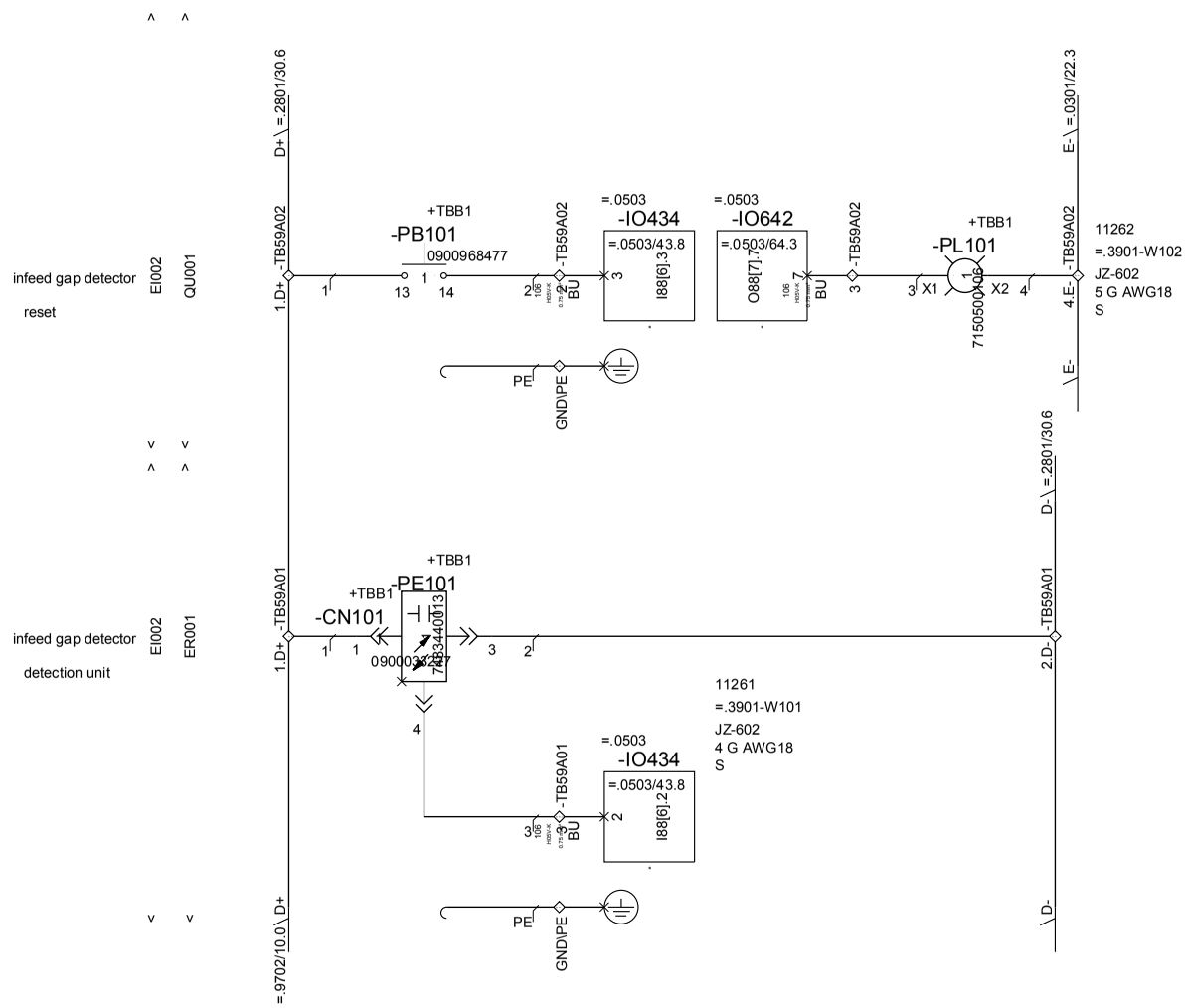

EI002
infeed gap detector

date	12.04.2013	machine type	rinser	control elements	equi. K563D13	+SK1	=RI1.3901
eng.	Krupka						
CAD	Krupka	machine model	Moduljet	client	K563D13-001	STR	sheet 10 / 120/147
				Lagunitas Brewing Company			
		version/	02	SFT_RIG0_201301 39/01011			

KRONES

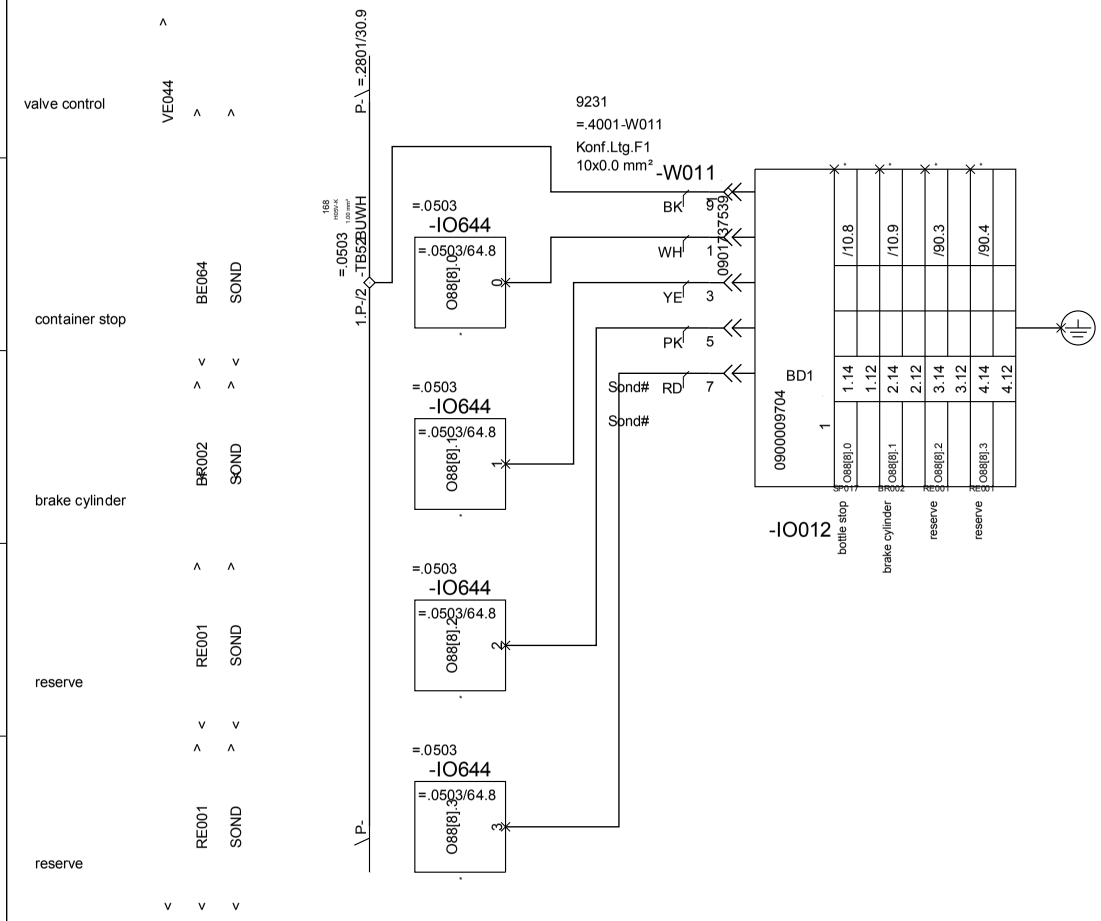

LE007&MA063
speed control system machine control

date	12.04.2013	machine type	rinser	valve block	equi. K563D13	+SK1	=RI1.4001
eng.	Krupka						
CAD	Krupka	machine model	Moduljet	client	K563D13-001	STR	sheet 01 121/147
				Lagunitas Brewing Company			
		version/	02	SFT_RIG0_201301 40/01012			

KRONES

bottle stop	SP017	^ v
brake cylinder	BR002	^ v

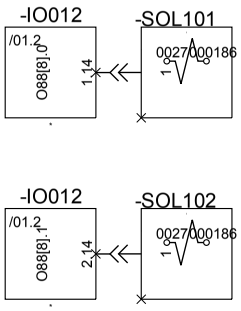

LE007&MA063
speed control system machine control

date	11.04.2013	machine type	rinser	container stop	equi. K563D13	+SK1	=RI1.4001
eng.	Krupka						
CAD	Krupka	machine model	Moduljet	client	K563D13-001	STR	sheet 10 122/147
				Lagunitas Brewing Company			
		version/	02	SFT_RIG0_201301 40/01012			

KRONES

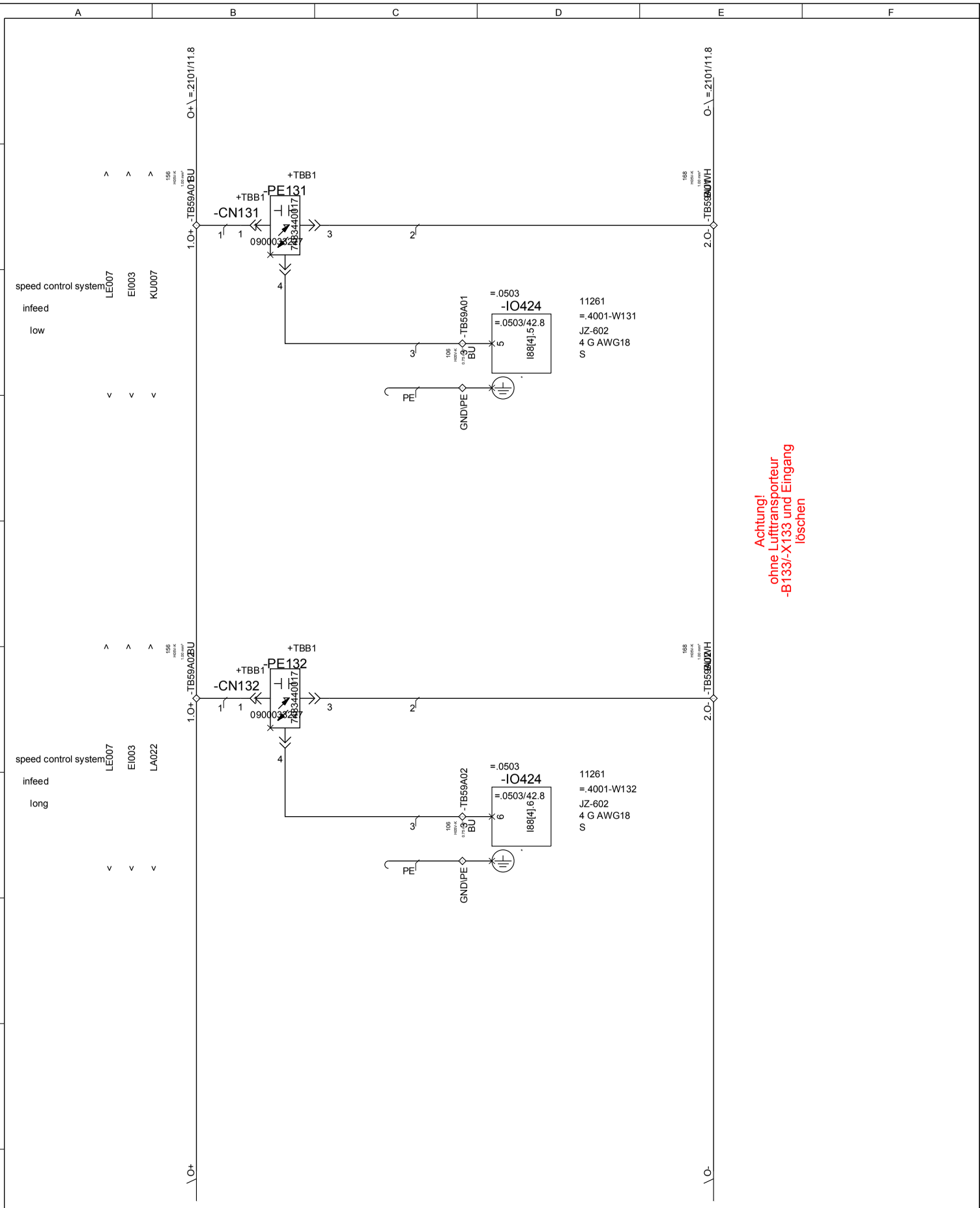

LE007&MA063
speed control system machine control

date	12.04.2013	machine type	rinser	back-up-switch	equi. K563D13	+SK1	=RI1.4001
eng.	Krupka						
CAD	Krupka	machine model	Moduljet	client	K563D13-001	STR	sheet 13 / 123/147
				Lagunitas Brewing Company			
		version/	02	SFT_RIG0_201301 40/01012			

KRONES

reserve

RE001

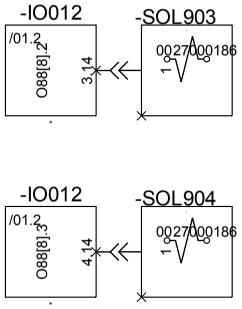

LE007&MA063
speed control system machine control

date	12.04.2013	machine type	rinser	reserve	equi. K563D13	+SK1	=RI1.4001
eng.	Krupka						
CAD	Krupka	machine model	Moduljet	client	K563D13-001	STR	sheet 90 124/147
		version/	02	Lagunitas Brewing Company			
				SFT_RIG0_201301 40/01012			

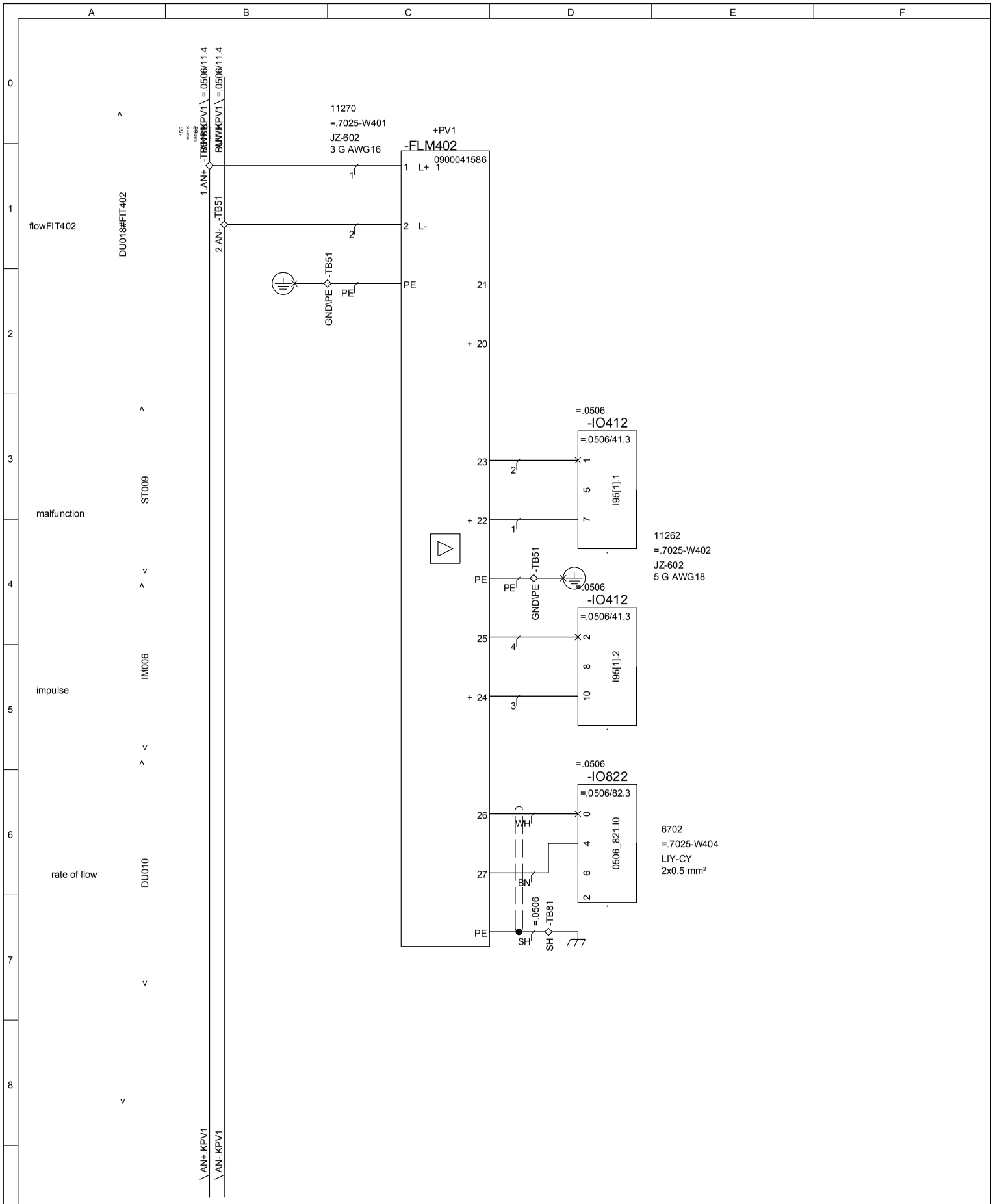

ME052
general measurement

date	15.04.2013	machine type	rinser	flow meter FIT402	equi. K563D13	+KPV1	=RI1.7025
eng.	Krupka						
CAD	Krupka	machine model	Moduljet	client	K563D13-001	STR	sheet 40 / 125/147
				Lagunitas Brewing Company			
		version/	02	SFT_RIG0_201301 70/01061			

KRONES

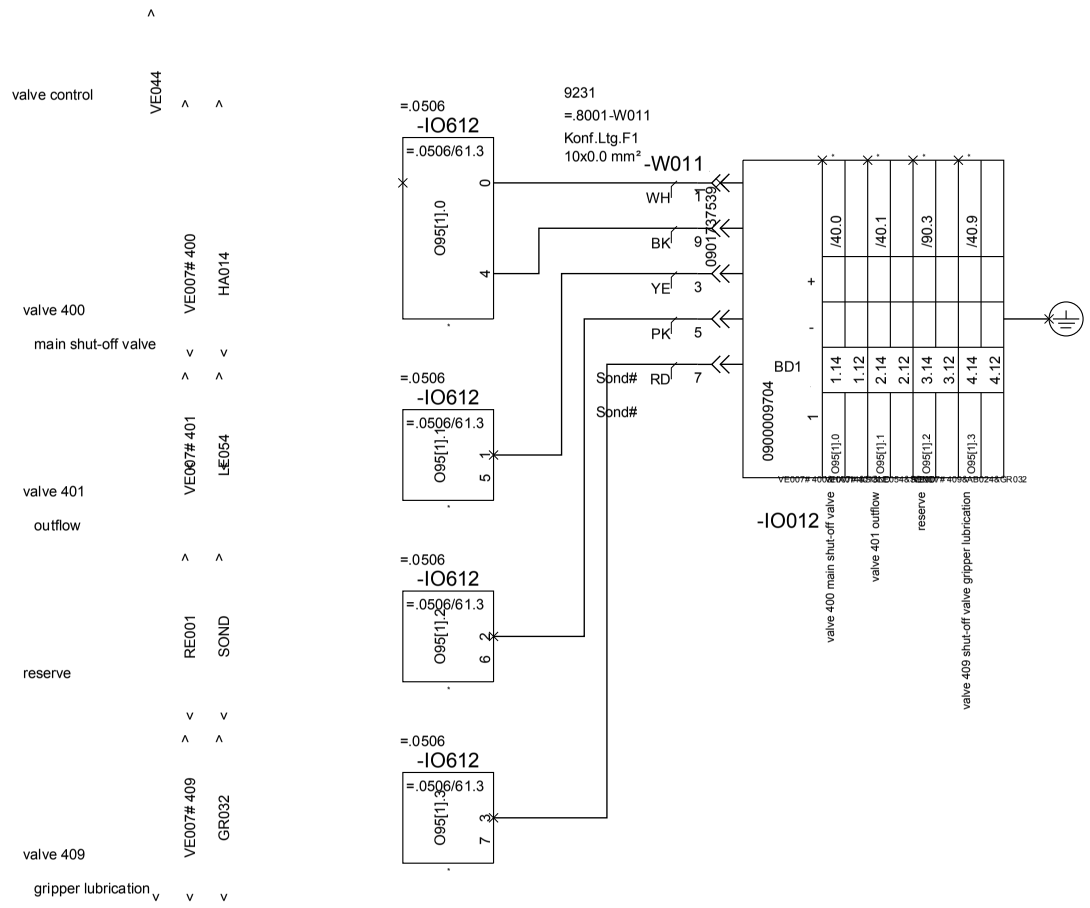

VE044
valve control

date	11.04.2013	machine type	rinser	valve block	equi. K563D13	+KPV1	=RI1.8001
eng.	Krupka						
CAD	Krupka	machine model	Moduljet	client	K563D13-001	STR	sheet 01 126/147
				Lagunitas Brewing Company			
		version/	02	SFT_RIG0_201301 80/01011			

KRONES

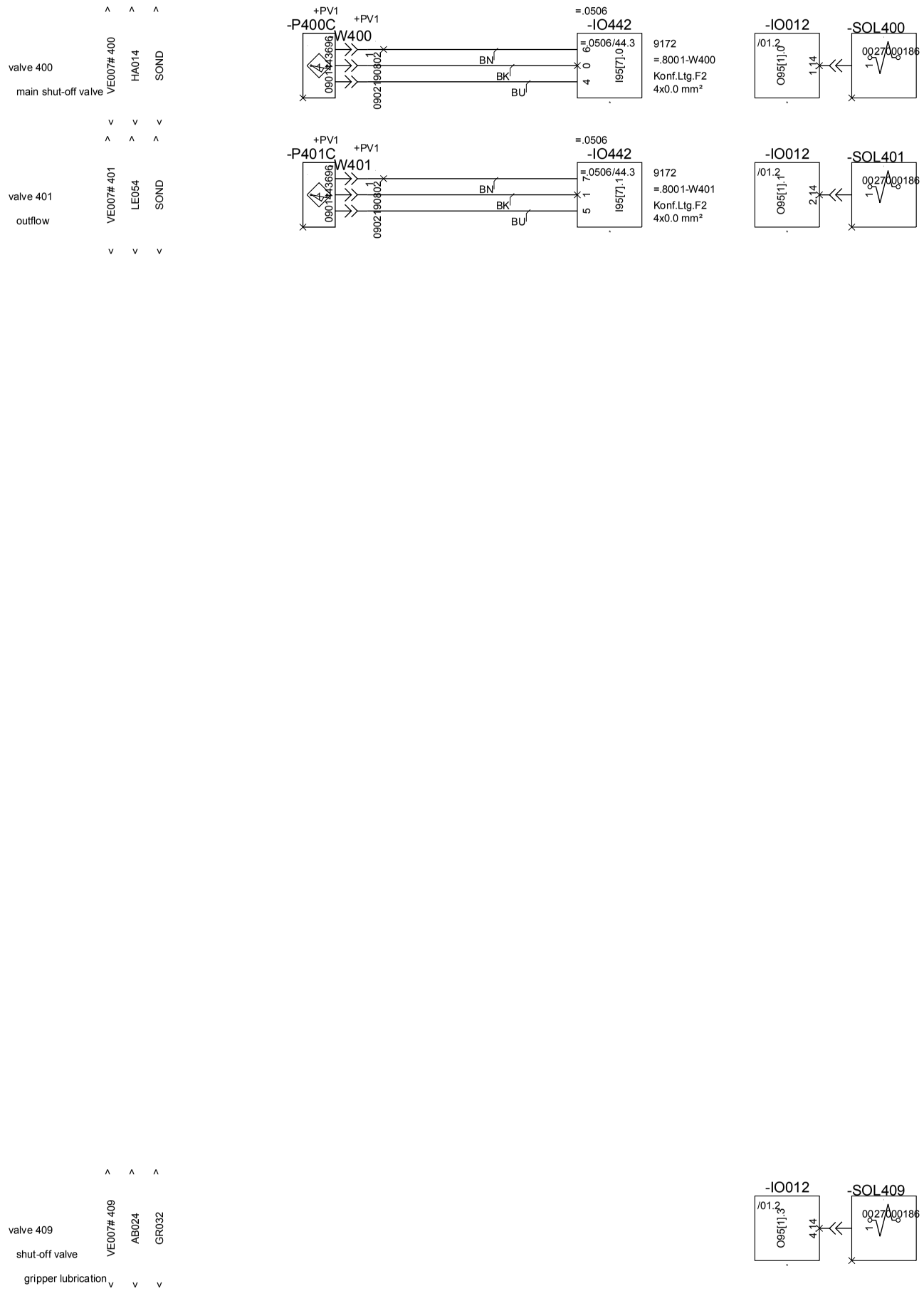

VE044
valve control

date	15.04.2013	machine type	rinser	valve 400-409	equi. K563D13	+KPV1	=RI1.8001
eng.	Krupka						
CAD	Krupka	machine model	Moduljet	client	K563D13-001	STR	sheet 40 127/147
				Lagunitas Brewing Company			
		version/	02	SFT_RIG0_201301 80/01011			

KRONES

reserve

RE001

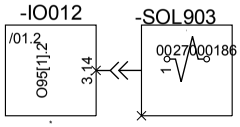

VE044
valve control

date	12.04.2013	machine type	rinser	reserve	equi. K563D13	+KPV1	=RI1.8001
eng.	Krupka						
CAD	Krupka	machine model	Moduljet	client	K563D13-001	STR	sheet 90 128/147
		version/	02	Lagunitas Brewing Company			
				SFT_RIG0_201301 80/01011			

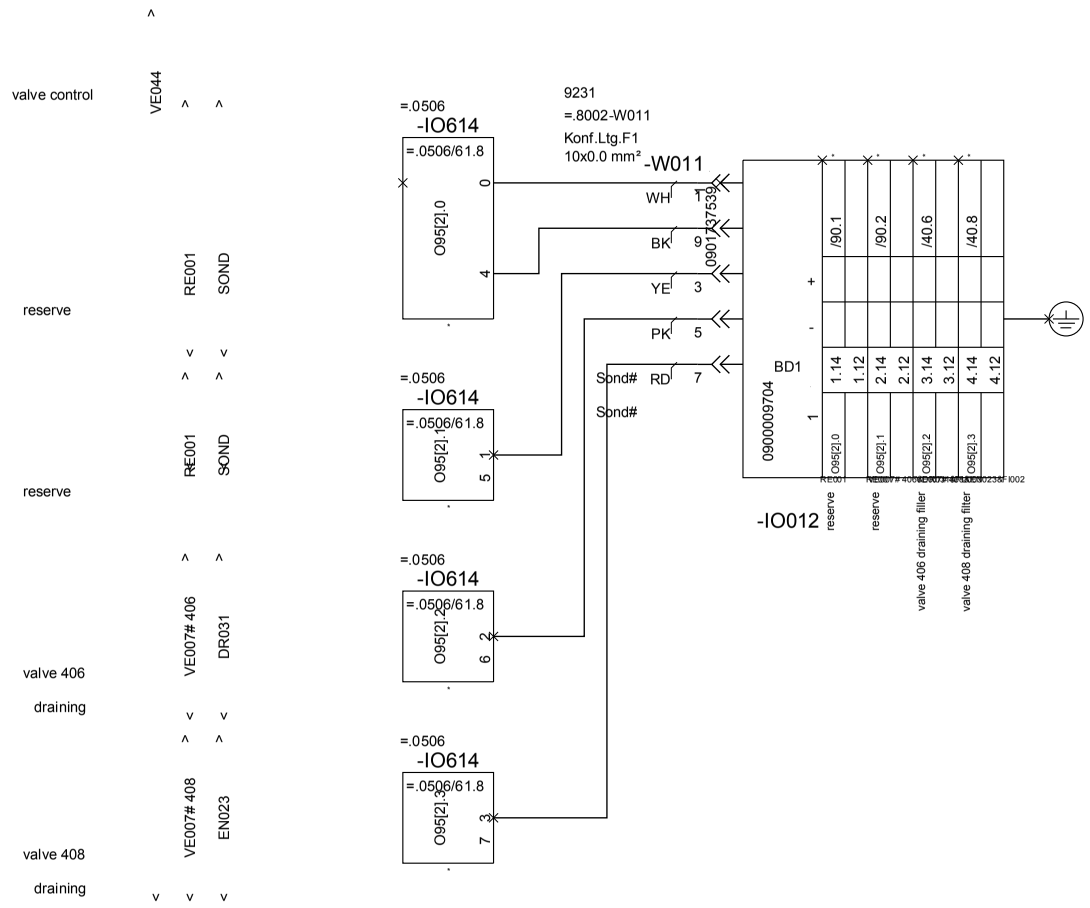

VE044
valve control

date	12.04.2013	machine type	rinser	valve block	equi. K563D13	+KPV1	=RI1.8002
eng.	Krupka						
CAD	Krupka	machine model	Moduljet	client	K563D13-001	STR	sheet 01 129/147
				Lagunitas Brewing Company			
		version/	02	SFT_RIG0_201301 80/01020			

KRONES

valve 406
draining
filler

^ VE007# 406 v
^ DR031 v
^ FU003 v

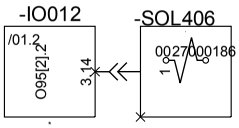

valve 408
draining
filter

^ VE007# 408 v
^ EN023 v
^ FI002 v

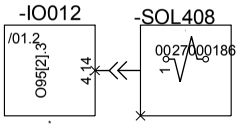

VE044
valve control

date	12.04.2013	machine type	rinser	valve 406-408	equi. K563D13	+KPV1	=RI1.8002
eng.	Krupka						
CAD	Krupka	machine model	Moduljet	client	K563D13-001	STR	sheet 40 130/147
				Lagunitas Brewing Company			
		version/	02	SFT_RIG0_201301 80/01020			

KRONES

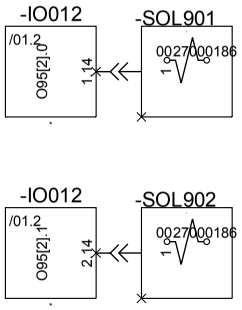

reserve RE001

VE044
valve control

date	12.04.2013	machine type	rinser	reserve	equi. K563D13	+KPV1	=RI1.8002
eng.	Krupka						
CAD	Krupka	machine model	Moduljet	client	K563D13-001	STR	sheet 90 131/147
		version/	02	Lagunitas Brewing Company			
				SFT_RIG0_201301 80/01020			

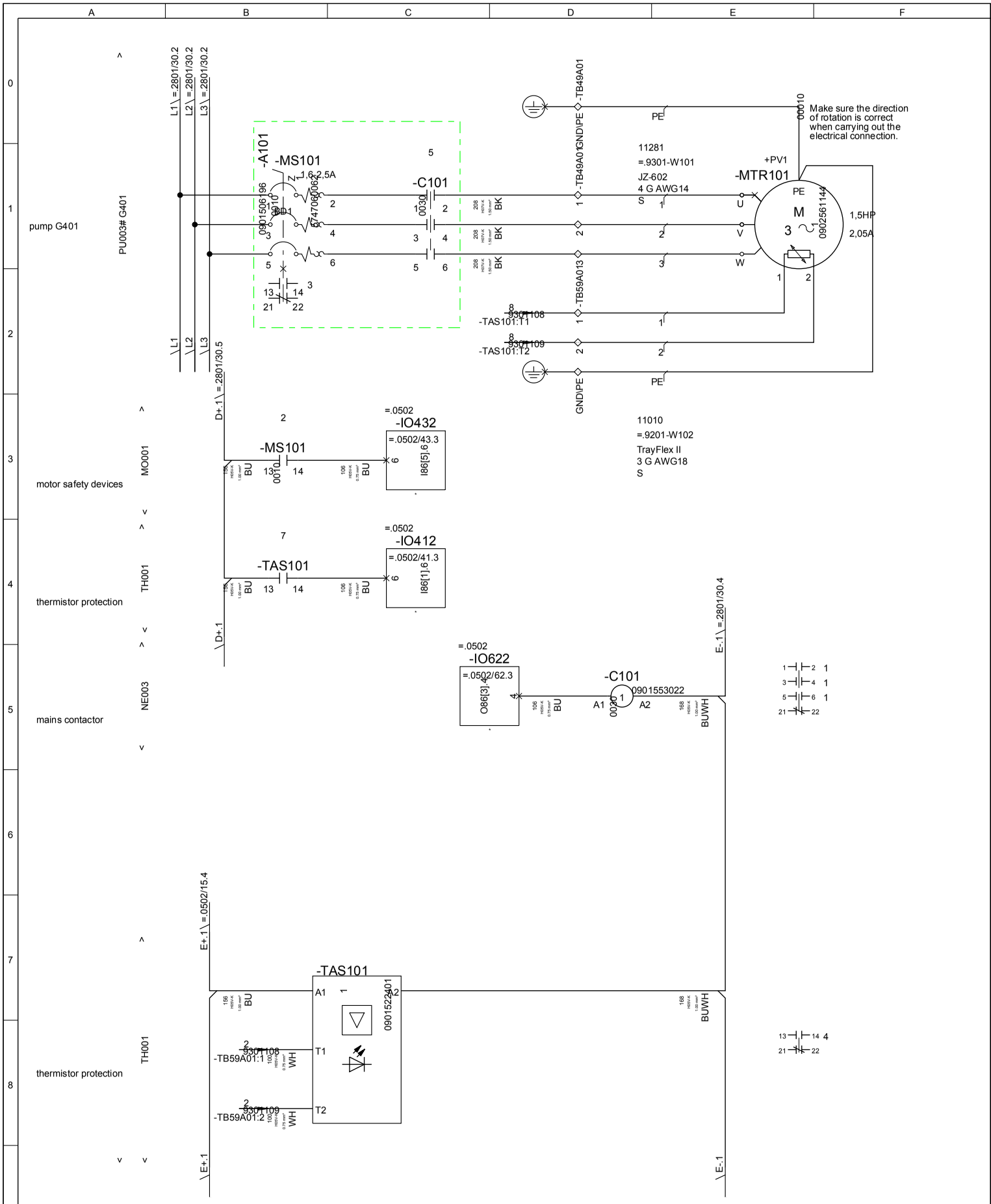

RU061# /&UM014
return pump / circulation pump

date	15.04.2013	machine type	rinser	pump G401	equi. K563D13	+SK1	=RI1.9301
eng.	Krupka						
CAD	Krupka	machine model	Moduljet	client	K563D13-001	STR	sheet 10
				Lagunitas Brewing Company			132/147
		version/	02	SFT_RIG0_201301 93/01010			

KRONES

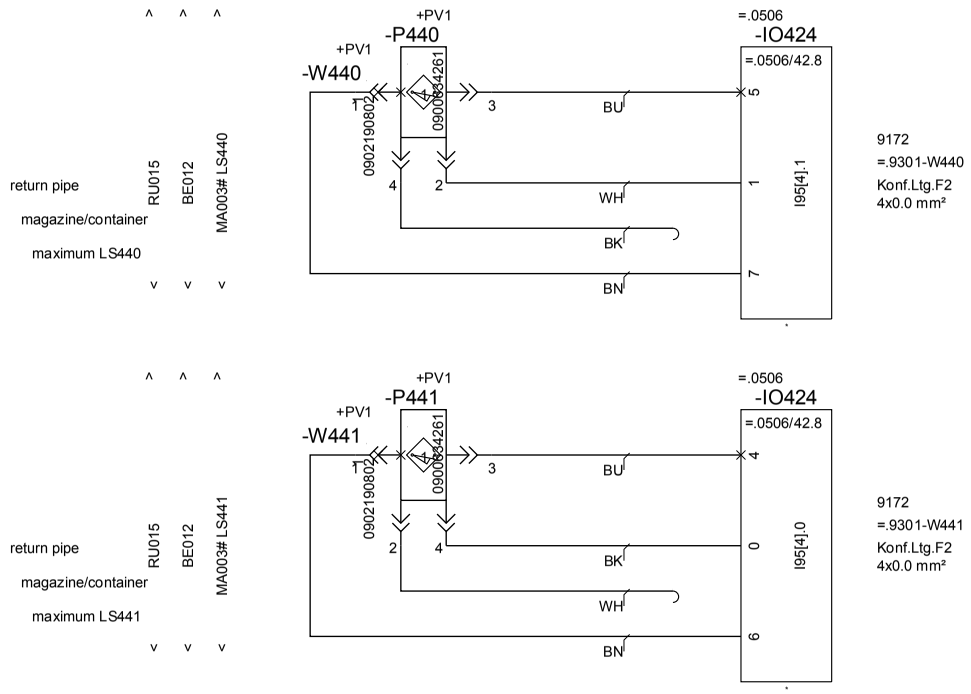

RU061&UM014
return pump circulation pump

date	11.04.2013	machine type	rinser	container monitoring	equi. K563D13	+KPV1	=RI1.9301
eng.	Krupka						
CAD	Krupka	machine model	Moduljet	client	K563D13-001	STR	sheet 44 133/147
				Lagunitas Brewing Company			
		version/	02	SFT_RIG0_201301 93/01010			

KRONES

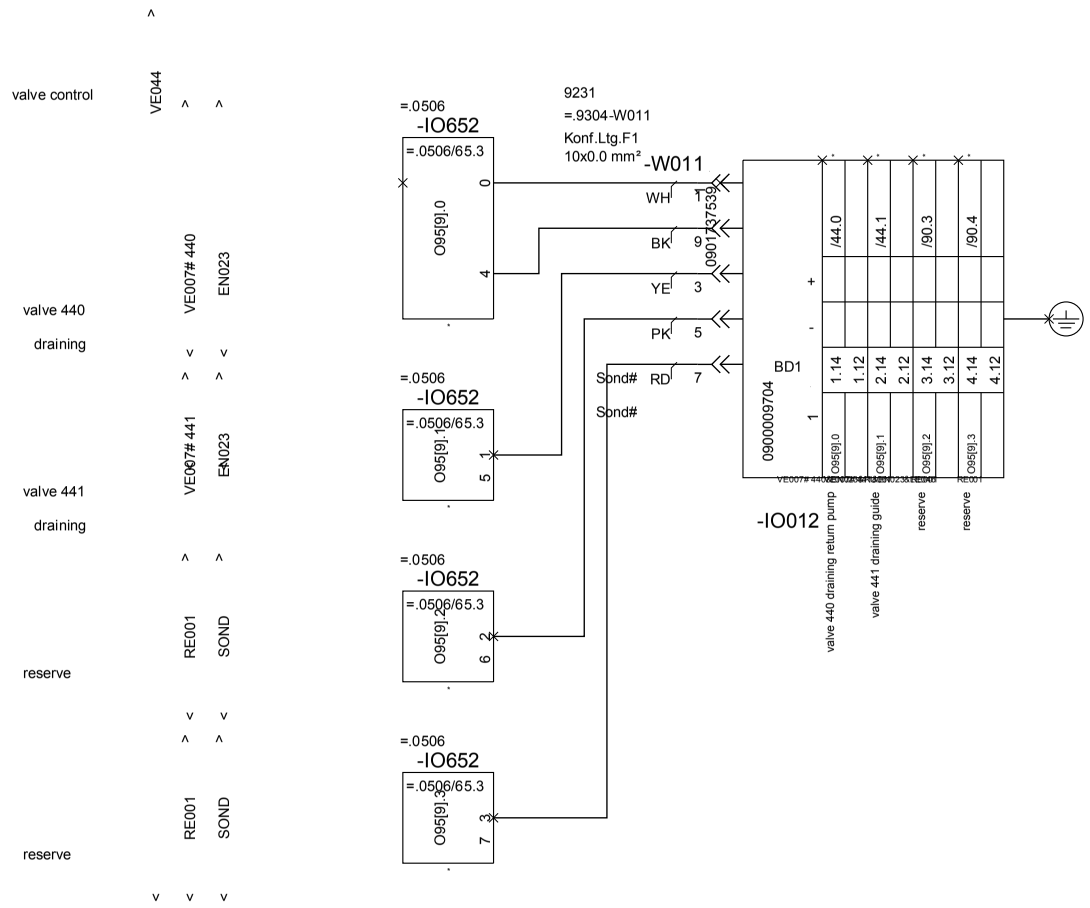

RU061# /&UM014
return pump / circulation pump

date	12.04.2013	machine type	rinser	valve block	equi. K563D13	+KPV1	=RI1.9304
eng.	Krupka						
CAD	Krupka	machine model	Moduljet	client	K563D13-001	STR	sheet 01 134/147
				Lagunitas Brewing Company			
		version/	02	SFT_RIG0_201301 93/01040			

KRONES

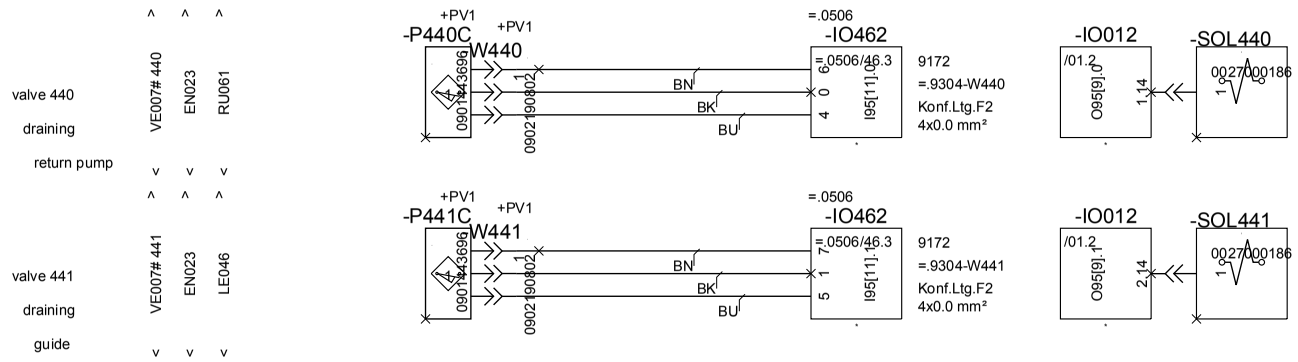

RU061&UM014
return pump circulation pump

date	12.04.2013	machine type	rinser	valve 440-441	equi. K563D13	+KPV1	=RI1.9304
eng.	Krupka						
CAD	Krupka	machine model	Moduljet	client	K563D13-001	STR	sheet 44 135/147
		version/	02	Lagunitas Brewing Company			
				SFT_RIG0_201301 93/01040			

KRONES

reserve

RE001

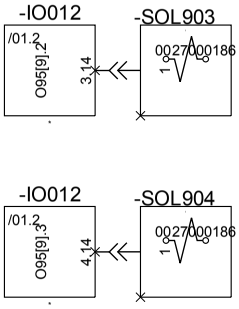

RU061# /&UM014
return pump / circulation pump

date	12.04.2013	machine type	rinser	reserve	equi. K563D13	+KPV1	=RI1.9304
eng.	Krupka						
CAD	Krupka	machine model	Moduljet	client	K563D13-001	STR	sheet 90 136/147
		version/	02	Lagunitas Brewing Company			
				SFT_RIG0_201301 93/01040			

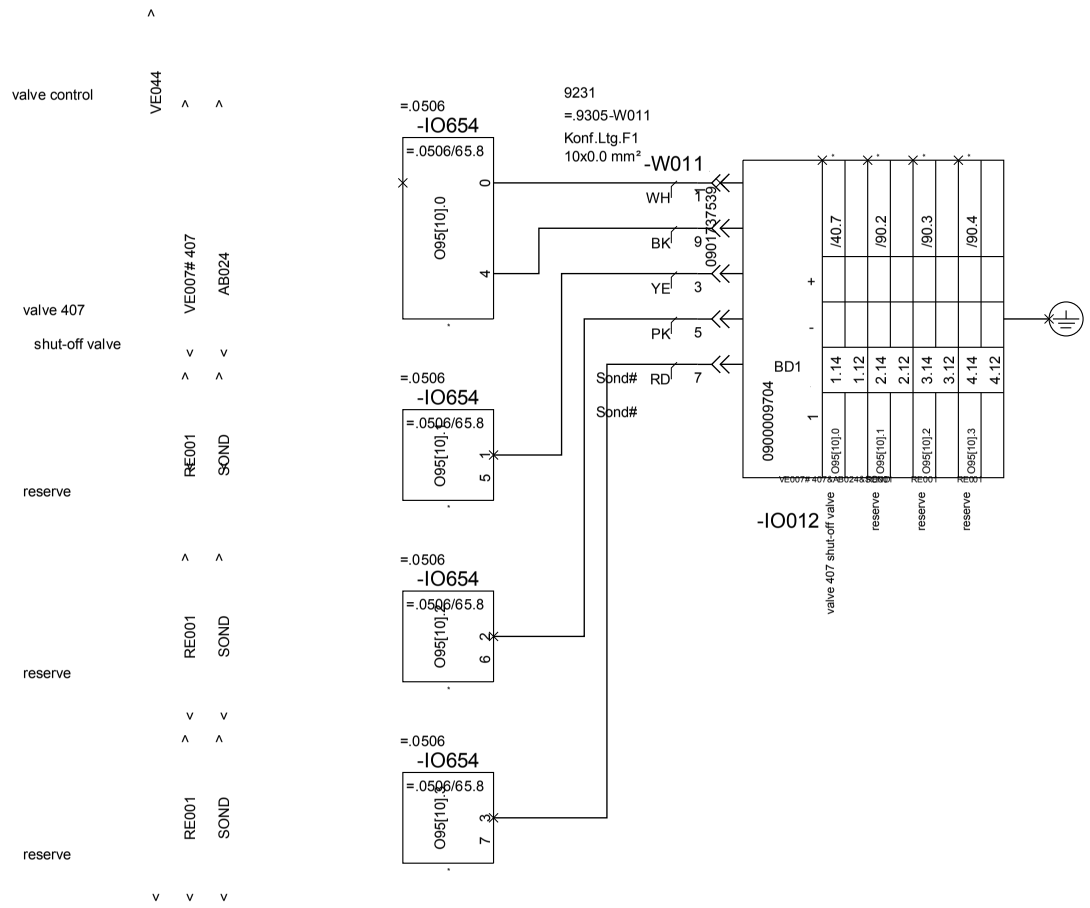

RU061# /&UM014
return pump / circulation pump

date	12.04.2013	machine type	rinser	valve block	equi. K563D13	+KPV1	=RI1.9305
eng.	Krupka						
CAD	Krupka	machine model	Moduljet	client	K563D13-001	STR	sheet 01 137/147
				Lagunitas Brewing Company			
		version/	02	SFT_RIG0_201301 93/01050			

KRONES

valve 407

shut-off valve

^ ^ ^

VE007# 407 AB024 SOND

v v v

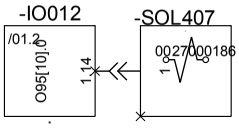

RU061&UM014
return pump circulation pump

date	12.04.2013	machine type	rinser	valve 407	equi. K563D13	+KPV1	=RI1.9305
eng.	Krupka						
CAD	Krupka	machine model	Moduljet	client	K563D13-001	STR	sheet 40 138/147
				Lagunitas Brewing Company			
		version/	02	SFT_RIG0_201301 93/01050			

KRONES

reserve

RE001

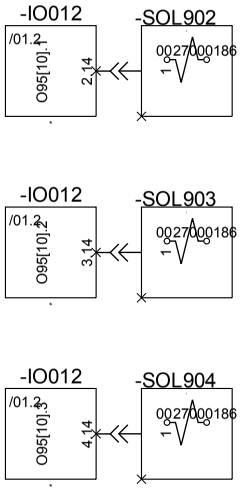

RU061# /&UM014
return pump / circulation pump

date	12.04.2013	machine type	rinser	reserve	equi. K563D13	+KPV1	=RI1.9305
eng.	Krupka						
CAD	Krupka	machine model	Moduljet	client	K563D13-001	STR	sheet 90 139/147
		version/	02	Lagunitas Brewing Company			
				SFT_RIG0_201301 93/01050			

KRONES

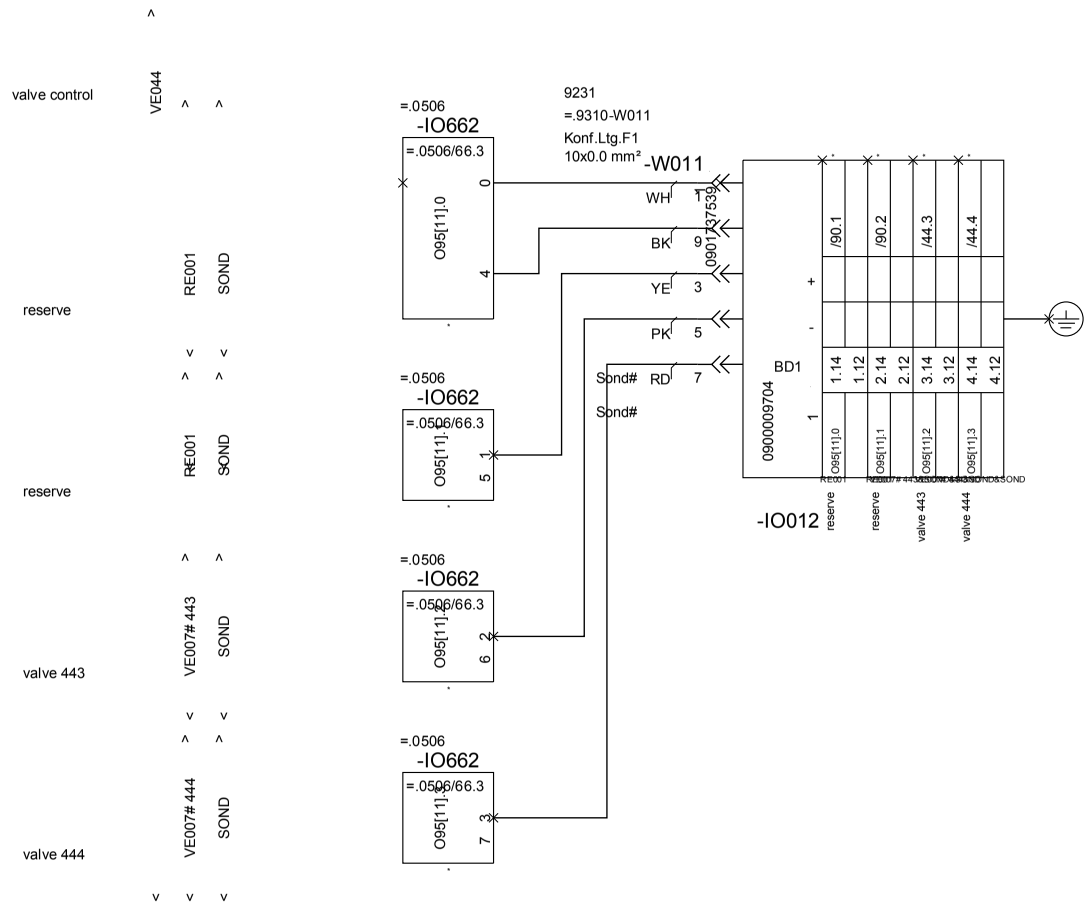

RU061# /&UM014
return pump / circulation pump

date	12.04.2013	machine type	rinser	valve block	equi. K563D13	+KPV1	=RI1.9310
eng.	Krupka						
CAD	Krupka	machine model	Moduljet	client	K563D13-001	STR	sheet 01 140/147
				Lagunitas Brewing Company			
		version/	02	SFT_RIG0_201301 93/01100			

KRONES

valve 443	VE007# 443	SOND	SOND
valve 444	VE007# 444	SOND	SOND

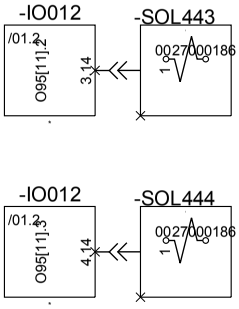

RU061&UM014
return pump circulation pump

date	12.04.2013	machine type	rinser	valve 443-444	equi. K563D13	+KPV1	=RI1.9310
eng.	Krupka						
CAD	Krupka	machine model	Moduljet	client	K563D13-001	STR	sheet 44 141/147
				Lagunitas Brewing Company			
		version/	02	SFT_RIG0_201301 93/01100			

KRONES

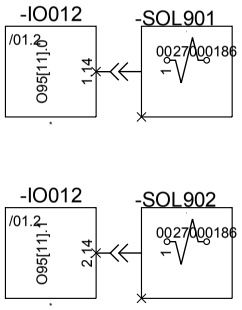

reserve

RE001

RU061# /&UM014
return pump / circulation pump

date	12.04.2013	machine type	rinser	reserve	equi. K563D13	+KPV1	=RI1.9310
eng.	Krupka						
CAD	Krupka	machine model	Moduljet	client	K563D13-001	STR	sheet 90 142/147
		version/	02	Lagunitas Brewing Company			
				SFT_RIG0_201301 93/01100			

KRONES

^ ^

=FM
-TB99
1
8000020477

signal transmission SI022
customer KU001

v v

SI022
signal transmission

date	12.04.2013	machine type	rinser	customer	equi. K563D13	+SS	=RI1.9701
eng.	Krupka						
CAD	Krupka	machine model	Moduljet	client	K563D13-001	STR	sheet 02 143/147
		version/	02	Lagunitas Brewing Company			
				SFT_RIG0_201301 97/01001			

KRONES

^ ^

=FU1.9714
-TB99A05 Pl.-Nr.:K123989-001
1
8000020477
=.9708/15.3

=FU1.9714
-CN235
1
8000020477
=.9708/23.6

signal transmission SI022 FU003
filler

=FU1.9714
-TB99A02
1
8000020477
=.9708/15.1

=FU1.9714
-CN231
1
8000020477
=.9708/23.2

v v

SI022
signal transmission

date	12.04.2013	machine type	rinser	filler	equi. K563D13	+SK1	=RI1.9701
eng.	Krupka						
CAD	Krupka	machine model	Moduljet	client	K563D13-001	STR	sheet 08 144/147
		version/	02	Lagunitas Brewing Company			
				SFT_RIG0_201301 97/01001			

KRONES

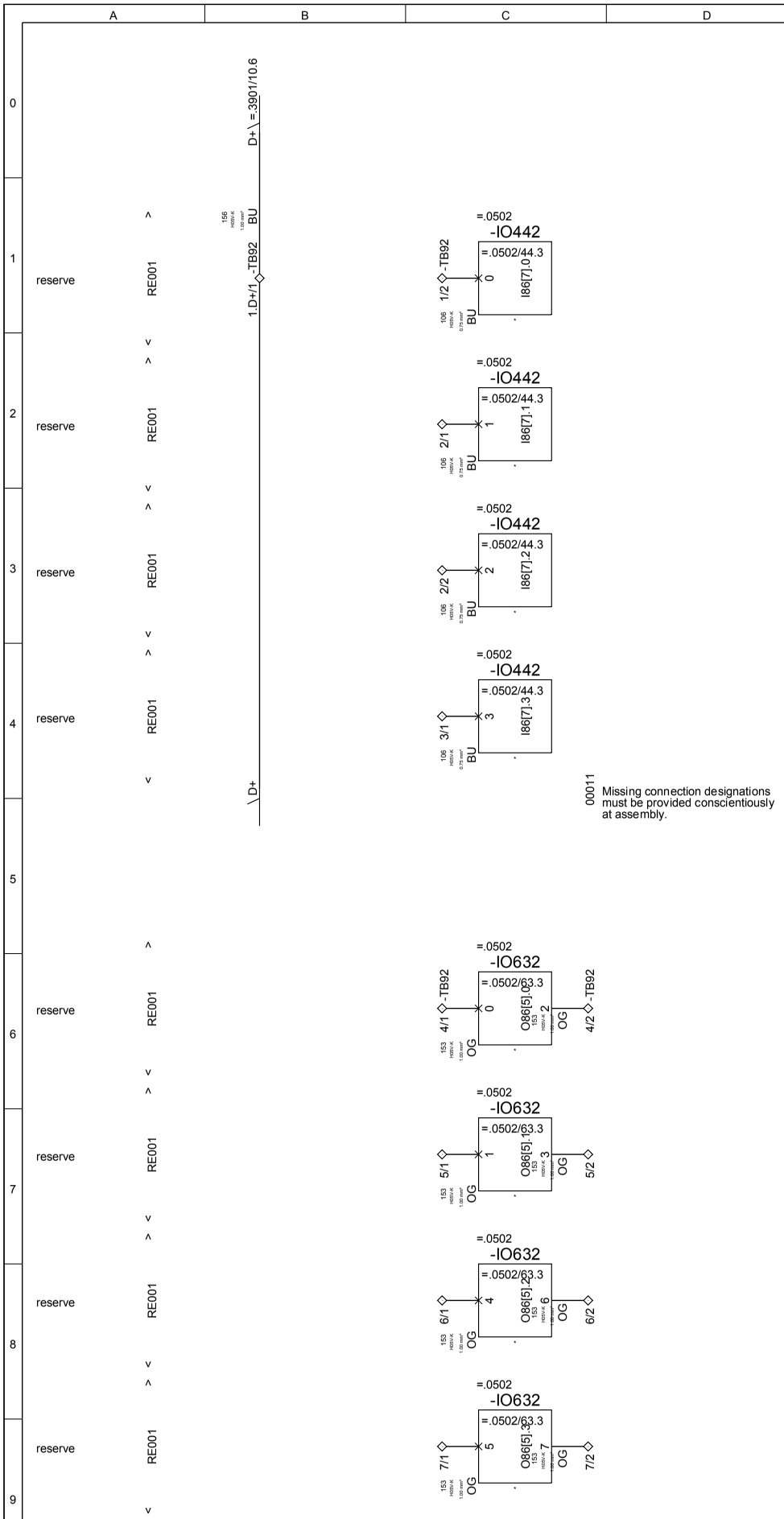

SI022
signal transmission

date	23.08.2013	machine type	rinser	customer	equi. K563D13	+SK1	=RI1.9702
eng.	Krupka						
CAD	Skala	machine model	Moduljet	client	K563D13-001	STR	sheet 10
				Lagunitas Brewing Company			145/147
		version/	02	SFT_RIG0_201301 97/01020			

KRONES

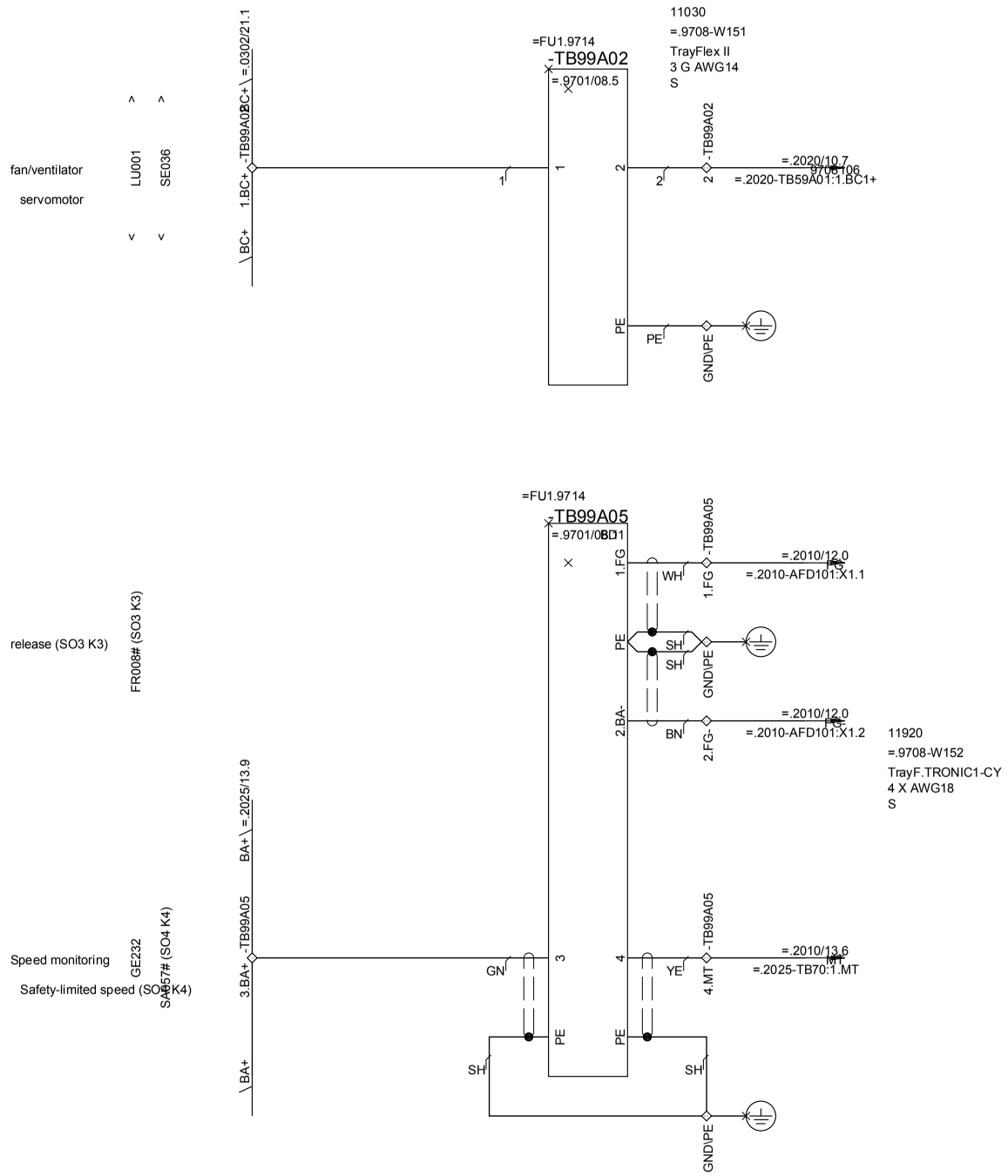

SI022
signal transmission

date	12.04.2013	machine type	rinser	filler	equi. K563D13	+SK1	=RI1.9708
eng.	Krupka						
CAD	Krupka	machine model	Moduljet	client	K563D13-001	STR	sheet 15 146/147
		version/	02	Lagunitas Brewing Company			
				SFT_RIG0_201301 97/01081			

KRONES

Ethernet switch

ET051 SW002

control unit filler

ST027 FU003

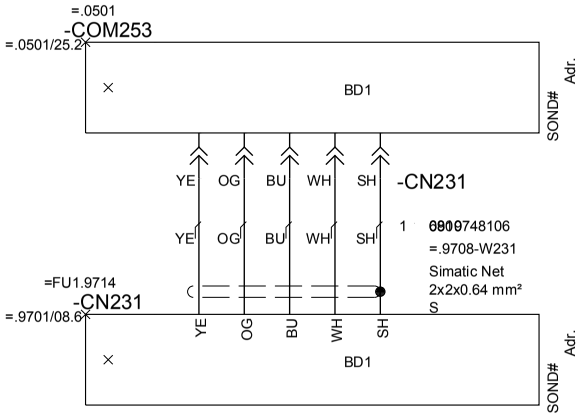

connection

AN125

Powerlink

PO502

servo control

SE035

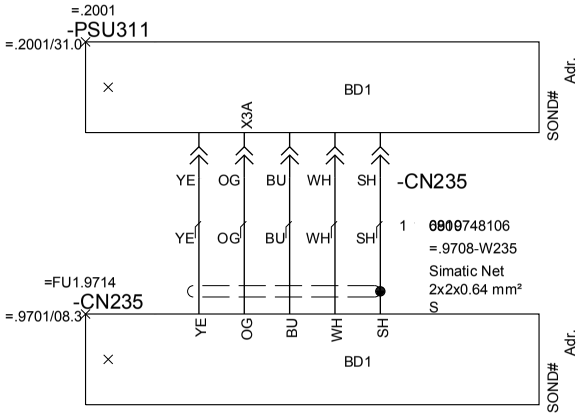

SI022
signal transmission

date	12.04.2013	machine type	rinser	connection	equi. K563D13	+SK1	=RI1.9708
eng.	Krupka						
CAD	Krupka	machine model	Moduljet	client	K563D13-001	STR	sheet 23 147/147
		version/	02	Lagunitas Brewing Company			
				SFT_RIG0_201301 97/01081			

	B	C	D	1 THHN GN 1 X AWG8 0.0 =.0101-W905	2 TrayFlex II 7 G AWG14 0.0 =.0301-W671	3 JZ-602 3 G AWG16 0.0 =.7025-W401	4 JZ-602 5 G AWG18 0.0 =.7025-W402	5 LIY-CY 2x0.5 mm² 0.0 =.7025-W404	F
		* =RI1.0101 -TB21 +KPV1							* *
		1 ====== r							
		2 GND\PE r	=RI1.0101 +SK1 -GND GND\PE	GN					STR=RI1.0101/90.5
		3 ------ r							
		=RI1.0301 -TB51 +KPV1							
		1 ====== r							
		2 1 r	=RI1.0301 +SK1 -TB59A20 1		1				STR=RI1.0301/67.1 AL+
		3 2 r	=RI1.0301 +SK1 -TB59A20 2		2				STR=RI1.0301/67.1 AL-
	=RI1.0506 +KPV1-COM012 6/V	4 3.AM+ r	=RI1.0301 +SK1 -TB59A20 3.AM+		3				STR=RI1.0301/67.2 AM+
	=RI1.0506 +KPV1-COM012 4/C	5 4.AM- r	=RI1.0301 +SK1 -TB59A20 4.AM-		4				STR=RI1.0301/67.2 AM-
	=RI1.0506 +KPV1-PSU111 6	6 5.AN+ r	=RI1.0301 +SK1 -TB59A20 5.AN+		5				STR=RI1.0301/67.2 AN+
	=RI1.0506 +KPV1-PSU111 4	7 6.AN- r	=RI1.0301 +SK1 -TB59A20 6.AN-		6				STR=RI1.0301/67.2 AN-
		8 GND\PE r	=RI1.0301 +SK1 -TB59A20 GND\PE		PE				STR=RI1.0301/67.3
		9 ------ r							
		=RI1.0506 -TB51 +KPV1							
		1 ====== r							
		2 GND\PE r	=RI1.0506 +KPV1 -COM012 2/GND						STR=RI1.0506/01.3
		3 GND\PE r	=RI1.0506 +KPV1 -PSU111 2						STR=RI1.0506/11.2
		4 ------ r							
		=RI1.0506 -TB81 +KPV1							
		1 SH r	=RI1.7025 +PV1 -FLM402 PE				SH		STR=RI1.7025/40.7
		=RI1.7025 -TB51 +KPV1							
		1 ====== r							
	=RI1.0506 +KPV1-PSU111 7	2 1.AN+ r	=RI1.7025 +PV1 -FLM402 1		1				STR=RI1.7025/40.1 AN+
	=RI1.0506 +KPV1-PSU111 5	3 2.AN- r	=RI1.7025 +PV1 -FLM402 2		2				STR=RI1.7025/40.1 AN-
		4 GND\PE r	=RI1.7025 +PV1 -FLM402 PE		PE				STR=RI1.7025/40.2
		5 GND\PE r	=RI1.7025 +PV1 -FLM402 PE			PE			STR=RI1.7025/40.4
		6 ------ r							

date	26.08.2013	machine type rinser	KRONES	terminal strip +KPV1	equi. K563D13	+KPV1	KPV1
eng.	Krupka						
CAD	Skala	machine model Moduljet		client	K563D13-001	VBV	sheet 01 1/21
				Lagunitas Brewing Company			
		version/ 02					999

	1	2	3	4	5	6	F
	THHN GN 1 X AWG8 0.0 =.0101-W901	THHN GN 1 X AWG8 0.0 =.0101-W902	THHN GN 1 X AWG8 0.0 =.0101-W904	THHN GN 1 X AWG8 0.0 =.0101-W905	Konf.Ltg.Z 2x0.0 mm² 0.0 =.0201-W101	Konf.Ltg.Z PE 5x0.0 mm² 0.0 =.0201-W151	* *

=RI1.0101 -GND +SK1

	B	C	D	F
1		GND\PE r		STR=RI1.0101/10.1 GND\PE
2		GND\PE r		STR=RI1.0101/10.1 GND\PE
3		GND\PE r	=RI1.0101 +SK1 -T151 0V	STR=RI1.0101/15.3 L0B
4		GND\PE r	=RI1.0101 +SK1 -T151 PE	STR=RI1.0101/15.3
5		GND\PE r		STR=RI1.0104/10.1 GND\PE
6		GND\PE r	=RI1.0301 +SK1 -TB67 2.GND\PE	STR=RI1.0301/10.1 -
7		GND\PE r	=RI1.0301 +SK1 -PSU101 PE	STR=RI1.0301/10.3
8		GND\PE r	=RI1.0302 +SK1 -TB67 3.-	STR=RI1.0302/10.2 -
9		GND\PE r	=RI1.0501 +SK1 -COM253 1	STR=RI1.0501/25.3
10		GND\PE r	=RI1.0502 +SK1 -COM012 2/GND	STR=RI1.0502/01.3
11		GND\PE r	=RI1.0502 +SK1 -PSU111 2	STR=RI1.0502/11.2
12		GND\PE r	=RI1.0502 +SK1 -CN151 2	STR=RI1.0502/15.2
13		GND\PE r	=RI1.0503 +SK1 -COM012 2/GND	STR=RI1.0503/01.3
14		GND\PE r	=RI1.0503 +SK1 -COM052 2/GND	STR=RI1.0503/05.3
15		GND\PE r	=RI1.0503 +SK1 -PSU131 2	STR=RI1.0503/13.2
16		GND\PE r	=RI1.2001 +SK1 -LR311 X1.PE	STR=RI1.2001/31.2
17		GND\PE r	=RI1.2001 +SK1 -LR311 PE	STR=RI1.2001/31.2
18		GND\PE r	=RI1.2001 +SK1 -PSU311 PE	STR=RI1.2001/31.2
19		GND\PE r	=RI1.0101 +SK1 -GND901	GN STR=RI1.0101/90.1
20		GND\PE r	=RI1.0101 +SK1 -GND902	GN STR=RI1.0101/90.2
21		GND\PE r	=RI1.0101 +RKA1 -GND904	GN STR=RI1.0101/90.4
22		GND\PE r	=RI1.0101 +KPV1 -TB21 GND\PE	GN STR=RI1.0101/90.5
23		GND\PE r	=RI1.2001 +SK1 -THRL311 PE	STR=RI1.2001/31.3

=RI1.0104 -TB10 +SK1

	B	C	D	F
1		====== r		
2	=RI1.0101 +SK1 -CB154 2 =RI1.0201 +SK1 -CB151 1	1.L1B r L R		STR=RI1.0104/10.1 L1B
3	=RI1.0104 +SK1 -CB101 13	2.L1 r		STR=RI1.0104/10.1 L1
4		3.L1 r		STR=RI1.0104/10.1 L1
5	=RI1.0101 +SK1 -T151 0V =RI1.0201 +SK1 -TB40 4.L0B	4.L0B r L R		STR=RI1.0104/10.1 L0B
6	=RI1.0201 +SK1 -TB40 2.L0A	5.L0 r		STR=RI1.0104/10.1 L0A
7		6.L0 r		STR=RI1.0104/10.1 L0
8		GND\PE r		STR=RI1.0104/10.1 GND\PE
9		------ r		

=RI1.0201 -TB40 +SK1

	B	C	D	F
1		====== r		
2	=RI1.0104 +SK1 -CB101 22	1.L3A r	=RI1.0201 +SK1 -FL101 L	1 STR=RI1.0201/10.1 L3A
3	=RI1.0104 +SK1 -TB10 5.L0	2.L0A r	=RI1.0201 +SK1 -FL101 N	2 STR=RI1.0201/10.1 L0A
4	=RI1.0201 +SK1 -CB151 24	3 r	=RI1.0201 +SK1 -AC151 L	1 STR=RI1.0201/15.1
5	=RI1.0104 +SK1 -TB10 4.L0B	4.L0B r	=RI1.0201 +SK1 -AC151 N	2 STR=RI1.0201/15.1 L0B
6		GND\PE r	=RI1.0201 +SK1 -AC151 PE	PE STR=RI1.0201/15.2
7		------ r		

=RI1.0201 -TB52 +SK1

	B	C	D	F
1		====== r		
2	=RI1.0301 +SK1 -CB212 2 =RI1.2001 +SK1 -TB72 1.D+/2	1.D+/1 r L R	=RI1.0201 +SK1 -AC151 P1	3 STR=RI1.0201/15.3 D+
3	=RI1.0502 +SK1 -IO422 0	1/2 r	=RI1.0201 +SK1 -AC151 P2	4 STR=RI1.0201/15.3
4		------ r		

*

date	26.08.2013	machine type rinser	KRONES	terminal strip +SK1	equi. K563D13	+SK1	SK1
eng.	Krupka						
CAD	Skala	machine model Moduljet		client Lagunitas Brewing Company	K563D13-001	VBV	sheet 01 2/21
		version/ 02					999

TrayFlex II 7 G AWG14 0.0 =.0301-W671
Konf.Ltg.F1 10x0.0 mm² 0.0 =.4001-W011

=RI1.0301 -TB59A20 +SK1

Source			Terminal		Target			Cable	Reference
			1	======					
			2	1	=RI1.0301	+KPV1 -TB51	1	1	STR=RI1.0301/67.1 AL+
			3	2	=RI1.0301	+KPV1 -TB51	2	2	STR=RI1.0301/67.1 AL-
=RI1.0301	+SK1 -CB391	24	3	3.AM+	=RI1.0301	+KPV1 -TB51	3.AM+	3	STR=RI1.0301/67.2 AM+
=RI1.0301	+SK1 -TB67	13.AM-	5	4.AM-	=RI1.0301	+KPV1 -TB51	4.AM-	4	STR=RI1.0301/67.2 AM-
=RI1.0301	+SK1 -CB392	26	6	5.AN+	=RI1.0301	+KPV1 -TB51	5.AN+	5	STR=RI1.0301/67.2 AN+
=RI1.0301	+SK1 -TB67	15.AN-	7	6.AN-	=RI1.0301	+KPV1 -TB51	6.AN-	6	STR=RI1.0301/67.2 AN-
			8	GND\PE	=RI1.0301	+KPV1 -TB51	GND\PE	PE	STR=RI1.0301/67.3
			9	------					

=RI1.0301 -TB67 +SK1

Source			Terminal		Reference
			1	======	
			2	------	
=RI1.0301	+SK1 -PSU101	M3	3	1.-	STR=RI1.0301/10.2 -
=RI1.0101	+SK1 -GND	GND\PE4	4	2.GND\PE	STR=RI1.0301/10.2 -
			5	3.C-	STR=RI1.0301/21.3 C-
=RI1.0503	+SK1-COM012	4/C6	6	4.C-	STR=RI1.0301/21.3 C-
=RI1.2801	+SK1-TB59A01	2.D-7	7	5.D-	STR=RI1.0301/21.7 D-
=RI1.0502	+SK1-PSU111	48	8	6.D-	STR=RI1.0301/21.7 -
=RI1.3901	+SK1-TB59A02	4.E-9	9	7.E-	STR=RI1.0301/22.3 E-
=RI1.0502	+SK1 -CN151	40	10	8.E-	STR=RI1.0301/22.3 -
=RI1.2101	+SK1-TB59A13	2.O11	11	9.O-	STR=RI1.0301/27.3 O-
=RI1.0503	+SK1-COM052	4/C12	12	10.O-	STR=RI1.0301/27.3 O-
=RI1.1201	+SK1-TB59A01	8.P13	13	11.P-	STR=RI1.0301/27.7 P-
=RI1.0503	+SK1-PSU131	44	14	12.P-	STR=RI1.0301/27.7 -
=RI1.0301	+SK1-TB59A20	4.AM15	15	13.AM-	STR=RI1.0301/39.3 AM-
			16	14.AM-	STR=RI1.0301/39.3 AM-
=RI1.0301	+SK1-TB59A20	6.AN17	17	15.AN-	STR=RI1.0301/39.7 AN-
			18	16.AN-	STR=RI1.0301/39.7 -
			19	------	
			20	======	

=RI1.0302 -TB67 +SK1

Source			Terminal		Reference
			1	======	
			2	------	
=RI1.2001	+SK1-PSU331	X3.33	3	1.-	STR=RI1.0302/10.1 -
=RI1.2001	+SK1-PSU331	X2.14	4	2.-	STR=RI1.0302/10.1 -
=RI1.0101	+SK1 -GND	GND\PE5	5	3.-	STR=RI1.0302/10.2 -
			6	4.BA-	STR=RI1.0302/20.3 BA-
=RI1.0502	+SK1-COM012	4/C7	7	5.BA-	STR=RI1.0302/20.3 -
=RI1.2020	+SK1-TB59A01	2.BC-8	8	6.BC-	STR=RI1.0302/21.3 BC-
			9	7.BC-	STR=RI1.0302/21.3 -
			10	8.BE-	STR=RI1.0302/22.3 BE-
=RI1.0501	+SK1-COM253	31	11	9.BE-	STR=RI1.0302/22.3 -
			12	------	
			13	======	

=RI1.0503 -TB52 +SK1

Source			Terminal		Target			Cable	Reference
			1	======					
			2	1/1					
=RI1.2801	+SK1-TB89A01	2.P-3	3	1.P-/2	=RI1.4001	+SK1 -IO012	9	BK	STR=RI1.4001/01.1 P-
			4	------					

date	26.08.2013	machine type	rinser	terminal strip +SK1	equi. K563D13 | +SK1 | SK1
eng.	Krupka				
CAD	Skala	machine model	Moduljet	client	K563D13-001 | VBV | sheet 02 3/21
		version/	02	Lagunitas Brewing Company	999

SPIKA 12x0.5 mm²	0.0	=.1101-W152	1
TrayFlex II 9 G AWG16	0.0	=.1201-W111	2
JZ-602 7 G AWG16	0.0	=.1201-W113	3
TrayFlex II 9 G AWG16	0.0	=.1201-W121	4

=RI1.1101 -TB59A02 +SK1

Target	Terminal	Target	Core	Reference
	1 ======			
=RI1.0503 +SK1 -IO216 62	1	=RI1.1101 +SU1 -FT152 15	1	STR=RI1.1101/15.6
=RI1.0503 +SK1 -IO216 03	2	=RI1.1101 +SU1 -FT152 16	2	STR=RI1.1101/15.6
=RI1.0503 +SK1 -IO216 74	3	=RI1.1101 +SU1 -FT152 35	3	STR=RI1.1101/15.8
=RI1.0503 +SK1 -IO216 15	4	=RI1.1101 +SU1 -FT152 36	4	STR=RI1.1101/15.8
=RI1.0503 +SK1 -IO218 106	5	=RI1.1101 +SU1 -FT152 23	5	STR=RI1.1202/11.9
=RI1.0503 +SK1 -IO218 27	6	=RI1.1101 +SU1 -FT152 24	6	STR=RI1.1202/11.9
=RI1.0503 +SK1 -IO218 118	7	=RI1.1101 +SU1 -FT152 43	7	STR=RI1.1202/11.9
=RI1.0503 +SK1 -IO218 39	8	=RI1.1101 +SU1 -FT152 44	8	STR=RI1.1202/11.9
	10 9	=RI1.1101 +SU1 -FT152 _/_	9	STR=RI1.1202/11.7
	11 10	=RI1.1101 +SU1 -FT152 _/_	10	STR=RI1.1202/11.7
	12 11	=RI1.1101 +SU1 -FT152 _/_	11	STR=RI1.1202/11.8
	13 GND\PE	=RI1.1101 +SU1 -FT152 _/_	PE	STR=RI1.1202/11.8
	14 ------			

=RI1.1201 -TB59A01 +SK1

Target	Terminal	Target	Core	Reference
	1 ======			
=RI1.0503 +SK1 -IO226 62	1	=RI1.1201 +SU1 -LS111 11	1	STR=RI1.1201/11.2
=RI1.0503 +SK1 -IO226 03	2	=RI1.1201 +SU1 -LS111 12	2	STR=RI1.1201/11.1
=RI1.0503 +SK1 -IO226 74	3	=RI1.1201 +SU1 -LS111 21	3	STR=RI1.1201/11.2
=RI1.0503 +SK1 -IO226 15	4	=RI1.1201 +SU1 -LS111 22	4	STR=RI1.1201/11.1
=RI1.0503 +SK1 -IO228 66	5	=RI1.1201 +SU1 -LS111 41	5	STR=RI1.1201/11.3
=RI1.0503 +SK1 -IO228 07	6	=RI1.1201 +SU1 -LS111 42	6	STR=RI1.1201/11.3
=RI1.0503 +SK1 -IO632 28	7	=RI1.1201 +SU1 -LS111 A1	7	STR=RI1.1201/11.3
=RI1.1201 +SK1-TB59A11 5.P- =RI1.0301 +SK1 -TB67 11.P- L	9 8.P-	=RI1.1201 +SU1 -LS111 A2 R	8	STR=RI1.1201/11.3 P-
	10 GND\PE	=RI1.1201 +SU1 -LS111 _/_	PE	STR=RI1.1201/11.3
	11 ------			

=RI1.1201 -TB59A02 +SK1

Target	Terminal	Target	Core	Reference
	1 ======			
=RI1.0503 +SK1 -IO226 102	1	=RI1.1201 +SU1 -LS121 11	1	STR=RI1.1201/12.2
=RI1.0503 +SK1 -IO226 23	2	=RI1.1201 +SU1 -LS121 12	2	STR=RI1.1201/12.1
=RI1.0503 +SK1 -IO226 114	3	=RI1.1201 +SU1 -LS121 21	3	STR=RI1.1201/12.2
=RI1.0503 +SK1 -IO226 35	4	=RI1.1201 +SU1 -LS121 22	4	STR=RI1.1201/12.1
=RI1.0503 +SK1 -IO228 106	5	=RI1.1201 +SU1 -LS121 41	5	STR=RI1.1201/12.3
=RI1.0503 +SK1 -IO228 27	6	=RI1.1201 +SU1 -LS121 42	6	STR=RI1.1201/12.3
=RI1.0503 +SK1 -IO632 38	7	=RI1.1201 +SU1 -LS121 A1	7	STR=RI1.1201/12.3
=RI1.1201 +SK1-TB59A12 5.P- =RI1.1201 +SK1-TB59A11 5.P- L	9 8.P-	=RI1.1201 +SU1 -LS121 A2 R	8	STR=RI1.1201/12.3 P-
	10 GND\PE	=RI1.1201 +SU1 -LS121 _/_	PE	STR=RI1.1201/12.3
	11 ------			

=RI1.1201 -TB59A11 +SK1

Target	Terminal	Target	Core	Reference
	1 ======			
=RI1.0301 +SK1 -CB271 2 =RI1.1201 +SK1-TB59A12 1.O+ L	2 1.O+	=RI1.1201 +SU1 -PB112 13 R	1	STR=RI1.1201/11.4 O+
=RI1.0503 +SK1 -IO412 23	2	=RI1.1201 +SU1 -PB112 14	2	STR=RI1.1201/11.4
=RI1.0503 +SK1 -IO412 34	3	=RI1.1201 +SU1 -PB113 14	3	STR=RI1.1201/11.6
=RI1.0503 +SK1 -IO612 25	4	=RI1.1201 +SU1 -PL112 X1	4	STR=RI1.1201/11.4
=RI1.1201 +SK1-TB59A01 8.P- =RI1.1201 +SK1-TB59A02 8.P- L	6 5.P-	=RI1.1201 +SU1 -PL112 X2 R	5	STR=RI1.1201/11.4 P-
=RI1.0503 +SK1 -IO612 37	6	=RI1.1201 +SU1 -PL113 X1	6	STR=RI1.1201/11.6
	8 GND\PE	=RI1.1201 +SU1 -PB113 _/_	PE	STR=RI1.1201/11.6
	9 ------			

date	26.08.2013	machine type	rinser	terminal strip +SK1	equi. K563D13 +SK1 SK1
eng.	Krupka	machine model	Moduljet	client	K563D13-001 VBV
CAD	Skala	version/	02	Lagunitas Brewing Company	sheet 03 4/21

KRONES

999

Cables:

Cable	Length	Cable no.
JZ-602 7 G AWG16	0.0	=.1201-W123
TrayFlex II 9 G AWG16	0.0	=.1202-W111
JZ-602 7 G AWG16	0.0	=.1202-W113
JZ-602 3 G AWG18	0.0	=.1501-W143
JZ-602 3 G AWG18	0.0	=.1501-W409

=RI1.1201
-TB59A12 +SK1

Source			Terminal	Designation	Destination			Conn.	Core	Reference	
			1	======							
=RI1.1201 =RI1.1202	+SK1-TB59A11 +SK1-TB59A11	1.O+ 1.O+	2	1.O+	=RI1.1201	+SU1	-PB122	13	1	STR=RI1.1201/12.4	O+
=RI1.0503	+SK1	-IO412 43	3	2	=RI1.1201	+SU1	-PB122	14	2	STR=RI1.1201/12.4	
=RI1.0503	+SK1	-IO412 54	4	3	=RI1.1201	+SU1	-PB123	14	3	STR=RI1.1201/12.6	
=RI1.0503	+SK1	-IO612 45	5	4	=RI1.1201	+SU1	-PL122	X1	4	STR=RI1.1201/12.4	
=RI1.1201 =RI1.1202	+SK1-TB59A02 +SK1-TB59A01	8.P- 8.P-	6	5.P-	=RI1.1201	+SU1	-PL122	X2	5	STR=RI1.1201/12.4	P-
=RI1.0503	+SK1	-IO612 57	7	6	=RI1.1201	+SU1	-PL123	X1	6	STR=RI1.1201/12.6	
			8	GND\PE	=RI1.1201	+SU1	-PB123	_/_	PE	STR=RI1.1201/12.6	
			9	------							

=RI1.1202
-TB59A01 +SK1

Source			Terminal	Designation	Destination			Conn.	Core	Reference	
			1	======							
=RI1.0503	+SK1	-IO222 62	2	1	=RI1.1202	+SU1	-LS111	11	1	STR=RI1.1202/11.2	
=RI1.0503	+SK1	-IO222 03	3	2	=RI1.1202	+SU1	-LS111	12	2	STR=RI1.1202/11.1	
=RI1.0503	+SK1	-IO222 74	4	3	=RI1.1202	+SU1	-LS111	21	3	STR=RI1.1202/11.2	
=RI1.0503	+SK1	-IO222 15	5	4	=RI1.1202	+SU1	-LS111	22	4	STR=RI1.1202/11.1	
=RI1.0503	+SK1	-IO224 66	6	5	=RI1.1202	+SU1	-LS111	41	5	STR=RI1.1202/11.3	
=RI1.0503	+SK1	-IO224 07	7	6	=RI1.1202	+SU1	-LS111	42	6	STR=RI1.1202/11.3	
=RI1.0503	+SK1	-IO632 08	8	7	=RI1.1202	+SU1	-LS111	A1	7	STR=RI1.1202/11.3	
=RI1.1202 =RI1.1201	+SK1-TB59A11 +SK1-TB59A12	5.P- 5.P-	9	8.P-	=RI1.1202	+SU1	-LS111	A2	8	STR=RI1.1202/11.3	P-
			10	GND\PE	=RI1.1202	+SU1	-LS111	_/_	PE	STR=RI1.1202/11.3	
			11	------							

=RI1.1202
-TB59A11 +SK1

Source			Terminal	Designation	Destination			Conn.	Core	Reference	
			1	======							
=RI1.1201 =RI1.1501	+SK1-TB59A12 +SK1-TB59A05	1.O+ 1.O+	2	1.O+	=RI1.1202	+SU1	-PB112	13	1	STR=RI1.1202/11.4	O+
=RI1.0503	+SK1	-IO412 03	3	2	=RI1.1202	+SU1	-PB112	14	2	STR=RI1.1202/11.4	
=RI1.0503	+SK1	-IO412 14	4	3	=RI1.1202	+SU1	-PB113	14	3	STR=RI1.1202/11.6	
=RI1.0503	+SK1	-IO612 05	5	4	=RI1.1202	+SU1	-PL112	X1	4	STR=RI1.1202/11.4	
=RI1.1202 =RI1.2801	+SK1-TB59A01 +SK1-TB89A01	8.P- 2.P-	6	5.P-	=RI1.1202	+SU1	-PL112	X2	5	STR=RI1.1202/11.4	P-
=RI1.0503	+SK1	-IO612 17	7	6	=RI1.1202	+SU1	-PL113	X1	6	STR=RI1.1202/11.6	
			8	GND\PE	=RI1.1202	+SU1	-PB113	_/_	PE	STR=RI1.1202/11.6	
			9	------							

=RI1.1501
-TB59A05 +SK1

Source			Terminal	Designation	Destination			Conn.	Core	Reference	
			1	======							
=RI1.1202 =RI1.1501	+SK1-TB59A11 +SK1-TB59A07	1.O+ 1.O+	2	1.O+	=RI1.1501	+RKA1	-LS143	21	1	STR=RI1.1501/14.3	O+
=RI1.0503	+SK1	-IO424 03	3	2	=RI1.1501	+RKA1	-LS143	22	2	STR=RI1.1501/14.3	
			4	GND\PE	=RI1.1501	+RKA1	-LS143	_/_	PE	STR=RI1.1501/14.3	
			5	------							

=RI1.1501
-TB59A07 +SK1

Source			Terminal	Designation	Destination			Conn.	Core	Reference	
			1	======							
=RI1.1501 =RI1.2101	+SK1-TB59A05 +SK1-TB59A13	1.O+ 1.O+	2	1.O+	=RI1.1501	+PV1	-CN409	1	1	STR=RI1.1501/40.6	O+
=RI1.0503	+SK1	-IO424 13	3	2	=RI1.1501	+PV1	-CN409	4	2	STR=RI1.1501/40.6	
			4	GND\PE	=RI1.1501	+PV1	-CN409	GND\PE	PE	STR=RI1.1501/40.7	
			5	------							

date	26.08.2013	machine type: rinser	terminal strip +SK1	equi. K563D13	+SK1 / SK1
eng.	Krupka	machine model: Moduljet	client: Lagunitas Brewing Company	K563D13-001	VBV / sheet 04 5/21
CAD	Skala	version/ 02	KRONES		999

Cable		Length	Designation
Konf.Ltg.Z PE 3x0.0 mm²	1	0.0	=.2020-W102
Konf.Ltg.Z PE 3x0.0 mm²	2	0.0	=.2025-W104
JZ-602 4 G AWG14	3	0.0	=.2101-W101
JZ-602 4 G AWG18	4	0.0	=.2101-W113

=RI1.2001 -TB72 +SK1

				Terminal						Cable	
				1	======						
=RI1.2010	+SK1 -F131	SH2		2	1.BA+/1	=RI1.0302	+SK1 -CB201	2			STR=RI1.2010/13.6 BA+
=RI1.2010	+SK1 -F131	24V3		3	1.D+/2	=RI1.0201	+SK1 -TB52	1.D+/1			STR=RI1.2010/13.7 D+
=RI1.2015	+SK1 -F131	SH4		4	2.BA+/1						STR=RI1.2015/13.6 BA+
=RI1.2015	+SK1 -F131	24V5		5	2.D+/2						STR=RI1.2015/13.7 D+
=RI1.2020	+SK1 -F131	SH6		6	3.BA+/1						STR=RI1.2020/13.6 BA+
=RI1.2020	+SK1 -F131	24V7		7	3.D+/2						STR=RI1.2020/13.7 D+
=RI1.2025	+SK1 -F131	SH8		8	4.BA+/1	=RI1.9708	+SK1 -TB99A05	3.BA+			STR=RI1.2025/13.6 BA+
=RI1.2025	+SK1 -F131	24V9		9	4.D+/2	=RI1.2801	+SK1 -TB59A01	1.D+			STR=RI1.2025/13.7 D+
				10	------						

=RI1.2020 -TB59A01 +SK1

				Terminal						Cable	
				1	======						
=RI1.2025 =RI1.9708	+SK1-TB59A04 +SK1-TB99A02	1.BC1+ 2	L	2	1.BC1+	=RI1.2020	+ELM1 -FN102	+	R	1	STR=RI1.2020/10.7 BC1+
=RI1.0302 =RI1.2025	+SK1 -TB67 +SK1-TB59A04	6.BC- 2.BC-	L	3	2.BC-	=RI1.2020	+ELM1 -FN102	-	R	2	STR=RI1.2020/10.8 BC-
				4	GND\PE	=RI1.2020	+ELM1 -FN102	PE		PE	STR=RI1.2020/10.8
				5	------						

=RI1.2025 -TB59A04 +SK1

				Terminal						Cable	
				1	======						
=RI1.2020	+SK1-TB59A01	1.BC1+		2	1.BC1+	=RI1.2025	+RKA1 -FN102	+		1	STR=RI1.2025/10.8 BC1+
=RI1.2020	+SK1-TB59A01	2.BC-		3	2.BC-	=RI1.2025	+RKA1 -FN102	-		2	STR=RI1.2025/10.8 BC-
				4	GND\PE	=RI1.2025	+RKA1 -FN102	PE		PE	STR=RI1.2025/10.9
				5	------						

=RI1.2025 -TB70 +SK1

				Terminal						Cable	
				1	======						
=RI1.2010	+SK1 -F131	MT2		2	1.MT	=RI1.9708	+SK1 -TB99A05	4.MT			STR=RI1.2010/13.7 MT
=RI1.2015	+SK1 -F131	MT3		3	2.MT						STR=RI1.2015/13.7 MT
=RI1.2020	+SK1 -F131	MT4		4	3.MT						STR=RI1.2020/13.7 MT
=RI1.2025	+SK1 -F131	MT5		5	4.MT						STR=RI1.2025/13.7 MT
				6	------						

=RI1.2101 -TB49A01 +SK1

				Terminal						Cable	
				1	======						
=RI1.2101	+SK1 -C101	22		2	1	=RI1.2101	+RKA1 -MTR101	U		1	STR=RI1.2101/10.1
=RI1.2101	+SK1 -C101	43		3	2	=RI1.2101	+RKA1 -MTR101	V		2	STR=RI1.2101/10.1
=RI1.2101	+SK1 -C101	64		4	3	=RI1.2101	+RKA1 -MTR101	W		3	STR=RI1.2101/10.1
				5	GND\PE	=RI1.2101	+RKA1 -MTR101	PE		PE	STR=RI1.2101/10.0
				6	------						

=RI1.2101 -TB59A13 +SK1

				Terminal						Cable	
				1	======						
=RI1.4001 =RI1.1501	+SK1-TB59A01 +SK1-TB59A07	1.O+ 1.O+	L	2	1.O+	=RI1.2101	+ELM1 -P113	1	R	1	STR=RI1.2101/11.7 O+
=RI1.4001 =RI1.0301	+SK1-TB59A01 +SK1 -TB67	2.O- 9.O-	L	3	2.O-	=RI1.2101	+ELM1 -P113	3	R	2	STR=RI1.2101/11.7 O-
=RI1.0503	+SK1 -IO424	34		4	3	=RI1.2101	+ELM1 -P113	4		3	STR=RI1.2101/11.8
				5	GND\PE	=RI1.2101	+ELM1 -P113	_/_		PE	STR=RI1.2101/11.8
				6	------						

date	26.08.2013	machine type	rinser	terminal strip +SK1	equi. K563D13	+SK1	SK1
eng.	Krupka						
CAD	Skala	machine model	Moduljet	client	K563D13-001	VBV	sheet 05 6/21
		version/	02	Lagunitas Brewing Company			999

KRONES

	20	B	C	D	1	2	3	4	5	6	F
	LIYCY 4x0.5 mm² 0.0 =2101-W111				Konf.Ltg.F1 SH 7x0.0 mm² 0.0 =2101-P211	JZ-602 4 G AWG14 0.0 =2801-W301	JZ-602 4 G AWG18 0.0 =2801-W302	Konf.Ltg.F2 4x0.0 mm² 0.0 =2801-W303	JZ-602 4 G AWG18 0.0 =3901-W101	JZ-602 5 G AWG18 0.0 =3901-W102	* *
		=RI1.2101 -TB89A01 +SK1									
		1	====== r								
		2	1 r	=RI1.2101 +RKA1 -P111	PK						STR=RI1.2101/11.3
		3	2 r	=RI1.2101 +RKA1 -P111	GY						STR=RI1.2101/11.3
		4	3 r	=RI1.2101 +RKA1 -P111	BU						STR=RI1.2101/11.3
	WH	=RI1.0503 +SK1 -IO812 7	5 4 r	=RI1.2101 +RKA1 -P111	WH						STR=RI1.2101/11.4
	BN	=RI1.0503 +SK1 -IO812 3	6 5 r	=RI1.2101 +RKA1 -P111	BN						STR=RI1.2101/11.5
	YE	=RI1.0503 +SK1 -IO812 1	7 6 r	=RI1.2101 +RKA1 -P111	YE						STR=RI1.2101/11.4
	GN	=RI1.0503 +SK1 -IO812 5	8 7 r	=RI1.2101 +RKA1 -P111	GN						STR=RI1.2101/11.4
			9 ------ r								
	SH	=RI1.0503 +SK1 -IO812 _/_	10 SH r								STR=RI1.2101/11.3
			11 SH r	=RI1.2101 +RKA1 -P111	SH						STR=RI1.2101/11.5
		=RI1.2801 -TB49A01 +SK1									
		1	====== r								
		=RI1.2801 +SK1 -C301 2	2 1 r	=RI1.2801 +SU1 -MTR301 U		1					STR=RI1.2801/30.1
		=RI1.2801 +SK1 -C301 4	3 2 r	=RI1.2801 +SU1 -MTR301 V		2					STR=RI1.2801/30.1
		=RI1.2801 +SK1 -C301 6	4 3 r	=RI1.2801 +SU1 -MTR301 W		3					STR=RI1.2801/30.1
			5 GND\PE r	=RI1.2801 +SU1 -MTR301 PE		PE					STR=RI1.2801/30.0
			6 ------ r								
		=RI1.2801 -TB59A01 +SK1									
		1	====== r								
		=RI1.2001 +SK1 -TB72 4.D+/2 =RI1.3901 +SK1-TB59A02 1.D+ L	2 1.D+ r R	=RI1.2801 +SU1 -CN301 1		1					STR=RI1.2801/30.6 D+
		=RI1.0301 +SK1 -TB67 5.D- =RI1.3901 +SK1-TB59A01 2.D- L	3 2.D- r R	=RI1.2801 +SU1 -CN301 5		2					STR=RI1.2801/30.6 D-
		=RI1.0502 +SK1 -IO424 0	4 3 r	=RI1.2801 +SU1 -CN301 2		3					STR=RI1.2801/30.7
			5 GND\PE r	=RI1.2801 +SU1 -CN301 GND\PE		PE					STR=RI1.2801/30.7
			6 ------ r								
		=RI1.2801 -TB89A01 +SK1									
		1	====== r								
		=RI1.0301 +SK1 -CB272 2	2 1.P+ r	=RI1.2801 +RKA1 -P303 1			BN				STR=RI1.2801/30.8 P+
		=RI1.1202 +SK1-TB59A11 5.P- =RI1.0503 +SK1 -TB52 1.P-/2 L	3 2.P- r R	=RI1.2801 +RKA1 -P303 3			BU				STR=RI1.2801/30.8 P-
		=RI1.0503 +SK1 -IO812 0	4 3 r	=RI1.2801 +RKA1 -P303 4			BK				STR=RI1.2801/30.8
			5 4 r	=RI1.2801 +RKA1 -P303 2			WH				STR=RI1.2801/30.9
			6 ------ r								
		=RI1.3901 -TB59A01 +SK1									
		1	====== r								
		=RI1.3901 +SK1-TB59A02 1.D+ =RI1.9702 +SK1 -TB92 1.D+/1 L	2 1.D+ r R	=RI1.3901 +TBB1 -CN101 1				1			STR=RI1.3901/10.5 D+
		=RI1.2801 +SK1-TB59A01 2.D-	3 2.D- r	=RI1.3901 +TBB1 -CN101 3				2			STR=RI1.3901/10.5 D-
		=RI1.0503 +SK1 -IO434 2	4 3 r	=RI1.3901 +TBB1 -CN101 4				3			STR=RI1.3901/10.6
			5 GND\PE r	=RI1.3901 +TBB1 -CN101 _/_				PE			STR=RI1.3901/10.6
			6 ------ r								
		=RI1.3901 -TB59A02 +SK1									
		1	====== r								
		=RI1.3901 +SK1-TB59A01 1.D+ =RI1.2801 +SK1-TB59A01 1.D+ L	2 1.D+ r R	=RI1.3901 +TBB1 -PB101 13					1		STR=RI1.3901/10.3 D+
		=RI1.0503 +SK1 -IO434 3	3 2 r	=RI1.3901 +TBB1 -PB101 14					2		STR=RI1.3901/10.3
		=RI1.0503 +SK1 -IO642 7	4 3 r	=RI1.3901 +TBB1 -PL101 X1					3		STR=RI1.3901/10.3
		=RI1.0301 +SK1 -TB67 7.E-	5 4.E- r	=RI1.3901 +TBB1 -PL101 X2					4		STR=RI1.3901/10.3 E-
			6 GND\PE r	=RI1.3901 +TBB1 -PB101 _/_					PE		STR=RI1.3901/10.3
			7 ------ r								

date	26.08.2013	machine type rinser	KRONES	terminal strip +SK1	equi. K563D13	+SK1	SK1
eng.	Krupka						
CAD	Skala	machine model Moduljet		client	K563D13-001	VBV	sheet 06 7/21
				Lagunitas Brewing Company			
		version/ 02					999

Cable	Type	Cross-section	Designation
1	JZ-602 4 G AWG18	0.0	=.4001-W131
2	JZ-602 4 G AWG18	0.0	=.4001-W132
3	TrayFlex II 3 G AWG18	0.0	=.9201-W102
4	JZ-602 4 G AWG14	0.0	=.9301-W101
5	TrayFlex II 3 G AWG14	0.0	=.9708-W151

=RI1.4001 -TB59A01 +SK1

Source			Terminal		Target			Wire	Ref	
			1	======						
=RI1.4001 =RI1.2101	+SK1-TB59A02 +SK1-TB59A13	1.O+ 1.O+	2	1.O+	=RI1.4001	+TBB1 -CN131	1	1	STR=RI1.4001/13.1	O+
=RI1.4001 =RI1.2101	+SK1-TB59A02 +SK1-TB59A13	2.O- 2.O-	3	2.O-	=RI1.4001	+TBB1 -CN131	3	2	STR=RI1.4001/13.1	O-
=RI1.0503	+SK1 -IO424	54	4	3	=RI1.4001	+TBB1 -CN131	4	3	STR=RI1.4001/13.2	
			5	GND\PE	=RI1.4001	+TBB1 -CN131	_/_	PE	STR=RI1.4001/13.2	
			6	------						

=RI1.4001 -TB59A02 +SK1

Source			Terminal		Target			Wire	Ref	
			1	======						
=RI1.4001	+SK1-TB59A01	1.O+	2	1.O+	=RI1.4001	+TBB1 -CN132	1	1	STR=RI1.4001/13.5	O+
=RI1.4001	+SK1-TB59A01	2.O-	3	2.O-	=RI1.4001	+TBB1 -CN132	3	2	STR=RI1.4001/13.5	O-
=RI1.0503	+SK1 -IO424	6	4	3	=RI1.4001	+TBB1 -CN132	4	3	STR=RI1.4001/13.6	
			5	GND\PE	=RI1.4001	+TBB1 -CN132	_/_	PE	STR=RI1.4001/13.6	
			6	------						

=RI1.9301 -TB49A01 +SK1

Source			Terminal		Target			Wire	Ref
			1	======					
=RI1.9301	+SK1 -C101	2	2	1	=RI1.9301	+PV1 -MTR101	U	1	STR=RI1.9301/10.1
=RI1.9301	+SK1 -C101	4	3	2	=RI1.9301	+PV1 -MTR101	V	2	STR=RI1.9301/10.1
=RI1.9301	+SK1 -C101	6	4	3	=RI1.9301	+PV1 -MTR101	W	3	STR=RI1.9301/10.1
			5	GND\PE	=RI1.9301	+PV1 -MTR101	PE	PE	STR=RI1.9301/10.0
			6	------					

=RI1.9301 -TB59A01 +SK1

Source			Terminal		Target			Wire	Ref
			1	======					
=RI1.9301	+SK1 -TAS101	T1	2	1	=RI1.9301	+PV1 -MTR101	1	1	STR=RI1.9301/10.2
=RI1.9301	+SK1 -TAS101	T2	3	2	=RI1.9301	+PV1 -MTR101	2	2	STR=RI1.9301/10.2
			4	GND\PE	=RI1.9301	+PV1 -MTR101	PE	PE	STR=RI1.9301/10.2
			5	------					

=RI1.9702 -TB92 +SK1

Source			Terminal		Ref	
			1	======		
=RI1.3901	+SK1-TB59A01	1.D+	2	1.D+/1	STR=RI1.9702/10.1	D+
=RI1.0502	+SK1 -IO442	0	3	1/2	STR=RI1.9702/10.1	
=RI1.0502	+SK1 -IO442	1	4	2/1	STR=RI1.9702/10.2	
=RI1.0502	+SK1 -IO442	2	5	2/2	STR=RI1.9702/10.3	
=RI1.0502	+SK1 -IO442	3	6	3/1	STR=RI1.9702/10.4	
			7	3/2		
=RI1.0502	+SK1 -IO632	0	8	4/1	STR=RI1.9702/10.6	
=RI1.0502	+SK1 -IO632	2	9	4/2	STR=RI1.9702/10.6	
=RI1.0502	+SK1 -IO632	1	10	5/1	STR=RI1.9702/10.7	
=RI1.0502	+SK1 -IO632	3	11	5/2	STR=RI1.9702/10.7	
=RI1.0502	+SK1 -IO632	4	12	6/1	STR=RI1.9702/10.8	
=RI1.0502	+SK1 -IO632	6	13	6/2	STR=RI1.9702/10.8	
=RI1.0502	+SK1 -IO632	5	14	7/1	STR=RI1.9702/10.9	
=RI1.0502	+SK1 -IO632	7	15	7/2	STR=RI1.9702/10.9	
			16	------		

=RI1.9708 -TB99A02 +SK1

Source			Terminal		Target			Wire	Ref	
			1	======						
=RI1.0302	+SK1 -CB211	2	2	1.BC+	=FU1.9714	+SK1 -TB99A02	1	1	STR=RI1.9708/15.1	BC+
=RI1.2020	+SK1-TB59A01	1.BC1+	3	2	=FU1.9714	+SK1 -TB99A02	2	2	STR=RI1.9708/15.1	
			4	GND\PE	=FU1.9714	+SK1 -TB99A02	PE	PE	STR=RI1.9708/15.2	
			5	------						

date	26.08.2013	machine type: rinser	KRONES	terminal strip +SK1	equi. K563D13	+SK1 / SK1
eng.	Krupka	machine model: Moduljet		client: Lagunitas Brewing Company	K563D13-001	VBV
CAD	Skala	version/ 02				sheet 07, 8/21

TrayF.TRONIC1-CY 4 X AWG18 0.0 =9708-W152

=RI1.9708
-TB99A05 +SK1

	B	C	D	F
		1 ====== r		
	=RI1.2010 +SK1 -AFD101 X1.12	1 1.FG r	=FU1.9714 +SK1 -TB99A05 1.FG WH	STR=RI1.9708/15.3
	=RI1.2010 +SK1 -AFD101 X1.23	2 2.FG- r	=FU1.9714 +SK1 -TB99A05 2.BA- BN	STR=RI1.9708/15.4
	=RI1.2001 +SK1 -TB72 4.BA+/14	3 3.BA+ r	=FU1.9714 +SK1 -TB99A05 3 GN	STR=RI1.9708/15.6 BA+
	=RI1.2025 +SK1 -TB70 1.MT5	4 4.MT r	=FU1.9714 +SK1 -TB99A05 4 YE	STR=RI1.9708/15.6
		6 GND\PE r L R	=FU1.9714 +SK1 -TB99A05 PE SH =FU1.9714 +SK1 -TB99A05 PE SH	STR=RI1.9708/15.4
		7 GND\PE r L R	=FU1.9714 +SK1 -TB99A05 PE SH =FU1.9714 +SK1 -TB99A05 PE SH	STR=RI1.9708/15.7
		8 ------ r		

date	26.08.2013	machine type	rinser	terminal strip +SK1	equi. K563D13	+SK1	SK1
eng.	Krupka						
CAD	Skala	machine model	Moduljet	client	K563D13-001	VBV	sheet 08 9/21
		version/	02	Lagunitas Brewing Company			999

KRONES

	KA003 cable	TY001 type	AD001 leads	BE004 leads used	RE001 reserve	LA002 length	AB002 insul. length	ED001 KRONES EDV no	BE004 remarks	AD001 leads	VO004 of	NA002 to
1	=.0101-W901	THHN GN	1 X AWG8	1	0	0.0		5718000397	grounding conductor frame LSC	GN	=RI1.0101 +SK1 -GND GND\PE	=RI1.0101 +SK1 -GND901
2												
3	=.0101-W902	THHN GN	1 X AWG8	1	0	0.0		5718000397	grounding conductor main control panel	GN	=RI1.0101 +SK1 -GND GND\PE	=RI1.0101 +SK1 -GND902
4												
5	=.0101-W904	THHN GN	1 X AWG8	1	0	0.0		5718000397	grounding conductor rinser	GN	=RI1.0101 +SK1 -GND GND\PE	=RI1.0101 +RKA1-GND904
6												
7	=.0101-W905	THHN GN	1 X AWG8	1	0	0.0		5718000397	terminal strip	GN	=RI1.0101 +SK1 -GND GND\PE	=RI1.0101 +KPV1 -TB21 GND\PE
8												
9	=.0201-W101	Konf.Ltg.Z	2x0.0 mm²	2	0	0.0			control cabinet lamp	1	=RI1.0201 +SK1 -TB40 1.L3A	=RI1.0201 +SK1 -FL101 L
10										2	=RI1.0201 +SK1 -TB40 2.L0A	=RI1.0201 +SK1 -FL101 N
11												
12	=.0201-W151	Konf.Ltg.Z PE	5x0.0 mm²	5	0	0.0			cooling unit main control panel	1	=RI1.0201 +SK1 -TB40 3	=RI1.0201 +SK1 -AC151 L
13										2	=RI1.0201 +SK1 -TB40 4.L0B	=RI1.0201 +SK1 -AC151 N
14										3	=RI1.0201 +SK1 -TB52 1.D+/1	=RI1.0201 +SK1 -AC151 P1
15										4	=RI1.0201 +SK1 -TB52 1/2	=RI1.0201 +SK1 -AC151 P2
16										PE	=RI1.0201 +SK1 -TB40 GND\PE	=RI1.0201 +SK1 -AC151 PE
17												
18	=.0301-W671	TrayFlex II	7 G AWG14	7	0	0.0		0900071791	terminal strip	1	=RI1.0301 +SK1 -TB59A20 1	=RI1.0301 +KPV1 -TB51 1
19										2	=RI1.0301 +SK1 -TB59A20 2	=RI1.0301 +KPV1 -TB51 2
20										3	=RI1.0301 +SK1 -TB59A20 3.AM+	=RI1.0301 +KPV1 -TB51 3.AM+
21										4	=RI1.0301 +SK1 -TB59A20 4.AM-	=RI1.0301 +KPV1 -TB51 4.AM-
22										5	=RI1.0301 +SK1 -TB59A20 5.AN+	=RI1.0301 +KPV1 -TB51 5.AN+
23										6	=RI1.0301 +SK1 -TB59A20 6.AN-	=RI1.0301 +KPV1 -TB51 6.AN-
24										PE	=RI1.0301 +SK1 -TB59A20 GND\PE	=RI1.0301 +KPV1 -TB51 GND\PE
25												
26	=.0502-W012	Konf.Ltg.F5	1x0.0 mm²	1	0	0.0			Point-I/O data communicat.board	*	=RI1.0501 +SK1 -COM253 *	=RI1.0502 +SK1 -COM012 Link1
27												
28	=.0503-W012	Konf.Ltg.F5	1x0.0 mm²	1	0	0.0			Point-I/O data communicat.board	*	=RI1.0503 +SK1 -COM012 Link1	=RI1.0502 +SK1 -COM012 Link2
29												
30	=.0503-W052	Konf.Ltg.F5	1x0.0 mm²	1	0	0.0			Point-I/O data communicat.board	*	=RI1.0503 +SK1 -COM052 Link1	=RI1.0503 +SK1 -COM012 Link2
31												
32	=.0506-W031	Simatic Net	2x2x0.64 mm²	5	0	0.0		0900033296	Ethernet connection data communicat.board	WH	=RI1.0506 +SK1 -CN031 WH	=RI1.0506 +KPV1 -CN032 WH
33										OG	=RI1.0506 +SK1 -CN031 OG	=RI1.0506 +KPV1 -CN032 OG
34										BU	=RI1.0506 +SK1 -CN031 BU	=RI1.0506 +KPV1 -CN032 BU
35										YE	=RI1.0506 +SK1 -CN031 YE	=RI1.0506 +KPV1 -CN032 YE
36										SH	=RI1.0506 +SK1 -CN031 SH	=RI1.0506 +KPV1 -CN032 SH
37												
38	=.1101-W152	SPIKA	12x0.5 mm²	12	0	0.0		0901971320	emergency stop service door	1	=RI1.1101 +SK1 -TB59A02 1	=RI1.1101 +SU1 -FT152 15
39										2	=RI1.1101 +SK1 -TB59A02 2	=RI1.1101 +SU1 -FT152 16
40										3	=RI1.1101 +SK1 -TB59A02 3	=RI1.1101 +SU1 -FT152 35
41										4	=RI1.1101 +SK1 -TB59A02 4	=RI1.1101 +SU1 -FT152 36
42										5	=RI1.1101 +SK1 -TB59A02 5	=RI1.1101 +SU1 -FT152 23
43										6	=RI1.1101 +SK1 -TB59A02 6	=RI1.1101 +SU1 -FT152 24
44										7	=RI1.1101 +SK1 -TB59A02 7	=RI1.1101 +SU1 -FT152 43
45										8	=RI1.1101 +SK1 -TB59A02 8	=RI1.1101 +SU1 -FT152 44
46										9	=RI1.1101 +SK1 -TB59A02 9	=RI1.1101 +SU1 -FT152 _/_
47										10	=RI1.1101 +SK1 -TB59A02 10	=RI1.1101 +SU1 -FT152 _/_
48										11	=RI1.1101 +SK1 -TB59A02 11	=RI1.1101 +SU1 -FT152 _/_
49										PE	=RI1.1101 +SK1 -TB59A02 GND\PE	=RI1.1101 +SU1 -FT152 _/_
50												
51	=.1201-W111	TrayFlex II	9 G AWG16	9	0	0.0		0900977628	guard door 1 machine guards closed	1	=RI1.1201 +SK1 -TB59A01 1	=RI1.1201 +SU1 -LS111 11
52										2	=RI1.1201 +SK1 -TB59A01 2	=RI1.1201 +SU1 -LS111 12
53										3	=RI1.1201 +SK1 -TB59A01 3	=RI1.1201 +SU1 -LS111 21
54										4	=RI1.1201 +SK1 -TB59A01 4	=RI1.1201 +SU1 -LS111 22
55										5	=RI1.1201 +SK1 -TB59A01 5	=RI1.1201 +SU1 -LS111 41
56										6	=RI1.1201 +SK1 -TB59A01 6	=RI1.1201 +SU1 -LS111 42
57										7	=RI1.1201 +SK1 -TB59A01 7	=RI1.1201 +SU1 -LS111 A1
58										8	=RI1.1201 +SK1 -TB59A01 8.P-	=RI1.1201 +SU1 -LS111 A2
59										PE	=RI1.1201 +SK1 -TB59A01 GND\PE	=RI1.1201 +SU1 -LS111 _/_
60												

date 26.08.2013
eng. Krupka
CAD Skala

machine type rinser
machine model Moduljet
version/ 02

KRONES

cable assignment list
client Lagunitas Brewing Company

equi. K563D13
K563D13-001

XKB

sheet 01
10/21

999

	KA003 cable	TY001 type	AD001 leads	BE004 leads used	RE001 reserve	LA002 length	AB002 insul. length	ED001 KRONES EDV no	BE004 remarks	AD001 leads	VO004 of	NA002 to
1	=.1201-W113	JZ-602	7 G AWG16	7	0	0.0		7187360113	guard door 1 release/unlock / Lock	1	=RI1.1201 +SK1 -TB59A11 1.O+	=RI1.1201 +SU1 -PB112 13
2										2	=RI1.1201 +SK1 -TB59A11 2	=RI1.1201 +SU1 -PB112 14
3										3	=RI1.1201 +SK1 -TB59A11 3	=RI1.1201 +SU1 -PB113 14
4										4	=RI1.1201 +SK1 -TB59A11 4	=RI1.1201 +SU1 -PL112 X1
5										5	=RI1.1201 +SK1 -TB59A11 5.P-	=RI1.1201 +SU1 -PL112 X2
6										6	=RI1.1201 +SK1 -TB59A11 6	=RI1.1201 +SU1 -PL113 X1
7										PE	=RI1.1201 +SK1 -TB59A11 GND\PE	=RI1.1201 +SU1 -PB113 _/ _
8												
9	=.1201-W121	TrayFlex II	9 G AWG16	9	0	0.0		0900977628	guard door 2 machine guards closed	1	=RI1.1201 +SK1 -TB59A02 1	=RI1.1201 +SU1 -LS121 11
10										2	=RI1.1201 +SK1 -TB59A02 2	=RI1.1201 +SU1 -LS121 12
11										3	=RI1.1201 +SK1 -TB59A02 3	=RI1.1201 +SU1 -LS121 21
12										4	=RI1.1201 +SK1 -TB59A02 4	=RI1.1201 +SU1 -LS121 22
13										5	=RI1.1201 +SK1 -TB59A02 5	=RI1.1201 +SU1 -LS121 41
14										6	=RI1.1201 +SK1 -TB59A02 6	=RI1.1201 +SU1 -LS121 42
15										7	=RI1.1201 +SK1 -TB59A02 7	=RI1.1201 +SU1 -LS121 A1
16										8	=RI1.1201 +SK1 -TB59A02 8.P-	=RI1.1201 +SU1 -LS121 A2
17										PE	=RI1.1201 +SK1 -TB59A02 GND\PE	=RI1.1201 +SU1 -LS121 _/ _
18												
19	=.1201-W123	JZ-602	7 G AWG16	7	0	0.0		7187360113	guard door 2 release/unlock / Lock	1	=RI1.1201 +SK1 -TB59A12 1.O+	=RI1.1201 +SU1 -PB122 13
20										2	=RI1.1201 +SK1 -TB59A12 2	=RI1.1201 +SU1 -PB122 14
21										3	=RI1.1201 +SK1 -TB59A12 3	=RI1.1201 +SU1 -PB123 14
22										4	=RI1.1201 +SK1 -TB59A12 4	=RI1.1201 +SU1 -PL122 X1
23										5	=RI1.1201 +SK1 -TB59A12 5.P-	=RI1.1201 +SU1 -PL122 X2
24										6	=RI1.1201 +SK1 -TB59A12 6	=RI1.1201 +SU1 -PL123 X1
25										PE	=RI1.1201 +SK1 -TB59A12 GND\PE	=RI1.1201 +SU1 -PB123 _/ _
26												
27	=.1202-W111	TrayFlex II	9 G AWG16	9	0	0.0		0900977628	guard door 1 service door closed	1	=RI1.1202 +SK1 -TB59A01 1	=RI1.1202 +SU1 -LS111 11
28										2	=RI1.1202 +SK1 -TB59A01 2	=RI1.1202 +SU1 -LS111 12
29										3	=RI1.1202 +SK1 -TB59A01 3	=RI1.1202 +SU1 -LS111 21
30										4	=RI1.1202 +SK1 -TB59A01 4	=RI1.1202 +SU1 -LS111 22
31										5	=RI1.1202 +SK1 -TB59A01 5	=RI1.1202 +SU1 -LS111 41
32										6	=RI1.1202 +SK1 -TB59A01 6	=RI1.1202 +SU1 -LS111 42
33										7	=RI1.1202 +SK1 -TB59A01 7	=RI1.1202 +SU1 -LS111 A1
34										8	=RI1.1202 +SK1 -TB59A01 8.P-	=RI1.1202 +SU1 -LS111 A2
35										PE	=RI1.1202 +SK1 -TB59A01 GND\PE	=RI1.1202 +SU1 -LS111 _/ _
36												
37	=.1202-W113	JZ-602	7 G AWG16	7	0	0.0		7187360113	guard door 1 release/unlock / Lock	1	=RI1.1202 +SK1 -TB59A11 1.O+	=RI1.1202 +SU1 -PB112 13
38										2	=RI1.1202 +SK1 -TB59A11 2	=RI1.1202 +SU1 -PB112 14
39										3	=RI1.1202 +SK1 -TB59A11 3	=RI1.1202 +SU1 -PB113 14
40										4	=RI1.1202 +SK1 -TB59A11 4	=RI1.1202 +SU1 -PL112 X1
41										5	=RI1.1202 +SK1 -TB59A11 5.P-	=RI1.1202 +SU1 -PL112 X2
42										6	=RI1.1202 +SK1 -TB59A11 6	=RI1.1202 +SU1 -PL113 X1
43										PE	=RI1.1202 +SK1 -TB59A11 GND\PE	=RI1.1202 +SU1 -PB113 _/ _
44												
45	=.1501-W143	JZ-602	3 G AWG18	3	0	0.0		0900018158	monitoring gripper	1	=RI1.1501 +SK1 -TB59A05 1.O+	=RI1.1501 +RKA1 -LS143 21
46										2	=RI1.1501 +SK1 -TB59A05 2	=RI1.1501 +RKA1 -LS143 22
47										PE	=RI1.1501 +SK1 -TB59A05 GND\PE	=RI1.1501 +RKA1 -LS143 _/ _
48												
49	=.1501-W400	Konf.Ltg.F2	4x0.0 mm²	4	0	0.0			medium 1 PIS 400	BK	=RI1.0506 +KPV1 -IO422 0	=RI1.1501 +PV1 -PS400 4
50										BN	=RI1.0506 +KPV1 -IO422 6	=RI1.1501 +PV1 -PS400 1
51										BU	=RI1.0506 +KPV1 -IO422 4	=RI1.1501 +PV1 -PS400 3
52										WH	=RI1.0506 +KPV1 -IO422 _/ _	=RI1.1501 +PV1 -PS400 2
53												
54	=.1501-W409	JZ-602	3 G AWG18	3	0	0.0		0900018158	pressure switch PS409 lubrication gripper guide	1	=RI1.1501 +SK1 -TB59A07 1.O+	=RI1.1501 +PV1 -CN409 1
55										2	=RI1.1501 +SK1 -TB59A07 2	=RI1.1501 +PV1 -CN409 4
56										PE	=RI1.1501 +SK1 -TB59A07 GND\PE	=RI1.1501 +PV1 -CN409 GND\PE
57												
58												
59												
60												

date 26.08.2013
eng. Krupka
CAD Skala

machine type rinser
machine model Moduljet
version/ 02

KRONES

client Lagunitas Brewing Company
cable assignment list
equi. K563D13
K563D13-001
XKB
sheet 02
1/1/21
999

	KA003 cable	TY001 type	AD001 leads	BE004 leads used	RE001 reserve	LA002 length	AB002 insul. length	ED001 KRONES EDV no	AN013	BE004 remarks	AD001 leads	VO004 of	NA002 to
1	=.2005-W101	Konf.Ltg.Z PE SH	4x0.0 mm²	5	0	0.0			AN013	drive Emergency power supply unit	1	=RI1.2005 +SK1 -AFD101 X5A.U	=RI1.2005 +SK1 -MTR101 U1
2											2	=RI1.2005 +SK1 -AFD101 X5A.V	=RI1.2005 +SK1 -MTR101 V1
3											3	=RI1.2005 +SK1 -AFD101 X5A.W	=RI1.2005 +SK1 -MTR101 W1
4											PE	=RI1.2005 +SK1 -AFD101 X5A.PE	=RI1.2005 +SK1 -MTR101 PE
5											SH	=RI1.2005 +SK1 -AFD101 SH	=RI1.2005 +SK1 -MTR101 SH
6													
7	=.2005-W111	Konf.Ltg.F5	1x0.0 mm²	1	0	0.0				power supply unit power module	*	=RI1.2005 +SK1 -AFD101 X3.A	=RI1.2001 +SK1 -PSU311 X3.B
8													
9	=.2005-W132	Konf.Ltg.F1 SH	4x2x0.0 mm²	9	0	0.0			AN013	drive Emergency power supply unit	WH	=RI1.2005 +SK1 -CN131 2	=RI1.2005 +SK1 -MTR101 10
10											BN	=RI1.2005 +SK1 -CN131 1	=RI1.2005 +SK1 -MTR101 9
11											GN	=RI1.2005 +SK1 -CN131 7	=RI1.2005 +SK1 -MTR101 6
12											YE	=RI1.2005 +SK1 -CN131 3	=RI1.2005 +SK1 -MTR101 5
13											GY	=RI1.2005 +SK1 -CN131 9	=RI1.2005 +SK1 -MTR101 2
14											PK	=RI1.2005 +SK1 -CN131 5	=RI1.2005 +SK1 -MTR101 1
15											BU	=RI1.2005 +SK1 -CN131 8	=RI1.2005 +SK1 -MTR101 4
16											RD	=RI1.2005 +SK1 -CN131 4	=RI1.2005 +SK1 -MTR101 3
17											SH	=RI1.2005 +SK1 -CN131 SH	=RI1.2005 +SK1 -MTR101 SH
18													
19	=.2010-W101	Konf.Ltg.F1 PESH	8x0.0 mm²	9	0	0.0				infeed conveyor rinser	BN	=RI1.2010 +SK1 -AFD101 X5A.V	=RI1.2010 +ELM1-MTR101 4
20											BK	=RI1.2010 +SK1 -AFD101 X5A.W	=RI1.2010 +ELM1-MTR101 3
21											BU	=RI1.2010 +SK1 -AFD101 X5A.U	=RI1.2010 +ELM1-MTR101 1
22											GNYE	=RI1.2010 +SK1 -AFD101 X5A.PE	=RI1.2010 +ELM1-MTR101 2
23											WHRD	=RI1.2010 +SK1 -AFD101 _/ _	=RI1.2010 +ELM1-MTR101 B
24											WH	=RI1.2010 +SK1 -AFD101 _/ _	=RI1.2010 +ELM1-MTR101 A
25											WHGN	=RI1.2010 +SK1 -AFD101 X4A.B-	=RI1.2010 +ELM1-MTR101 D
26											WHBU	=RI1.2010 +SK1 -AFD101 X4A.B+	=RI1.2010 +ELM1-MTR101 C
27											SH	=RI1.2010 +SK1 -AFD101 SH	=RI1.2010 +ELM1-MTR101 SH
28													
29	=.2010-W111	Konf.Ltg.F5	1x0.0 mm²	1	0	0.0				drive Emergency power supply unit	*	=RI1.2010 +SK1 -AFD101 X3.A	=RI1.2005 +SK1 -AFD101 X3.B
30													
31	=.2010-W131	Konf.Ltg.F5	1x0.0 mm²	1	0	0.0				Speed monitoring infeed conveyor rinser	*	=RI1.2010 +SK1 -W131	=RI1.2010 +SK1 -F131 RJ45
32													
33	=.2010-W132	Konf.Ltg.F4 SH	4x2x0.0+2x0.0 mm²	11	0	0.0				infeed conveyor rinser	WH	=RI1.2010 +SK1 -CN131 2	=RI1.2010 +ELM1-MTR101 11
34											BN	=RI1.2010 +SK1 -CN131 4	=RI1.2010 +ELM1-MTR101 12
35											GN	=RI1.2010 +SK1 -CN131 1	=RI1.2010 +ELM1-MTR101 5
36											YE	=RI1.2010 +SK1 -CN131 9	=RI1.2010 +ELM1-MTR101 6
37											GY	=RI1.2010 +SK1 -CN131 3	=RI1.2010 +ELM1-MTR101 3
38											PK	=RI1.2010 +SK1 -CN131 11	=RI1.2010 +ELM1-MTR101 4
39											BU	=RI1.2010 +SK1 -CN131 5	=RI1.2010 +ELM1-MTR101 8
40											RD	=RI1.2010 +SK1 -CN131 13	=RI1.2010 +ELM1-MTR101 7
41											BK	=RI1.2010 +SK1 -CN131 7	=RI1.2010 +ELM1-MTR101 9
42											VT	=RI1.2010 +SK1 -CN131 14	=RI1.2010 +ELM1-MTR101 10
43											SH	=RI1.2010 +SK1 -CN131 SH	=RI1.2010 +ELM1-MTR101 SH
44													
45	=.2015-W101	Konf.Ltg.F1 PESH	8x0.0 mm²	9	0	0.0				infeed worm1 rinser	BN	=RI1.2015 +SK1 -AFD101 X5A.V	=RI1.2015 +ELM1-MTR101 4
46											BK	=RI1.2015 +SK1 -AFD101 X5A.W	=RI1.2015 +ELM1-MTR101 3
47											BU	=RI1.2015 +SK1 -AFD101 X5A.U	=RI1.2015 +ELM1-MTR101 1
48											GNYE	=RI1.2015 +SK1 -AFD101 X5A.PE	=RI1.2015 +ELM1-MTR101 2
49											WHRD	=RI1.2015 +SK1 -AFD101 _/ _	=RI1.2015 +ELM1-MTR101 B
50											WH	=RI1.2015 +SK1 -AFD101 _/ _	=RI1.2015 +ELM1-MTR101 A
51											WHGN	=RI1.2015 +SK1 -AFD101 X4A.B-	=RI1.2015 +ELM1-MTR101 D
52											WHBU	=RI1.2015 +SK1 -AFD101 X4A.B+	=RI1.2015 +ELM1-MTR101 C
53											SH	=RI1.2015 +SK1 -AFD101 SH	=RI1.2015 +ELM1-MTR101 SH
54													
55	=.2015-W111	Konf.Ltg.F5	1x0.0 mm²	1	0	0.0				infeed conveyor rinser	*	=RI1.2015 +SK1 -AFD101 X3.A	=RI1.2010 +SK1 -AFD101 X3.B
56													
57	=.2015-W131	Konf.Ltg.F5	1x0.0 mm²	1	0	0.0				Speed monitoring infeed worm1 rinser	*	=RI1.2015 +SK1 -W131	=RI1.2015 +SK1 -F131 RJ45
58													
59													
60													

date 26.08.2013
eng. Krupka
CAD Skala

machine type rinser
machine model Moduljet
version/ 02

KRONES

client Lagunitas Brewing Company
cable assignment list
equi. K563D13
K563D13-001
XKB
sheet 03
12/21
999

	KA003 cable	TY001 type	AD001 leads	BE004 leads used	RE001 reserve	LA002 length	AB002 insul. length	ED001 KRONES EDV no	BE004 remarks	AD001 leads	VO004 of	NA002 to
1	=.2015-W132	Konf.Ltg.F4 SH	4x2x0.0+2x0.0 mm²	11	0	0.0			infeed worm1 rinser	WH	=RI1.2015 +SK1 -CN131 2	=RI1.2015 +ELM1-MTR101 11
2										BN	=RI1.2015 +SK1 -CN131 4	=RI1.2015 +ELM1-MTR101 12
3										GN	=RI1.2015 +SK1 -CN131 1	=RI1.2015 +ELM1-MTR101 5
4										YE	=RI1.2015 +SK1 -CN131 9	=RI1.2015 +ELM1-MTR101 6
5										GY	=RI1.2015 +SK1 -CN131 3	=RI1.2015 +ELM1-MTR101 3
6										PK	=RI1.2015 +SK1 -CN131 11	=RI1.2015 +ELM1-MTR101 4
7										BU	=RI1.2015 +SK1 -CN131 5	=RI1.2015 +ELM1-MTR101 8
8										RD	=RI1.2015 +SK1 -CN131 13	=RI1.2015 +ELM1-MTR101 7
9										BK	=RI1.2015 +SK1 -CN131 7	=RI1.2015 +ELM1-MTR101 9
10										VT	=RI1.2015 +SK1 -CN131 14	=RI1.2015 +ELM1-MTR101 10
11										SH	=RI1.2015 +SK1 -CN131 SH	=RI1.2015 +ELM1-MTR101 SH
12												
13	=.2020-W101	Konf.Ltg.F1 PESH	8x0.0 mm²	9	0	0.0			infeed starwheel carrousel	BN	=RI1.2020 +SK1 -AFD101 X5A.V	=RI1.2020 +ELM1-MTR101 4
14										BK	=RI1.2020 +SK1 -AFD101 X5A.W	=RI1.2020 +ELM1-MTR101 3
15										BU	=RI1.2020 +SK1 -AFD101 X5A.U	=RI1.2020 +ELM1-MTR101 1
16										GNYE	=RI1.2020 +SK1 -AFD101 X5A.PE	=RI1.2020 +ELM1-MTR101 2
17										WHRD	=RI1.2020 +SK1 -AFD101 _/ _	=RI1.2020 +ELM1-MTR101 B
18										WH	=RI1.2020 +SK1 -AFD101 _/ _	=RI1.2020 +ELM1-MTR101 A
19										WHGN	=RI1.2020 +SK1 -AFD101 X4A.B-	=RI1.2020 +ELM1-MTR101 D
20										WHBU	=RI1.2020 +SK1 -AFD101 X4A.B+	=RI1.2020 +ELM1-MTR101 C
21										SH	=RI1.2020 +SK1 -AFD101 SH	=RI1.2020 +ELM1-MTR101 SH
22												
23	=.2020-W102	Konf.Ltg.Z PE	3x0.0 mm²	3	0	0.0			infeed starwheel carrousel fan/ventilator	1	=RI1.2020 +SK1 -TB59A01 1.BC1+	=RI1.2020 +ELM1 -FN102 +
24										2	=RI1.2020 +SK1 -TB59A01 2.BC-	=RI1.2020 +ELM1 -FN102 -
25										PE	=RI1.2020 +SK1 -TB59A01 GND\PE	=RI1.2020 +ELM1 -FN102 PE
26												
27	=.2020-W111	Konf.Ltg.F5	1x0.0 mm²	1	0	0.0			infeed worm1 rinser	*	=RI1.2020 +SK1 -AFD101 X3.A	=RI1.2015 +SK1 -AFD101 X3.B
28												
29	=.2020-W131	Konf.Ltg.F5	1x0.0 mm²	1	0	0.0			Speed monitoring infeed starwheel carrousel	*	=RI1.2020 +SK1 -W131	=RI1.2020 +SK1 -F131 RJ45
30												
31	=.2020-W132	Konf.Ltg.F4 SH	4x2x0.0+2x0.0 mm²	11	0	0.0			infeed starwheel carrousel	WH	=RI1.2020 +SK1 -CN131 2	=RI1.2020 +ELM1-MTR101 11
32										BN	=RI1.2020 +SK1 -CN131 4	=RI1.2020 +ELM1-MTR101 12
33										GN	=RI1.2020 +SK1 -CN131 1	=RI1.2020 +ELM1-MTR101 5
34										YE	=RI1.2020 +SK1 -CN131 9	=RI1.2020 +ELM1-MTR101 6
35										GY	=RI1.2020 +SK1 -CN131 3	=RI1.2020 +ELM1-MTR101 3
36										PK	=RI1.2020 +SK1 -CN131 11	=RI1.2020 +ELM1-MTR101 4
37										BU	=RI1.2020 +SK1 -CN131 5	=RI1.2020 +ELM1-MTR101 8
38										RD	=RI1.2020 +SK1 -CN131 13	=RI1.2020 +ELM1-MTR101 7
39										BK	=RI1.2020 +SK1 -CN131 7	=RI1.2020 +ELM1-MTR101 9
40										VT	=RI1.2020 +SK1 -CN131 14	=RI1.2020 +ELM1-MTR101 10
41										SH	=RI1.2020 +SK1 -CN131 SH	=RI1.2020 +ELM1-MTR101 SH
42												
43	=.2025-W101	Konf.Ltg.Z PE SH	3x0.0+4x0.0 mm²	5	0	0.0			carrousel rinser	1		
44										2		
45										3		
46										4	=RI1.2025 +SK1 -AFD101 X5A.U	=RI1.2025 +RKA1-MTR101 U1
47										5	=RI1.2025 +SK1 -AFD101 X5A.V	=RI1.2025 +RKA1-MTR101 V1
48										6	=RI1.2025 +SK1 -AFD101 X5A.W	=RI1.2025 +RKA1-MTR101 W1
49										PE	=RI1.2025 +SK1 -AFD101 X5A.PE	=RI1.2025 +RKA1-MTR101 PE
50										SH	=RI1.2025 +SK1 -AFD101 SH	=RI1.2025 +RKA1-MTR101 SH
51												
52	=.2025-W104	Konf.Ltg.Z PE	3x0.0 mm²	3	0	0.0			carrousel rinser fan/ventilator	1	=RI1.2025 +SK1 -TB59A04 1.BC1+	=RI1.2025 +RKA1 -FN102 +
53										2	=RI1.2025 +SK1 -TB59A04 2.BC-	=RI1.2025 +RKA1 -FN102 -
54										PE	=RI1.2025 +SK1 -TB59A04 GND\PE	=RI1.2025 +RKA1 -FN102 PE
55												
56	=.2025-W111	Konf.Ltg.F5	1x0.0 mm²	1	0	0.0			infeed starwheel carrousel	*	=RI1.2025 +SK1 -AFD101 X3.A	=RI1.2020 +SK1 -AFD101 X3.B
57												
58	=.2025-W131	Konf.Ltg.F5	1x0.0 mm²	1	0	0.0			Speed monitoring carrousel rinser	*	=RI1.2025 +SK1 -W131	=RI1.2025 +SK1 -F131 RJ45
59												
60												

date 26.08.2013
eng. Krupka
CAD Skala

machine type rinser
machine model Moduljet
version/ 02

KRONES

client Lagunitas Brewing Company
cable assignment list
equi. K563D13
K563D13-001
XKB
sheet 04
13/21
999

	KA003 cable	TY001 type	AD001 leads	BE004 leads used	RE001 reserve	LA002 length	AB002 insul. length	ED001 KRONES EDV no	KA027	BE004 remarks	AD001 leads	VO004 of	NA002 to
1	=.2025-W132	Konf.Ltg.F4 SH	4x2x0.0+2x0.0 mm²	11	0	0.0			KR009	carrousel rinser	WH	=RI1.2025 +SK1 -CN131 2	=RI1.2025 +RKA1-MTR101 11
2											BN	=RI1.2025 +SK1 -CN131 4	=RI1.2025 +RKA1-MTR101 12
3											GN	=RI1.2025 +SK1 -CN131 1	=RI1.2025 +RKA1-MTR101 5
4											YE	=RI1.2025 +SK1 -CN131 9	=RI1.2025 +RKA1-MTR101 6
5											GY	=RI1.2025 +SK1 -CN131 3	=RI1.2025 +RKA1-MTR101 3
6											PK	=RI1.2025 +SK1 -CN131 11	=RI1.2025 +RKA1-MTR101 4
7											BU	=RI1.2025 +SK1 -CN131 5	=RI1.2025 +RKA1-MTR101 8
8											RD	=RI1.2025 +SK1 -CN131 13	=RI1.2025 +RKA1-MTR101 7
9											BK	=RI1.2025 +SK1 -CN131 7	=RI1.2025 +RKA1-MTR101 9
10											VT	=RI1.2025 +SK1 -CN131 14	=RI1.2025 +RKA1-MTR101 10
11									SOC11		SH	=RI1.2025 +SK1 -CN131 SH	=RI1.2025 +RKA1-MTR101 SH
12													
13	=.2101-P211	Konf.Ltg.F1 SH	7x0.0 mm²	8	0	0.0			HV8	probeHV rinser	WH	=RI1.2101 +SK1 -TB89A01 4	=RI1.2101 +RKA1 -P111
14											BN	=RI1.2101 +SK1 -TB89A01 5	=RI1.2101 +RKA1 -P111
15									KR009		GN	=RI1.2101 +SK1 -TB89A01 7	=RI1.2101 +RKA1 -P111
16											YE	=RI1.2101 +SK1 -TB89A01 6	=RI1.2101 +RKA1 -P111
17											GY	=RI1.2101 +SK1 -TB89A01 2	=RI1.2101 +RKA1 -P111
18											PK	=RI1.2101 +SK1 -TB89A01 1	=RI1.2101 +RKA1 -P111
19											BU	=RI1.2101 +SK1 -TB89A01 3	=RI1.2101 +RKA1 -P111
20											SH	=RI1.2101 +SK1 -TB89A01 SH	=RI1.2101 +RKA1 -P111
21									HD001				
22	=.2101-W101	JZ-602	4 G AWG14	4	0	0.0		7187360121	KR009	height adjustment system rinser	1	=RI1.2101 +SK1 -TB49A01 1	=RI1.2101 +RKA1-MTR101 U
23											2	=RI1.2101 +SK1 -TB49A01 2	=RI1.2101 +RKA1-MTR101 V
24									SOC11		3	=RI1.2101 +SK1 -TB49A01 3	=RI1.2101 +RKA1-MTR101 W
25											PE	=RI1.2101 +SK1 -TB49A01 GND\PE	=RI1.2101 +RKA1-MTR101 PE
26													
27	=.2101-W111	LIYCY	4x0.5 mm²	5	0	0.0		7870305004	HV8	probeHV rinser	WH	=RI1.0503 +SK1 -IO812 7	=RI1.2101 +SK1 -TB89A01 4
28											BN	=RI1.0503 +SK1 -IO812 3	=RI1.2101 +SK1 -TB89A01 5
29									KR009		GN	=RI1.0503 +SK1 -IO812 5	=RI1.2101 +SK1 -TB89A01 7
30											YE	=RI1.0503 +SK1 -IO812 1	=RI1.2101 +SK1 -TB89A01 6
31											SH	=RI1.0503 +SK1 -IO812 _/ _	=RI1.2101 +SK1 -TB89A01 SH
32													
33	=.2101-W113	JZ-602	4 G AWG18	4	0	0.0		0900018159	EI072	infeed-/discharge guide	1	=RI1.2101 +SK1 -TB59A13 1.O+	=RI1.2101 +ELM1 -P113 1
34											2	=RI1.2101 +SK1 -TB59A13 2.O-	=RI1.2101 +ELM1 -P113 3
35											3	=RI1.2101 +SK1 -TB59A13 3	=RI1.2101 +ELM1 -P113 4
36											PE	=RI1.2101 +SK1 -TB59A13 GND\PE	=RI1.2101 +ELM1 -P113 _/ _
37													
38	=.2801-W301	JZ-602	4 G AWG14	4	0	0.0		7187360121	FI004	filtration oil bath	1	=RI1.2801 +SK1 -TB49A01 1	=RI1.2801 +SU1 -MTR301 U
39											2	=RI1.2801 +SK1 -TB49A01 2	=RI1.2801 +SU1 -MTR301 V
40											3	=RI1.2801 +SK1 -TB49A01 3	=RI1.2801 +SU1 -MTR301 W
41											PE	=RI1.2801 +SK1 -TB49A01 GND\PE	=RI1.2801 +SU1 -MTR301 PE
42													
43	=.2801-W302	JZ-602	4 G AWG18	4	0	0.0		0900018159		filtration oil bath oil pressure	1	=RI1.2801 +SK1 -TB59A01 1.D+	=RI1.2801 +SU1 -CN301 1
44											2	=RI1.2801 +SK1 -TB59A01 2.D-	=RI1.2801 +SU1 -CN301 5
45											3	=RI1.2801 +SK1 -TB59A01 3	=RI1.2801 +SU1 -CN301 2
46											PE	=RI1.2801 +SK1 -TB59A01 GND\PE	=RI1.2801 +SU1 -CN301 GND\PE
47													
48	=.2801-W303	Konf.Ltg.F2	4x0.0 mm²	4	0	0.0				filtration oil bath sensor	BK	=RI1.2801 +SK1 -TB89A01 3	=RI1.2801 +RKA1 -P303 4
49											BN	=RI1.2801 +SK1 -TB89A01 1.P+	=RI1.2801 +RKA1 -P303 1
50											BU	=RI1.2801 +SK1 -TB89A01 2.P-	=RI1.2801 +RKA1 -P303 3
51											WH	=RI1.2801 +SK1 -TB89A01 4	=RI1.2801 +RKA1 -P303 2
52													
53	=.3901-W101	JZ-602	4 G AWG18	4	0	0.0		0900018159		infeed gap detector detection unit	1	=RI1.3901 +SK1 -TB59A01 1.D+	=RI1.3901 +TBB1 -CN101 1
54											2	=RI1.3901 +SK1 -TB59A01 2.D-	=RI1.3901 +TBB1 -CN101 3
55											3	=RI1.3901 +SK1 -TB59A01 3	=RI1.3901 +TBB1 -CN101 4
56											PE	=RI1.3901 +SK1 -TB59A01 GND\PE	=RI1.3901 +TBB1 -CN101 _/ _
57													
58													
59													
60													

date 26.08.2013
eng. Krupka
CAD Skala

machine type rinser
machine model Moduljet
version/ 02

KRONES

client Lagunitas Brewing Company
cable assignment list
equi. K563D13
K563D13-001
XKB
sheet 05
14/21
999

	KA003 cable	TY001 type	AD001 leads	BE004 leads used	RE001 reserve	LA002 length	AB002 insul. length	ED001 KRONES EDV no	BE004 remarks	AD001 leads	VO004 of	NA002 to
1	=.3901-W102	JZ-602	5 G AWG18	5	0	0.0		0900018170	infeed gap detector reset	1	=RI1.3901 +SK1 -TB59A02 1.D+	=RI1.3901 +TBB1 -PB101 13
2										2	=RI1.3901 +SK1 -TB59A02 2	=RI1.3901 +TBB1 -PB101 14
3										3	=RI1.3901 +SK1 -TB59A02 3	=RI1.3901 +TBB1 -PL101 X1
4										4	=RI1.3901 +SK1 -TB59A02 4.E-	=RI1.3901 +TBB1 -PL101 X2
5										PE	=RI1.3901 +SK1 -TB59A02 GND\PE	=RI1.3901 +TBB1 -PB101 _/_
6												
7	=.4001-W011	Konf.Ltg.F1	10x0.0 mm²	5	0	0.0			valve control	WH	=RI1.0503 +SK1 -IO644 0	=RI1.4001 +SK1 -IO012 1
8										GN		
9										YE	=RI1.0503 +SK1 -IO644 1	=RI1.4001 +SK1 -IO012 3
10										GY		
11										PK	=RI1.0503 +SK1 -IO644 2	=RI1.4001 +SK1 -IO012 5
12										BU		
13										RD	=RI1.0503 +SK1 -IO644 3	=RI1.4001 +SK1 -IO012 7
14										VT		
15										BN		
16										BK	=RI1.0503 +SK1 -TB52 1.P-/2	=RI1.4001 +SK1 -IO012 9
17												
18	=.4001-W131	JZ-602	4 G AWG18	4	0	0.0		0900018159	speed control system infeed low	1	=RI1.4001 +SK1 -TB59A01 1.O+	=RI1.4001 +TBB1 -CN131 1
19										2	=RI1.4001 +SK1 -TB59A01 2.O-	=RI1.4001 +TBB1 -CN131 3
20										3	=RI1.4001 +SK1 -TB59A01 3	=RI1.4001 +TBB1 -CN131 4
21										PE	=RI1.4001 +SK1 -TB59A01 GND\PE	=RI1.4001 +TBB1 -CN131 _/_
22												
23	=.4001-W132	JZ-602	4 G AWG18	4	0	0.0		0900018159	speed control system infeed long	1	=RI1.4001 +SK1 -TB59A02 1.O+	=RI1.4001 +TBB1 -CN132 1
24										2	=RI1.4001 +SK1 -TB59A02 2.O-	=RI1.4001 +TBB1 -CN132 3
25										3	=RI1.4001 +SK1 -TB59A02 3	=RI1.4001 +TBB1 -CN132 4
26										PE	=RI1.4001 +SK1 -TB59A02 GND\PE	=RI1.4001 +TBB1 -CN132 _/_
27												
28	=.7025-W401	JZ-602	3 G AWG16	3	0	0.0		7187360110	flowFIT402	1	=RI1.7025 +KPV1 -TB51 1.AN+	=RI1.7025 +PV1 -FLM402 1
29										2	=RI1.7025 +KPV1 -TB51 2.AN-	=RI1.7025 +PV1 -FLM402 2
30										PE	=RI1.7025 +KPV1 -TB51 GND\PE	=RI1.7025 +PV1 -FLM402 PE
31												
32	=.7025-W402	JZ-602	5 G AWG18	5	0	0.0		0900018170	flowFIT402 malfunction	1	=RI1.0506 +KPV1 -IO412 7	=RI1.7025 +PV1 -FLM402 22
33										2	=RI1.0506 +KPV1 -IO412 1	=RI1.7025 +PV1 -FLM402 23
34										3	=RI1.0506 +KPV1 -IO412 10	=RI1.7025 +PV1 -FLM402 24
35										4	=RI1.0506 +KPV1 -IO412 2	=RI1.7025 +PV1 -FLM402 25
36										PE	=RI1.7025 +KPV1 -TB51 GND\PE	=RI1.7025 +PV1 -FLM402 PE
37												
38	=.7025-W404	LIY-CY	2x0.5 mm²	3	0	0.0		7870305002	flowFIT402 rate of flow	WH	=RI1.0506 +KPV1 -IO822 0	=RI1.7025 +PV1 -FLM402 26
39										BN	=RI1.0506 +KPV1 -IO822 4	=RI1.7025 +PV1 -FLM402 27
40										SH	=RI1.0506 +KPV1 -TB81 SH	=RI1.7025 +PV1 -FLM402 PE
41												
42	=.8001-W011	Konf.Ltg.F1	10x0.0 mm²	5	0	0.0			valve control	WH	=RI1.0506 +KPV1 -IO612 0	=RI1.8001 +KPV1 -IO012 1
43										GN		
44										YE	=RI1.0506 +KPV1 -IO612 1	=RI1.8001 +KPV1 -IO012 3
45										GY		
46										PK	=RI1.0506 +KPV1 -IO612 2	=RI1.8001 +KPV1 -IO012 5
47										BU		
48										RD	=RI1.0506 +KPV1 -IO612 3	=RI1.8001 +KPV1 -IO012 7
49										VT		
50										BN		
51										BK	=RI1.0506 +KPV1 -IO612 4	=RI1.8001 +KPV1 -IO012 9
52												
53	=.8001-W400	Konf.Ltg.F2	4x0.0 mm²	3	0	0.0			valve 400 main shut-off valve	BK	=RI1.0506 +KPV1 -IO442 0	=RI1.8001 +PV1 -P400C
54										BN	=RI1.0506 +KPV1 -IO442 6	=RI1.8001 +PV1 -P400C
55										BU	=RI1.0506 +KPV1 -IO442 4	=RI1.8001 +PV1 -P400C
56										WH		
57												
58												
59												
60												

date 26.08.2013
eng. Krupka
CAD Skala

machine type rinser
machine model Moduljet
version/ 02

KRONES

client Lagunitas Brewing Company
cable assignment list
equi. K563D13
K563D13-001
XKB
sheet 06
15/21
999

	KA003 cable	TY001 type	AD001 leads	BE004 leads used	RE001 reserve	LA002 length	AB002 insul. length	ED001 KRONES EDV no	BE004 remarks	AD001 leads	VO004 of	NA002 to
1	=.8001-W401	Konf.Ltg.F2	4x0.0 mm²	3	0	0.0			valve 401 outflow	BK	=RI1.0506 +KPV1 -IO442 1	=RI1.8001 +PV1 -P401C
2										BN	=RI1.0506 +KPV1 -IO442 7	=RI1.8001 +PV1 -P401C
3										BU	=RI1.0506 +KPV1 -IO442 5	=RI1.8001 +PV1 -P401C
4										WH		
5												
6	=.8002-W011	Konf.Ltg.F1	10x0.0 mm²	5	0	0.0			valve control	WH	=RI1.0506 +KPV1 -IO614 0	=RI1.8002 +KPV1 -IO012 1
7										GN		
8										YE	=RI1.0506 +KPV1 -IO614 1	=RI1.8002 +KPV1 -IO012 3
9										GY		
10										PK	=RI1.0506 +KPV1 -IO614 2	=RI1.8002 +KPV1 -IO012 5
11										BU		
12										RD	=RI1.0506 +KPV1 -IO614 3	=RI1.8002 +KPV1 -IO012 7
13										VT		
14										BN		
15										BK	=RI1.0506 +KPV1 -IO614 4	=RI1.8002 +KPV1 -IO012 9
16												
17	=.9201-W102	TrayFlex II	3 G AWG18	3	0	0.0		0900071922	pump G401	1	=RI1.9301 +SK1 -TB59A01 1	=RI1.9301 +PV1 -MTR101 1
18										2	=RI1.9301 +SK1 -TB59A01 2	=RI1.9301 +PV1 -MTR101 2
19										PE	=RI1.9301 +SK1 -TB59A01 GND\PE	=RI1.9301 +PV1 -MTR101 PE
20												
21	=.9301-W101	JZ-602	4 G AWG14	4	0	0.0		7187360121	pump G401	1	=RI1.9301 +SK1 -TB49A01 1	=RI1.9301 +PV1 -MTR101 U
22										2	=RI1.9301 +SK1 -TB49A01 2	=RI1.9301 +PV1 -MTR101 V
23										3	=RI1.9301 +SK1 -TB49A01 3	=RI1.9301 +PV1 -MTR101 W
24										PE	=RI1.9301 +SK1 -TB49A01 GND\PE	=RI1.9301 +PV1 -MTR101 PE
25												
26	=.9301-W440	Konf.Ltg.F2	4x0.0 mm²	4	0	0.0			return pipe magazine/container maximum LS440	BK	=RI1.0506 +KPV1 -IO424 _/ _	=RI1.9301 +PV1 -P440 4
27										BN	=RI1.0506 +KPV1 -IO424 7	=RI1.9301 +PV1 -P440 1
28										BU	=RI1.0506 +KPV1 -IO424 5	=RI1.9301 +PV1 -P440 3
29										WH	=RI1.0506 +KPV1 -IO424 1	=RI1.9301 +PV1 -P440 2
30												
31	=.9301-W441	Konf.Ltg.F2	4x0.0 mm²	4	0	0.0			return pipe magazine/container maximum LS441	BK	=RI1.0506 +KPV1 -IO424 0	=RI1.9301 +PV1 -P441 4
32										BN	=RI1.0506 +KPV1 -IO424 6	=RI1.9301 +PV1 -P441 1
33										BU	=RI1.0506 +KPV1 -IO424 4	=RI1.9301 +PV1 -P441 3
34										WH	=RI1.0506 +KPV1 -IO424 _/ _	=RI1.9301 +PV1 -P441 2
35												
36	=.9304-W011	Konf.Ltg.F1	10x0.0 mm²	5	0	0.0			valve control	WH	=RI1.0506 +KPV1 -IO652 0	=RI1.9304 +KPV1 -IO012 1
37										GN		
38										YE	=RI1.0506 +KPV1 -IO652 1	=RI1.9304 +KPV1 -IO012 3
39										GY		
40										PK	=RI1.0506 +KPV1 -IO652 2	=RI1.9304 +KPV1 -IO012 5
41										BU		
42										RD	=RI1.0506 +KPV1 -IO652 3	=RI1.9304 +KPV1 -IO012 7
43										VT		
44										BN		
45										BK	=RI1.0506 +KPV1 -IO652 4	=RI1.9304 +KPV1 -IO012 9
46												
47	=.9304-W440	Konf.Ltg.F2	4x0.0 mm²	3	0	0.0			valve 440 draining return pump	BK	=RI1.0506 +KPV1 -IO462 0	=RI1.9304 +PV1 -P440C
48										BN	=RI1.0506 +KPV1 -IO462 6	=RI1.9304 +PV1 -P440C
49										BU	=RI1.0506 +KPV1 -IO462 4	=RI1.9304 +PV1 -P440C
50										WH		
51												
52	=.9304-W441	Konf.Ltg.F2	4x0.0 mm²	3	0	0.0			valve 441 draining guide	BK	=RI1.0506 +KPV1 -IO462 1	=RI1.9304 +PV1 -P441C
53										BN	=RI1.0506 +KPV1 -IO462 7	=RI1.9304 +PV1 -P441C
54										BU	=RI1.0506 +KPV1 -IO462 5	=RI1.9304 +PV1 -P441C
55										WH		
56												
57												
58												
59												
60												

date 26.08.2013
eng. Krupka
CAD Skala

machine type rinser
machine model Moduljet
version/ 02

KRONES

client Lagunitas Brewing Company
cable assignment list
equi. K563D13
K563D13-001
XKB
sheet 07
16/21
999

	KA003 cable	TY001 type	AD001 leads	BE004 leads used	RE001 reserve	LA002 length	AB002 insul. length	ED001 KRONES EDV no	BE004 remarks	AD001 leads	VO004 of	NA002 to
1	=.9305-W011	Konf.Ltg.F1	10x0.0 mm²	5	0	0.0		VE044	valve control	WH	=RI1.0506 +KPV1 -IO654 0	=RI1.9305 +KPV1 -IO012 1
2										GN		
3										YE	=RI1.0506 +KPV1 -IO654 1	=RI1.9305 +KPV1 -IO012 3
4										GY		
5										PK	=RI1.0506 +KPV1 -IO654 2	=RI1.9305 +KPV1 -IO012 5
6										BU		
7										RD	=RI1.0506 +KPV1 -IO654 3	=RI1.9305 +KPV1 -IO012 7
8										VT		
9										BN		
10										BK	=RI1.0506 +KPV1 -IO654 4	=RI1.9305 +KPV1 -IO012 9
11												
12	=.9310-W011	Konf.Ltg.F1	10x0.0 mm²	5	0	0.0		VE044	valve control	WH	=RI1.0506 +KPV1 -IO662 0	=RI1.9310 +KPV1 -IO012 1
13										GN		
14										YE	=RI1.0506 +KPV1 -IO662 1	=RI1.9310 +KPV1 -IO012 3
15										GY		
16										PK	=RI1.0506 +KPV1 -IO662 2	=RI1.9310 +KPV1 -IO012 5
17										BU		
18										RD	=RI1.0506 +KPV1 -IO662 3	=RI1.9310 +KPV1 -IO012 7
19										VT		
20										BN		
21										BK	=RI1.0506 +KPV1 -IO662 4	=RI1.9310 +KPV1 -IO012 9
22												
23	=.9708-W151	TrayFlex II	3 G AWG14	3	0	0.0		0900071047	signal transmission filler	1	=RI1.9708 +SK1 -TB99A02 1.BC+	=FU1.9714 +SK1 -TB99A02 1
24										2	=RI1.9708 +SK1 -TB99A02 2	=FU1.9714 +SK1 -TB99A02 2
25										PE	=RI1.9708 +SK1 -TB99A02 GND\PE	=FU1.9714 +SK1 -TB99A02 PE
26												
27	=.9708-W152	TrayF.TRONIC1-CY	4 X AWG18	8	0	0.0		0902124503	signal transmission filler	WH	=RI1.9708 +SK1 -TB99A05 1.FG	=FU1.9714 +SK1 -TB99A05 1.FG
28										SH	=RI1.9708 +SK1 -TB99A05 GND\PE	=FU1.9714 +SK1 -TB99A05 PE
29										BN	=RI1.9708 +SK1 -TB99A05 2.FG-	=FU1.9714 +SK1 -TB99A05 2.BA-
30										SH	=RI1.9708 +SK1 -TB99A05 GND\PE	=FU1.9714 +SK1 -TB99A05 PE
31										GN	=RI1.9708 +SK1 -TB99A05 3.BA+	=FU1.9714 +SK1 -TB99A05 3
32										SH	=RI1.9708 +SK1 -TB99A05 GND\PE	=FU1.9714 +SK1 -TB99A05 PE
33										YE	=RI1.9708 +SK1 -TB99A05 4.MT	=FU1.9714 +SK1 -TB99A05 4
34										SH	=RI1.9708 +SK1 -TB99A05 GND\PE	=FU1.9714 +SK1 -TB99A05 PE
35												
36	=.9708-W231	Simatic Net	2x2x0.64 mm²	5	0	0.0		0900033296	signal transmission filler	WH	=RI1.9708 +SK1 -CN231 WH	=FU1.9714 +SK1 -CN231 WH
37										OG	=RI1.9708 +SK1 -CN231 OG	=FU1.9714 +SK1 -CN231 OG
38										BU	=RI1.9708 +SK1 -CN231 BU	=FU1.9714 +SK1 -CN231 BU
39										YE	=RI1.9708 +SK1 -CN231 YE	=FU1.9714 +SK1 -CN231 YE
40										SH	=RI1.9708 +SK1 -CN231 SH	=FU1.9714 +SK1 -CN231 SH
41												
42	=.9708-W235	Simatic Net	2x2x0.64 mm²	5	0	0.0		0900033296	signal transmission filler	WH	=RI1.9708 +SK1 -CN235 WH	=FU1.9714 +SK1 -CN235 WH
43										OG	=RI1.9708 +SK1 -CN235 OG	=FU1.9714 +SK1 -CN235 OG
44										BU	=RI1.9708 +SK1 -CN235 BU	=FU1.9714 +SK1 -CN235 BU
45										YE	=RI1.9708 +SK1 -CN235 YE	=FU1.9714 +SK1 -CN235 YE
46										SH	=RI1.9708 +SK1 -CN235 SH	=FU1.9714 +SK1 -CN235 SH
47												
48												
49												
50												
51												
52												
53												
54												
55												
56												
57												
58												
59												
60												

date 26.08.2013
eng. Krupka
CAD Skala

machine type rinser
machine model Moduljet
version/ 02

KRONES

client Lagunitas Brewing Company
cable assignment list
equi. K563D13
K563D13-001
XKB
sheet 08
17/21
999

KA002 cable no.	VO004 of	NA002 to	TY001 type	AD001 leads	BL004 leads used	LA002 length	VA011 variant	ED001 KRONES EDV no	BE004 remarks
1 =.0101-W901	=RI1.0101 +SK1 -GND	=RI1.0101 +SK1 -GND901	THHN GN	1 X AWG8	1	0.0		5718000397	SC174&RA009# LSC grounding conductor frame LSC
2 =.0101-W902	=RI1.0101 +SK1 -GND	=RI1.0101 +SK1 -GND902	THHN GN	1 X AWG8	1	0.0		5718000397	SC174&SK001 grounding conductor main control panel
3 =.0101-W904	=RI1.0101 +SK1 -GND	=RI1.0101 +RKA1 -GND904	THHN GN	1 X AWG8	1	0.0	A	5718000397	SC174&RI009 grounding conductor rinser
4 =.0101-W905	=RI1.0101 +SK1 -GND	=RI1.0101 +KPV1 -TB21	THHN GN	1 X AWG8	1	0.0	A	5718000397	KL031 terminal strip
5 =.0201-W101	=RI1.0201 +SK1 -TB40	=RI1.0201 +SK1 -FL101	Konf.Ltg.Z	2x0.0 mm²	2	0.0			SC001 control cabinet lamp
6 =.0201-W151	=RI1.0201 +SK1 -TB40	=RI1.0201 +SK1 -AC151	Konf.Ltg.Z PE	5x0.0 mm²	5	0.0			KL011&SK001 cooling unit main control panel
7	=RI1.0201 +SK1 -TB52								
8 =.0301-W671	=RI1.0301 +SK1 -TB59A20	=RI1.0301 +KPV1 -TB51	TrayFlex II	7 G AWG14	7	0.0	S	0900071791	KL031 terminal strip
9 =.0502-W012	=RI1.0501 +SK1 -COM253	=RI1.0502 +SK1 -COM012	Konf.Ltg.F5	1x0.0 mm²	1	0.0			PO515&AN019 Point-I/O data communicat.board
10 =.0503-W012	=RI1.0503 +SK1 -COM012	=RI1.0502 +SK1 -COM012	Konf.Ltg.F5	1x0.0 mm²	1	0.0			PO515&AN019 Point-I/O data communicat.board
11 =.0503-W052	=RI1.0503 +SK1 -COM052	=RI1.0503 +SK1 -COM012	Konf.Ltg.F5	1x0.0 mm²	1	0.0			PO515&AN019 Point-I/O data communicat.board
12 =.0506-W031	=RI1.0506 +SK1 -CN031	=RI1.0506 +KPV1 -CN032	Simatic Net	2x2x0.64 mm²	5	0.0	S	0900033296	ET063&AN019 Ethernet connection data communicat.board
13 =.1101-W152	=RI1.1101 +SK1 -TB59A02	=RI1.1101 +SU1 -FT152	SPIKA	12x0.5 mm²	12	0.0	S	0901971320	NO009&SE056 emergency stop service door
14 =.1201-W111	=RI1.1201 +SK1 -TB59A01	=RI1.1201 +SU1 -LS111	TrayFlex II	9 G AWG16	9	0.0	S	0900977628	SC042# 1&MA091&GE013 guard door 1 machine guards closed
15 =.1201-W113	=RI1.1201 +SK1 -TB59A11	=RI1.1201 +SU1 -PB112	JZ-602	7 G AWG16	7	0.0	S	7187360113	SC042# 1&EN076# /&VE220 guard door 1 release/unlock / Lock
16		=RI1.1201 +SU1 -PB113							
17		=RI1.1201 +SU1 -PL112							
18		=RI1.1201 +SU1 -PL113							
19 =.1201-W121	=RI1.1201 +SK1 -TB59A02	=RI1.1201 +SU1 -LS121	TrayFlex II	9 G AWG16	9	0.0	S	0900977628	SC042# 2&MA091&GE013 guard door 2 machine guards closed
20 =.1201-W123	=RI1.1201 +SK1 -TB59A12	=RI1.1201 +SU1 -PB122	JZ-602	7 G AWG16	7	0.0	S	7187360113	SC042# 2&EN076# /&VE220 guard door 2 release/unlock / Lock
21		=RI1.1201 +SU1 -PB123							
22		=RI1.1201 +SU1 -PL122							
23		=RI1.1201 +SU1 -PL123							
24 =.1202-W111	=RI1.1202 +SK1 -TB59A01	=RI1.1202 +SU1 -LS111	TrayFlex II	9 G AWG16	9	0.0	S	0900977628	SC042# 1&SE056&GE013 guard door 1 service door closed
25 =.1202-W113	=RI1.1202 +SK1 -TB59A11	=RI1.1202 +SU1 -PB112	JZ-602	7 G AWG16	7	0.0	S	7187360113	SC042# 1&EN076# /&VE220 guard door 1 release/unlock / Lock
26		=RI1.1202 +SU1 -PB113							
27		=RI1.1202 +SU1 -PL112							
28		=RI1.1202 +SU1 -PL113							
29 =.1501-W143	=RI1.1501 +SK1 -TB59A05	=RI1.1501 +RKA1 -LS143	JZ-602	3 G AWG18	3	0.0	S	0900018158	UE001&GR004 monitoring gripper

date	26.08.2013	
eng.	Krupka	
CAD	Skala	
machine type	rinser	
machine model	Moduljet	
version/	02	
cable list		
client	Lagunitas Brewing Company	
equi.	K563D13	
	K563D13-001	
	XKT	
sheet	01	18/21
		999

KRONES

	KA002 cable no.	VO004 of	NA002 to	TY001 type	AD001 leads	BL004 leads used	LA002 length	VA011 variant	ED001 KRONES EDV no	BE004 remarks
1	=.1501-W400	=RI1.0506 +KPV1 -IO422	=RI1.1501 +PV1 -PS400	Konf.Ltg.F2	4x0.0 mm²	4	0.0			ME029# 1 PIS 400 medium 1 PIS 400
2	=.1501-W409	=RI1.1501 +SK1 -TB59A07	=RI1.1501 +PV1 -CN409	JZ-602	3 G AWG18	3	0.0	S	0900018158	DR004# PS409&SC031 #&GR033 pressure switch PS409 lubrication gripper guide
3	=.2005-W101	=RI1.2005 +SK1 -AFD101	=RI1.2005 +SK1 -MTR101	Konf.Ltg.Z PE SH	4x0.0 mm²	5	0.0			AN018&EN105 drive Emergency power supply unit
4	=.2005-W111	=RI1.2005 +SK1 -AFD101	=RI1.2001 +SK1 -PSU311	Konf.Ltg.F5	1x0.0 mm²	1	0.0			SP001&LE151 power supply unit power module
5	=.2005-W132	=RI1.2005 +SK1 -CN131	=RI1.2005 +SK1 -MTR101	Konf.Ltg.F1 SH	4x2x0.0 mm²	9	0.0			AN018&EN105 drive Emergency power supply unit
6	=.2010-W101	=RI1.2010 +SK1 -AFD101	=RI1.2010 +ELM1 -MTR101	Konf.Ltg.F1 PESH	8x0.0 mm²	9	0.0	S		EI008&RI009 infeed conveyor rinser
7	=.2010-W111	=RI1.2010 +SK1 -AFD101	=RI1.2005 +SK1 -AFD101	Konf.Ltg.F5	1x0.0 mm²	1	0.0			AN018&EN105 drive Emergency power supply unit
8	=.2010-W131	=RI1.2010 +SK1 -W131	=RI1.2010 +SK1 -F131	Konf.Ltg.F5	1x0.0 mm²	1	0.0			GE232&EI008&RI009 Speed monitoring infeed conveyor rinser
9	=.2010-W132	=RI1.2010 +SK1 -CN131	=RI1.2010 +ELM1 -MTR101	Konf.Ltg.F4 SH	4x2x0.0+2x0.0 mm²	11	0.0	S		EI008&RI009 infeed conveyor rinser
10	=.2015-W101	=RI1.2015 +SK1 -AFD101	=RI1.2015 +ELM1 -MTR101	Konf.Ltg.F1 PESH	8x0.0 mm²	9	0.0	S		EI013#1&RI009 infeed worm1 rinser
11	=.2015-W111	=RI1.2015 +SK1 -AFD101	=RI1.2010 +SK1 -AFD101	Konf.Ltg.F5	1x0.0 mm²	1	0.0			EI008&RI009 infeed conveyor rinser
12	=.2015-W131	=RI1.2015 +SK1 -W131	=RI1.2015 +SK1 -F131	Konf.Ltg.F5	1x0.0 mm²	1	0.0			GE232&EI013#1&RI009 Speed monitoring infeed worm1 rinser
13	=.2015-W132	=RI1.2015 +SK1 -CN131	=RI1.2015 +ELM1 -MTR101	Konf.Ltg.F4 SH	4x2x0.0+2x0.0 mm²	11	0.0	S		EI013#1&RI009 infeed worm1 rinser
14	=.2020-W101	=RI1.2020 +SK1 -AFD101	=RI1.2020 +ELM1 -MTR101	Konf.Ltg.F1 PESH	8x0.0 mm²	9	0.0	S		EI030&KA027 infeed starwheel carrousel
15	=.2020-W102	=RI1.2020 +SK1 -TB59A01	=RI1.2020 +ELM1 -FN102	Konf.Ltg.Z PE	3x0.0 mm²	3	0.0	S		EI030&KA027&LU001 infeed starwheel carrousel fan/ventilator
16	=.2020-W111	=RI1.2020 +SK1 -AFD101	=RI1.2015 +SK1 -AFD101	Konf.Ltg.F5	1x0.0 mm²	1	0.0			EI013#1&RI009 infeed worm1 rinser
17	=.2020-W131	=RI1.2020 +SK1 -W131	=RI1.2020 +SK1 -F131	Konf.Ltg.F5	1x0.0 mm²	1	0.0			GE232&EI030&KA027 Speed monitoring infeed starwheel carrousel
18	=.2020-W132	=RI1.2020 +SK1 -CN131	=RI1.2020 +ELM1 -MTR101	Konf.Ltg.F4 SH	4x2x0.0+2x0.0 mm²	11	0.0	S		EI030&KA027 infeed starwheel carrousel
19	=.2025-W101	=RI1.2025 +SK1 -AFD101	=RI1.2025 +RKA1 -MTR101	Konf.Ltg.Z PE SH	3x0.0+4x0.0 mm²	5	0.0	S		KA027&RI009 carrousel rinser
20	=.2025-W104	=RI1.2025 +SK1 -TB59A04	=RI1.2025 +RKA1 -FN102	Konf.Ltg.Z PE	3x0.0 mm²	3	0.0	S		KA027&RI009&LU001 carrousel rinser fan/ventilator
21	=.2025-W111	=RI1.2025 +SK1 -AFD101	=RI1.2020 +SK1 -AFD101	Konf.Ltg.F5	1x0.0 mm²	1	0.0			EI030&KA027 infeed starwheel carrousel
22	=.2025-W131	=RI1.2025 +SK1 -W131	=RI1.2025 +SK1 -F131	Konf.Ltg.F5	1x0.0 mm²	1	0.0			GE232&KA027&RI009 Speed monitoring carrousel rinser
23	=.2025-W132	=RI1.2025 +SK1 -CN131	=RI1.2025 +RKA1 -MTR101	Konf.Ltg.F4 SH	4x2x0.0+2x0.0 mm²	11	0.0	S		KA027&RI009 carrousel rinser
24	=.2101-P211	=RI1.2101 +SK1 -TB89A01	=RI1.2101 +RKA1 -P111	Konf.Ltg.F1 SH	7x0.0 mm²	8	0.0	S		SO011#HV&RI009 probeHV rinser
25	=.2101-W101	=RI1.2101 +SK1 -TB49A01	=RI1.2101 +RKA1 -MTR101	JZ-602	4 G AWG14	4	0.0	S	7187360121	HO001&RI009 height adjustment system rinser
26	=.2101-W111	=RI1.0503 +SK1 -IO812	=RI1.2101 +SK1 -TB89A01	LIYCY	4x0.5 mm²	5	0.0		7870305004	SO011#HV&RI009 probeHV rinser
27	=.2101-W113	=RI1.2101 +SK1 -TB59A13	=RI1.2101 +ELM1 -P113	JZ-602	4 G AWG18	4	0.0	S	0900018159	EI072 infeed-/discharge guide
28	=.2801-W301	=RI1.2801 +SK1 -TB49A01	=RI1.2801 +SU1 -MTR301	JZ-602	4 G AWG14	4	0.0	S	7187360121	FI004&OE006 filtration oil bath
29	=.2801-W302	=RI1.2801 +SK1 -TB59A01	=RI1.2801 +SU1 -CN301	JZ-602	4 G AWG18	4	0.0	S	0900018159	FI004&OE006&OE004 filtration oil bath oil pressure

date 26.08.2013
eng. Krupka
CAD Skala

machine type rinser
machine model Moduljet
version/ 02

KRONES

cable list
client Lagunitas Brewing Company
equi. K563D13
K563D13-001
XKT
sheet 02
19/21
999

	KA002 cable no.	VO004 of	NA002 to	TY001 type	AD001 leads	BL004 leads used	LA002 length	VA011 variant	ED001 KRONES EDV no	BE004 remarks
1	=.2801-W303	=RI1.2801 +SK1 -TB89A01	=RI1.2801 +RKA1 -P303	Konf.Ltg.F2	4x0.0 mm²	4	0.0	S		FI004&OE006&SE025 filtration oil bath sensor
2	=.3901-W101	=RI1.3901 +SK1 -TB59A01	=RI1.3901 +TBB1 -CN101	JZ-602	4 G AWG18	4	0.0	S	0900018159	EI002&ER001 infeed gap detector detection unit
3	=.3901-W102	=RI1.3901 +SK1 -TB59A02	=RI1.3901 +TBB1 -PB101	JZ-602	5 G AWG18	5	0.0	S	0900018170	EI002&QU001 infeed gap detector reset
4			=RI1.3901 +TBB1 -PL101							
5	=.4001-W011	=RI1.0503 +SK1 -IO644	=RI1.4001 +SK1 -IO012	Konf.Ltg.F1	10x0.0 mm²	5	0.0			VE044 valve control
6		=RI1.0503 +SK1 -TB52								
7	=.4001-W131	=RI1.4001 +SK1 -TB59A01	=RI1.4001 +TBB1 -CN131	JZ-602	4 G AWG18	4	0.0	S	0900018159	LE007&EI003&KU007 speed control system infeed low
8	=.4001-W132	=RI1.4001 +SK1 -TB59A02	=RI1.4001 +TBB1 -CN132	JZ-602	4 G AWG18	4	0.0	S	0900018159	LE007&EI003&LA022 speed control system infeed long
9	=.7025-W401	=RI1.7025 +KPV1 -TB51	=RI1.7025 +PV1 -FLM402	JZ-602	3 G AWG16	3	0.0		7187360110	DU018#FIT402 flowFIT402
10	=.7025-W402	=RI1.0506 +KPV1 -IO412	=RI1.7025 +PV1 -FLM402	JZ-602	5 G AWG18	5	0.0		0900018170	DU018#FIT402&ST009 flowFIT402 malfunction
11		=RI1.7025 +KPV1 -TB51								
12	=.7025-W404	=RI1.0506 +KPV1 -IO822	=RI1.7025 +PV1 -FLM402	LIY-CY	2x0.5 mm²	3	0.0		7870305002	DU018#FIT402&DU010 flowFIT402 rate of flow
13		=RI1.0506 +KPV1 -TB81								
14	=.8001-W011	=RI1.0506 +KPV1 -IO612	=RI1.8001 +KPV1 -IO012	Konf.Ltg.F1	10x0.0 mm²	5	0.0			VE044 valve control
15	=.8001-W400	=RI1.0506 +KPV1 -IO442	=RI1.8001 +PV1 -P400C	Konf.Ltg.F2	4x0.0 mm²	3	0.0			VE007# 400&HA014&SOND valve 400 main shut-off valve
16	=.8001-W401	=RI1.0506 +KPV1 -IO442	=RI1.8001 +PV1 -P401C	Konf.Ltg.F2	4x0.0 mm²	3	0.0			VE007# 401&LE054&SOND valve 401 outflow
17	=.8002-W011	=RI1.0506 +KPV1 -IO614	=RI1.8002 +KPV1 -IO012	Konf.Ltg.F1	10x0.0 mm²	5	0.0			VE044 valve control
18	=.9201-W102	=RI1.9301 +SK1 -TB59A01	=RI1.9301 +PV1 -MTR101	TrayFlex II	3 G AWG18	3	0.0	S	0900071922	PU003# G401 pump G401
19	=.9301-W101	=RI1.9301 +SK1 -TB49A01	=RI1.9301 +PV1 -MTR101	JZ-602	4 G AWG14	4	0.0	S	7187360121	PU003# G401 pump G401
20	=.9301-W440	=RI1.0506 +KPV1 -IO424	=RI1.9301 +PV1 -P440	Konf.Ltg.F2	4x0.0 mm²	4	0.0			RU015&BE012&MA003# LS440 return pipe magazine/container maximum LS440
21	=.9301-W441	=RI1.0506 +KPV1 -IO424	=RI1.9301 +PV1 -P441	Konf.Ltg.F2	4x0.0 mm²	4	0.0			RU015&BE012&MA003# LS441 return pipe magazine/container maximum LS441
22	=.9304-W011	=RI1.0506 +KPV1 -IO652	=RI1.9304 +KPV1 -IO012	Konf.Ltg.F1	10x0.0 mm²	5	0.0			VE044 valve control
23	=.9304-W440	=RI1.0506 +KPV1 -IO462	=RI1.9304 +PV1 -P440C	Konf.Ltg.F2	4x0.0 mm²	3	0.0			VE007# 440&EN023&RU061 valve 440 draining return pump
24	=.9304-W441	=RI1.0506 +KPV1 -IO462	=RI1.9304 +PV1 -P441C	Konf.Ltg.F2	4x0.0 mm²	3	0.0			VE007# 441&EN023&LE046 valve 441 draining guide
25	=.9305-W011	=RI1.0506 +KPV1 -IO654	=RI1.9305 +KPV1 -IO012	Konf.Ltg.F1	10x0.0 mm²	5	0.0			VE044 valve control
26	=.9310-W011	=RI1.0506 +KPV1 -IO662	=RI1.9310 +KPV1 -IO012	Konf.Ltg.F1	10x0.0 mm²	5	0.0			VE044 valve control
27	=.9708-W151	=RI1.9708 +SK1 -TB99A02	=FU1.9714 +SK1 -TB99A02	TrayFlex II	3 G AWG14	3	0.0	S	0900071047	SI022&FU003 VE037 signal transmission filler connecting line
28	=.9708-W152	=RI1.9708 +SK1 -TB99A05	=FU1.9714 +SK1 -TB99A05	TrayF.TRONIC1-CY	4 X AWG18	8	0.0	S	0902124503	SI022&FU003 VE037 signal transmission filler connecting line
29	=.9708-W231	=RI1.9708 +SK1 -CN231	=FU1.9714 +SK1 -CN231	Simatic Net	2x2x0.64 mm²	5	0.0	S	0900033296	SI022&FU003 VE037 signal transmission filler connecting line

date 26.08.2013
eng. Krupka
CAD Skala
machine type rinser
machine model Moduljet
version/ 02
KRONES
cable list
client Lagunitas Brewing Company
equi. K563D13
K563D13-001
XKT
sheet 03 20/21
999

KA002 cable no.	VO004 of	NA002 to	TY001 type	AD001 leads	BL004 leads used	LA002 length	VA011 variant	ED001 KRONES EDV no	BE004 remarks	VE037 connecting line
									S1022&FU003 signal transmission filler	
1 =.9708-W235	=RI1.9708 +SK1 -CN235	=FU1.9714 +SK1 -CN235	Simatic Net	2x2x0.64 mm²	5	0.0	S	0900033296		
2										*
3										*
4										*
5										*
6										*
7										*
8										*
9										*
10										*
11										*
12										*
13										*
14										*
15										*
16										*
17										*
18										*
19										*
20										*
21										*
22										*
23										*
24										*
25										*
26										*
27										*
28										*
29										*

date	26.08.2013	machine type	rinser	KRONES	cable list	equi. K563D13		
eng.	Krupka							
CAD	Skala	machine model	Moduljet		client	K563D13-001	XKT	sheet 04 21/21
					Lagunitas Brewing Company			
		version/	02					999