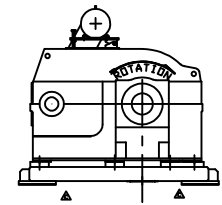


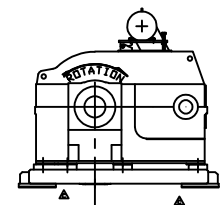
VIEW 2-2



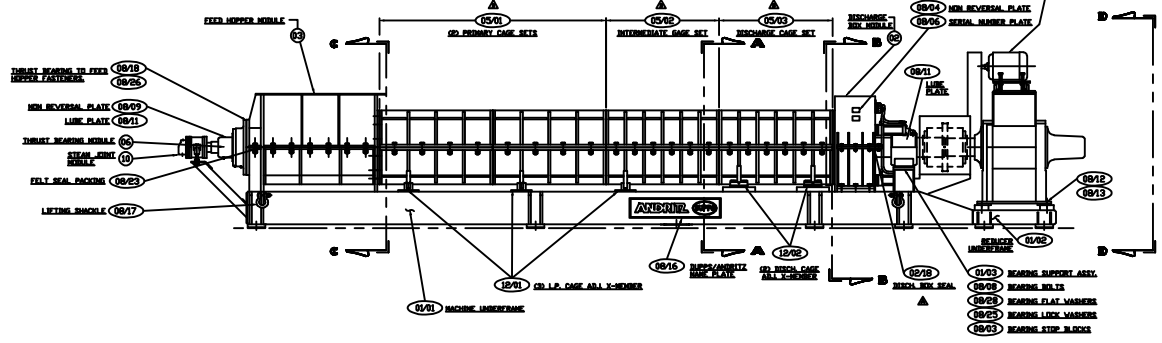
LH BELVE CONFIGURATION

SEE FROM ASSEMBLY REFERENCE CONFIGURATION OF BELVE LINE IN 2-1

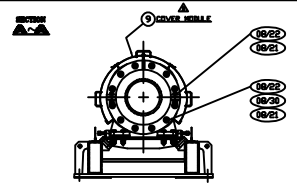
VIEW 2-3



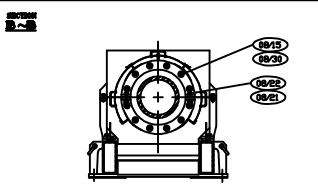
RH BELVE CONFIGURATION



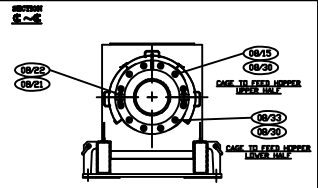
ALL FASTENERS IN CASE SECTION OF PRESS THAT ARE NEW MUST BE TO BE IDENTIFIED TO PREVENT MISUSE



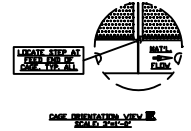
THIS VIEW APPLICABLE TO ALL CASES EXCEPT 10' X 12' X 12'



THIS VIEW APPLICABLE FOR REWORK CASE TO FITTING REF. 2-1



THIS VIEW APPLICABLE FOR REWORK CASE TO FEED UPPER NIBBLE



USE PRESS ALIGNMENT FIXTURE 10000A

100/27 TOURIST BEARING LINE

100/24 REAR BELVE LINE

23427	3	REVISED UNDERFRAME FT PAID	DATE	2/22/57
775	8	REV. TO FOR CASES & LIFTING CRIBS	DATE	10-2-58
100	1	ADDED NOTE FOR BEARING BELT	DATE	10-2-58
100	1	DESCRIPTION	DATE	10-2-58

SHIP FINAL ASSEMBLY  
 REEL WARE PRESS  
 STANDARD CONFIGURATIONS ONLY  
**THE DRUMPS CO.**  
 MANUFACTURED BY PRESSURE MACHINERY  
 CO. DIVISION OF THE  
 DRUMPS CO. 1200 N. 10TH ST. ST. LOUIS, MO. 63102