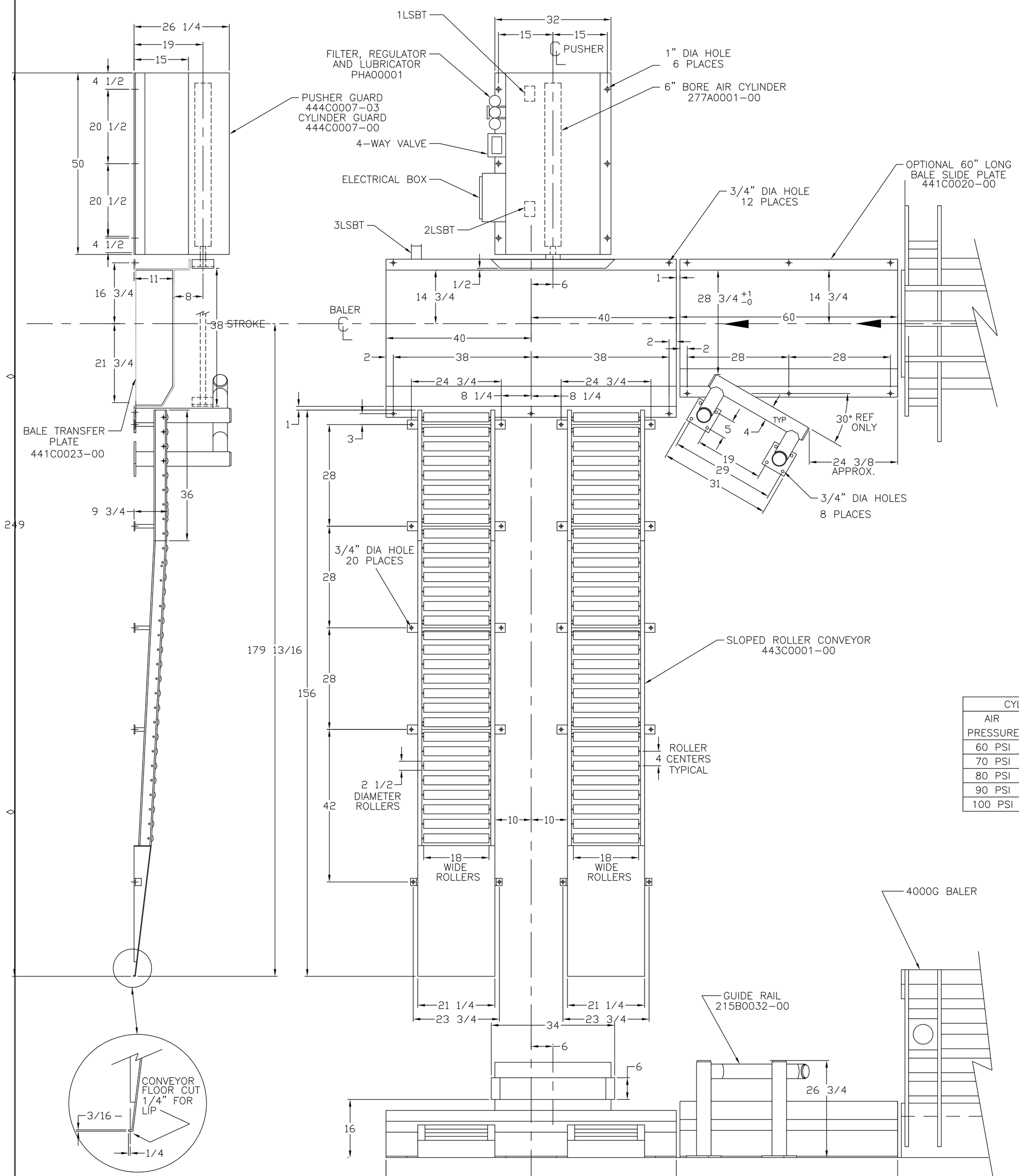

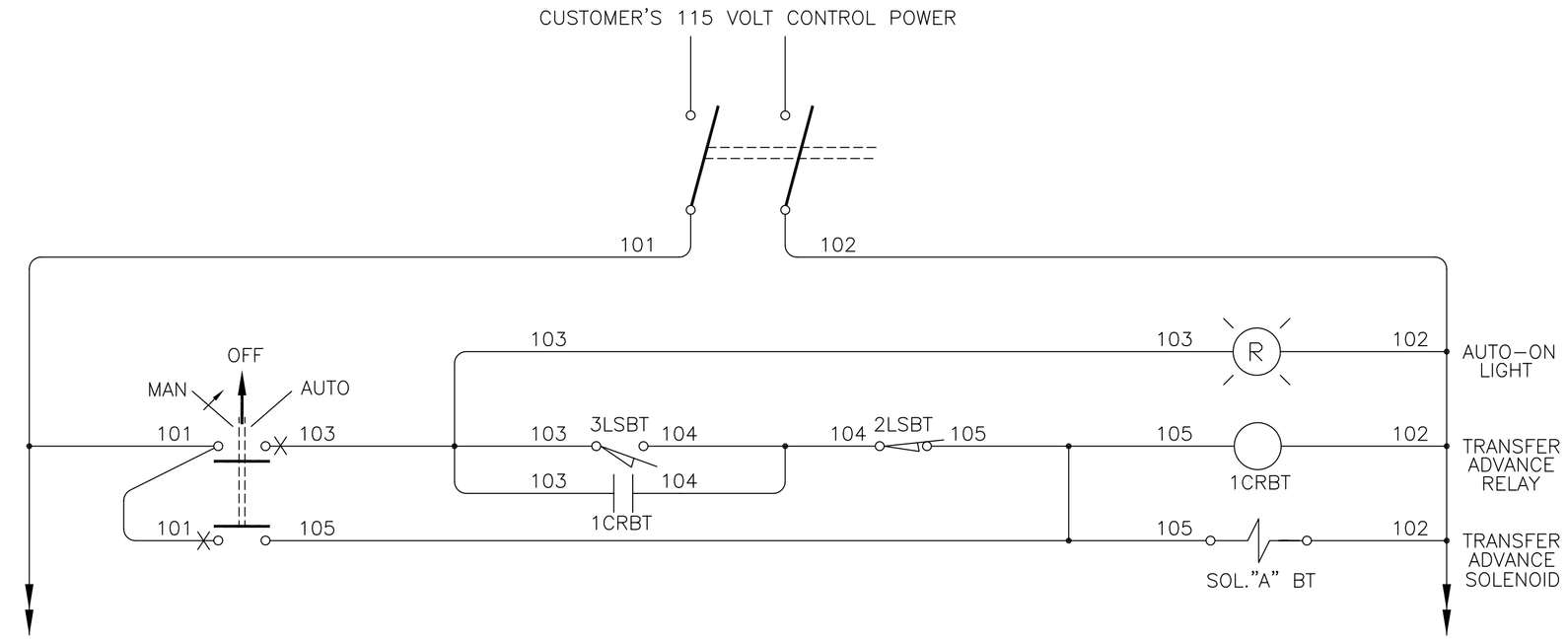

FOR NON-REGEN BALERS

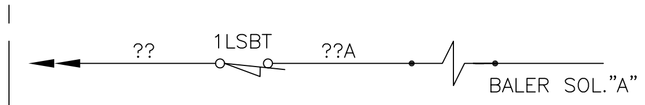

REFERENCE DRAWING	WIRE #
12112D-XX	24
291D0101-XX	18
291D0002-XX	15
291D0108-XX	Y3
291D0184-XX	40
291D0183-XX	38
291D0198-XX	38
291D0264-XX	38
291D0294-XX	38
291D0314-XX	38
291D0415-XX	38

FOR REGENERATION BALERS

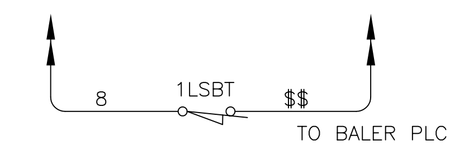

REFERENCE DRAWING	WIRE #
291D0234-XX	44

CYLINDER FORCE IN POUNDS		
AIR PRESSURE	CYLINDER PUSH	CUBIC FEET OF AIR REQUIRED PER CYCLE
60 PSI	1696 LBS.	12 $FT.^3$
70 PSI	1979 LBS.	13.5 $FT.^3$
80 PSI	2262 LBS.	15 $FT.^3$
90 PSI	2545 LBS.	16.5 $FT.^3$
100 PSI	2827 LBS.	18 $FT.^3$

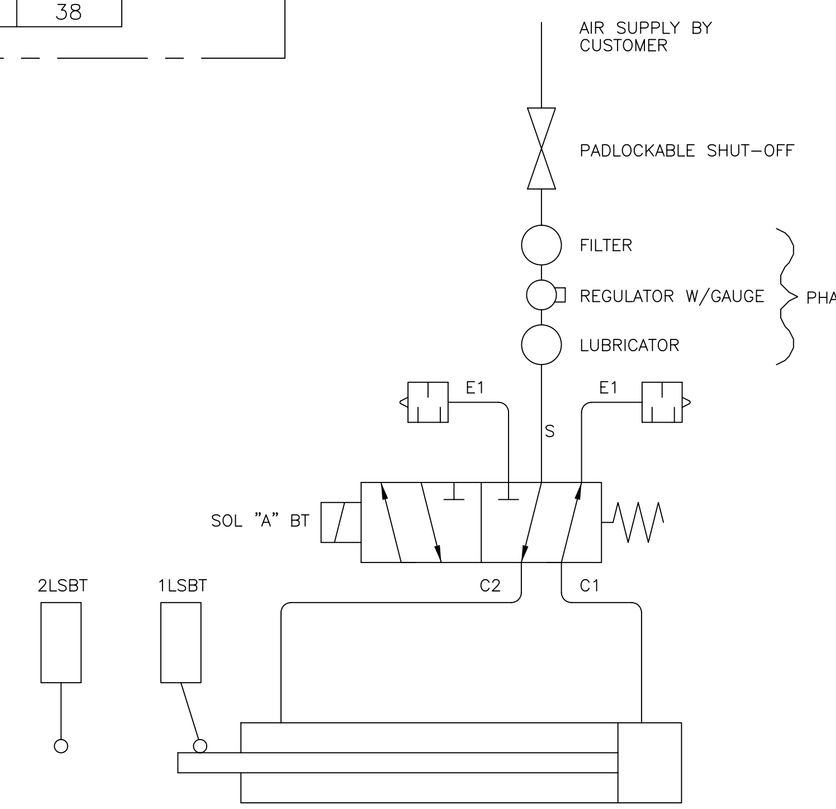

CIRCUIT

SINGLE SOLENOID OPERATED AIR MOTOR

THE -00 IS THE STANDARD CONFIGURATION
THE -01 IS OPPOSITE

NO.	DATE	IN.	REMARKS
J	09-14 2005	DLS	ADDED DWG# 291D0415-XX
I	09-21 2000	DLS	ADDED DWG# 291D0314-XX

BALEMASTER®
DIV. OF EAST CHICAGO MACHINE TOOL CORP.
CROWN POINT, INDIANA

BALE TRANSFER
SYSTEM w/4000 BALER

DO NOT SCALE
WORK TO DIMENSIONS

SCALE: 1=15

B/M REQ'D YES NO

DR. GOLINSKI CH. APP.

DATE: 07/17/97

444D0015-00

TOLERANCES - UNLESS OTHERWISE SPECIFIED:
FRACTIONAL +/- 1/64
DECIMAL 0.000 +/- 0.005
DECIMAL 0.00 +/- 0.01

THIRD ANGLE PROJECTION

THIS DRAWING IS THE PROPERTY OF
EAST CHICAGO MACHINE TOOL CORP.

THE INFORMATION DISCLOSED HEREIN IS NOT TO BE REPRODUCED, COPIED OR OTHERWISE DISPOSED OF, DIRECTLY OR INDIRECTLY AND IS NOT TO BE USED IN WHOLE OR IN PART TO ASSIST IN MAKING OR TO FURNISH ANY INFORMATION FOR THE MAKING OF DRAWINGS, PRINTS, APPARATUS, OR PARTS THEREOF, EXCEPT AS SPECIFICALLY AUTHORIZED IN WRITING BY EAST CHICAGO MACHINE TOOL CORP.