

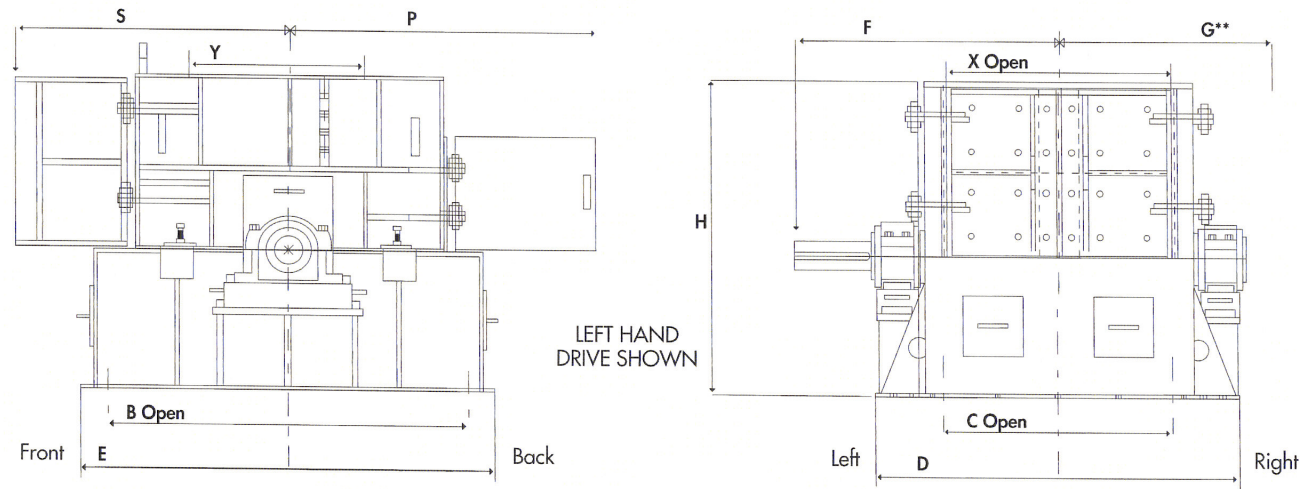


Dimensions and Specifications



| Model Number | Unit Weight Pounds | Dimensions In Inches (Approximate)* | | | | | | | | | | | | | |
|--------------|--------------------|-------------------------------------|------------|--------|--------------|----|-------------------|----|--------|-------|--------|---------------|------------|----|----|
| | | Shaft Diameter | Rotor Size | | Feed Opening | | Discharge Opening | | Height | Width | Length | C.L. To Shaft | Clearances | | |
| | | | Diameter | Length | X | Y | C | B | | | | | H | E | D |
| 2420 | 3,000 | 4 | 24 | 20 | 21 | 22 | 23 | 35 | 36 | 40 | 43 | 30 | 43 | - | - |
| 2432 | 3,900 | 5 | 24 | 32 | 33 | 22 | 33 | 35 | 36 | 40 | 54 | 37 | 60 | - | - |
| 3240 | 9,950 | 7 | 32 | 41 | 42 | 28 | 44 | 57 | 51 | 63 | 64 | 46 | 74 | 52 | 56 |
| 4032 | 13,250 | 10 | 40 | 34 | 33 | 35 | 32 | 77 | 63 | 83 | 62 | 48 | 65 | 53 | 61 |
| 4040 | 17,000 | 10 | 40 | 41 | 44 | 35 | 46 | 77 | 63 | 83 | 72 | 53 | 70 | 61 | 66 |
| 4048 | 18,400 | 10 | 40 | 54 | 54 | 35 | 56 | 77 | 63 | 83 | 83 | 58 | 96 | 66 | 71 |
| 4064 | 27,000 | 10 | 40 | 64 | 64 | 35 | 64 | 77 | 63 | 83 | 98 | 69 | 101 | 71 | 76 |
| 4072 | 31,000 | 10 | 40 | 74 | 74 | 35 | 74 | 77 | 63 | 83 | 109 | 74 | 112 | 76 | 81 |
| 4848 | 28,200 | 10 | 48 | 54 | 54 | 43 | 54 | 86 | 72 | 93 | 88 | 60 | 99 | 66 | 71 |

*Please note dimensions are for reference only and not to be used for construction.

** G= space required to remove hammer pins and/or breaker bar (non drive side only)

Specifications are subject to change without notice

Alliance

MANUFACTURING INC.



Alliance

MANUFACTURING INC.

MADE IN THE USA

Contact us for distributor information at 800-452-6071

or visit alliancecrushers.com