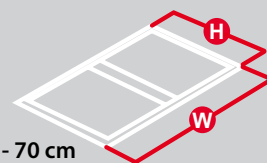


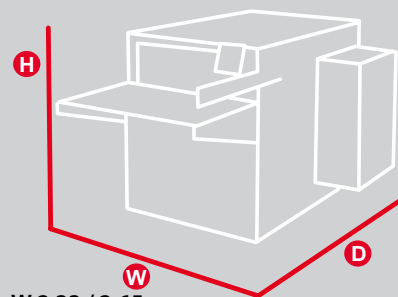
Roby One / Roby One.1

Gluing/mounting machine

max 50x70 / 70x100 cm 720 cyc./h



H 15 - 50/15 - 70 cm
 W 15 - 70/15-100 cm
 80 - 200 gr/m²




W 2,33 / 2,65 m
 D 1,63 / 1,75 m
 H 1,76 / 1,50 m

The Roby One is a universal machine for gluing and mounting of two materials together (paper, cardboard, fabric, plastic, polyurethane, etc). It can be employed for production of book covers, game boards, files, diplomas, puzzles, covers with labels or photos, easel displays, photo albums, DVD trays, personalized boxes and slip cases, passports, three-piece calendars, post-it notepads, etc.

The material to be glued is picked up from a high pile feeder by a special suction transport system, covered with glue and mounted onto the material that the operator has placed on the worktable. The top layer can be smaller, equal, or larger than the bottom layer. It may also have an irregular, die-cut shape.

The standard machine performs full surface gluing but upon request it can be equipped with a gluing system (usually hot-melt) that will allow selective gluing.

The Roby One can be customized for special applications. Its large-size version is called Roby One.1.



TECHNICAL DATA: SIZE 50x70

Roby One:

Max gluing area: cm 50 x 70

Min gluing area: cm 15 x 15

Mechanical speed: cycles/h 720

Feeding system: high pile

Changeover time: min 5

Weight of paper being fed max: gr/m² 200

Weight of paper being fed min: gr/m² 80

Cardboard weight: mm 0,8 - 4

Function control: by PLC

Type of glue: cold (hot optional)

Non-stop glue mixing

Rated power: kW 3,33

Standard voltage: V 400/Hz 50/3 phase (others available upon request)

Air consumption (to be supplied by the user): l/min 300 - atm 6

Packed machine size: m 2,33 x 1,63 x h1,76

Gross weight: kg 860

TECHNICAL DATA: SIZE 70x100

Roby One.1

Max gluing area: cm 70 x 100

Min gluing area: cm 15 x 15

Mechanical speed: cycles/h 600

Feeding system: high pile

Changeover time: min 5

Weight of paper being fed max: gr/m² 200

Weight of paper being fed min: gr/m² 80

Cardboard weight: mm 0,8 - 4

Function control: by PLC

Type of glue: cold (hot optional)

Non-stop glue mixing

Rated power: kW 4,33

Standard voltage: V 400/Hz 50/3 phase (others available upon request)

Air consumption (to be supplied by the user): l/min 300 - atm 6

Packed machine size: m 1,75 x 2,65 x h1,50

Gross weight: kg 1200

Roby One / Roby One.1

Gluing/mounting machine

COMPLEMENTARY MACHINES



SMM 1800

Automatic turning-in machine

Max size: cm 45 x 80

Velocità: cycles/hour 1400