


Semi-Automatic Stretch Wrapper

COMPACTA SPR

WRAPPER – ROLL SUSPENSION PACKAGING FOR SEMI-FINISHED PRODUCTS

Compacta semi-automatic horizontal rotating ring stretch wrappers are designed for low- to mid-volume production.



PERFORMANCE FEATURES:

ROLLER INFEED

Features idle roller infeed and outfeed with motorized size guides. Conveyers and guides are designed to handle heavier products and thicker packaging material.



COLOR TOUCH SCREEN

Redesigned control panel includes touch screen. The large color screen allows you to create programs quickly and easily. Upgraded memory can now record up to eight different programs.



FILM CARRIAGE UNIT


The roll carriage has a direct braking transmission roller and is continuously adjustable. It also simplifies roll loading and film insertion. The roll carriage is equipped with locking and quick release.



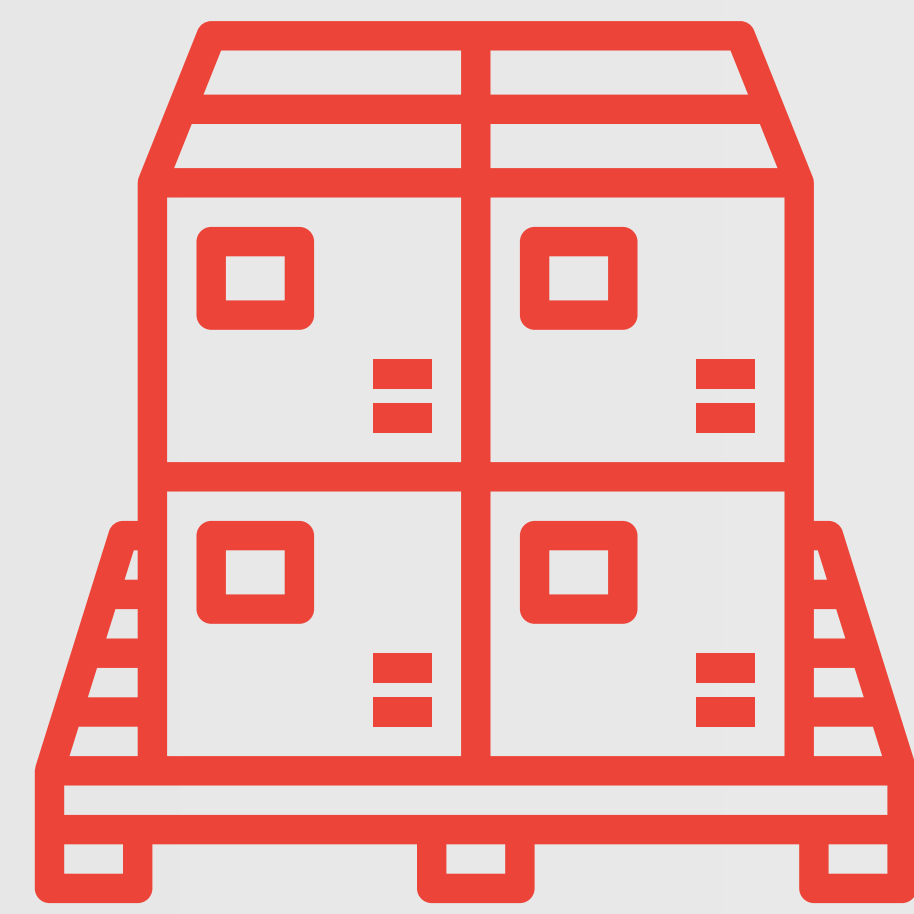
CUTTING AND CLAMPING UNIT

The automatic highly reliable dual rod clamping and cutting system fully automates the wrapping process.



 THE COMPACTA SUSPENSION PACKAGING ROLLER (SPR) IS A HORIZONTAL STRETCH WRAPPER CREATED TO PROVIDE A SAFE AND EFFECTIVE SOLUTION FOR THE PACKAGING OF SEMI-FINISHED PRODUCTS PLACED ON CARDBOARD.

COMPACTA SPR SPEC SHEET



ROBOPACUSA.COM

INFO.US@ROBOPAC.COM

COMPACTA SPR4:

- Belt Driven Rotation
- Max. Rotation Speed: 160 RPM
- Wrapping Cycle: Continuous or Banding
- Manual Top Pressure Unit Infeed and Outfeed: Optional
- Pneumatic Cold Cutting and Clamping Unit
- Friction Roll: Not included
- Constant Film Tensioning: Not applicable
- Power Supply Voltage: 110V, 1 phase
- Installed Power: 1 HP
- Working Pressure: 90 PSI
- Film Width: 5 inches
- Maximum External Diameter: 8 inches
- Core Diameter: 3 inches

Dimensions (SPR4):

- Length: 70.5 inches
- Width: 49.5 inches
- Height: 53 inches
- Infeed/Outfeed Table Height: 31.6 inches
- Infeed/Outfeed Table Width: 17.87 inches

COMPACTA SPR6:

- Belt Driven Rotation
- Max. Rotation Speed: 120 RPM
- Wrapping Cycle: Continuous or Banding
- Manual Top Pressure Unit Infeed and Outfeed: Optional
- Pneumatic Cold Cutting and Clamping Unit
- Friction Roll: Included
- Constant Film Tensioning: Included
- Power Supply Voltage: 110V, 1 phase
- Installed Power: 1 HP
- Working Pressure: 90 PSI
- Film Width: 5 inches
- Maximum External Diameter: 8 inches
- Core Diameter: 3 inches

Dimensions (SPR6):

- Length: 71 inches
- Width: 57.5 inches
- Height: 60.8 inches
- Infeed/Outfeed Table Height: 34.4 inches
- Infeed/Outfeed Table Width: 32.2 inches