



Oakworks Imaging Tables • Comparison Chart



Trendelenburg Tilt



Longitudinal Travel

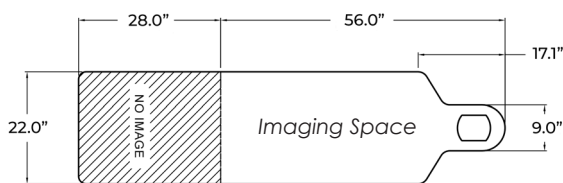


Lateral Tilt

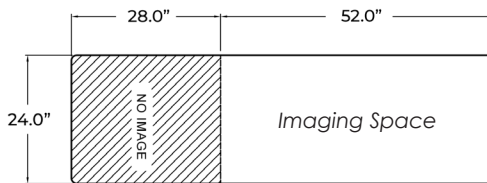


Lateral Travel

CFPM Table Top Specifications



INTEGRATED HEADREST



RECTANGULAR

Table Type	Height *without pad	Top Style [click link to view product page]		Weight Rating	Trendelenburg Tilt	Longitudinal Travel	Lateral Tilt	Lateral Travel
CFPM100	22" - 40"	Integrated	Rectangular	500lbs	n/a	n/a	n/a	n/a
CFPM200	25" - 43"	Integrated	Rectangular	500lbs	n/a	n/a	±15°	n/a
CFPM201	25" - 42"	Integrated	Rectangular	500lbs	+15°/-11°	n/a	n/a	n/a
CFPM300	26" - 43"	Integrated	Rectangular	500lbs	+15°/-11°	n/a	±15°	n/a
CFPM301	25" - 43"	Integrated	Rectangular	500lbs	+15°/-11°	10"	n/a	n/a
CFPMB301	26" - 44"	n/a	Rectangular	750lbs	+15°/-11°	10"	n/a	n/a
CFPM302	25" - 43"	Integrated	Rectangular	500lbs	n/a	10"	±15°	n/a
CFPM400	26" - 43"	Integrated	Rectangular	500lbs	+15°/-11°	10"	±15°	n/a
CFPM401	26" - 44"	Integrated	Rectangular	500lbs	+15°/-11°	10"	n/a	8" (±4")
DTPM300	24" - 40"	n/a	Rectangular	450lbs	+14°/-14°	23" (manual)	n/a	n/a
CFLU401	27" - 45"	n/a	Rectangular	500lbs	+15°/-11°	10"	n/a	8" (±4")
CFUR301	26" - 44"	n/a	Rectangular	500lbs	+15°/-11°	10"	n/a	n/a
CFUR401	26" - 44"	n/a	Rectangular	500lbs	+15°/-11°	10"	n/a	8" (±4")