# HD 9/100-4 CAGE ADV

Removes even extremely stubborn dirt: the versatile HD 9/100-4 Cage Adv ultra high-pressure cleaner with UHP trigger gun, 1000 bar working pressure and a low water consumption of 900 l/h.

Made in Germany

4–6 h

FLAT FREE TIRES

1000 bar

| Order no. | 1.812-002.0 |
|---|---|

- Pressure relief valve that makes it easy and comfortable to use

## Technical data

| | | |
|---|---|---|
| **EAN code** | | 4054278303154 |
| **Working pressure** | **bar / MPa** | 1000 / 100 |
| **Flow rate** | **l/h** | 978 |
| **Inlet temperature** | **°C** | 45 |
| **Fuel** | | Electric |
| **Motor rating** | **kW** | 35 |
| **Number of current phases** | **Ph** | 3 |
| **Voltage** | **V** | 380 – 415 |
| **Frequency** | **Hz** | 50 |
| **Pump type** | | Crankshaft |
| **Weight without accessories** | **kg** | 385 |
| **Weight (with accessories)** | **kg** | 376.5 |
| **Weight incl. packaging** | **kg** | 380 |
| **Dimensions (L × W × H)** | | 1385 × 790 × 1090 |

**This machine requires instruction.**

## Scope of supply

**Spray gun:** UHP trigger gun (Dry Shut)

**Stainless steel spray lance:** 750 mm

**Flat jet nozzle**

## Equipment

**High-pressure hose length:** 20 m

**Safety valve**

**Elapsed time counter**



### Powerful industrial high-pressure pump

- Plunger made from carbide for a long service life.
- Maintenance-friendly design that makes replacing wear parts such as valves, seals and plungers easy.
- Central valve design for high volumetric effectiveness.

### Ergonomic blasting gun

- Ergonomic handle and lightweight design for ease of operation.
- Reduced trigger forces for effortless working.



### Pressure relief valve

- The pressure relief valve reduces the pressure in the hose, so it remains flexible when the trigger gun is closed.
- Prevents any sudden recoil for the user, as the pressure is built up slowly when pulling the trigger gun.

HD 9/100-4 Cage Adv, 1.812-002.0, 2026-09-18

# ACCESSORIES FOR HD 9/100-4 CAGE ADV
# 1.812-002.0

1

3

4

5–6


9


10

11

12

13

14–18

| | | Order no. | Description | |
|---|---|---|---|---|
| **ULTRA-HIGH-PRESSURE CLEANERS** | | | | |
| **Attachment kits** | | | | |
| Filter fleece filter housing 100 µm | 1 | 6.414-074.0 | 5 pc. fleece filter bags, 100 µm for filter casing. | ■ |
| Attachment kit for advance pressure pump | 2 | 2.637-017.0 | Booster pump attachment kit for reliable high-pressure pump water supply. The advance pressure pump is installed in the machine. | ☐ |
| Filter fleece, filter casing | 3 | 6.414-073.0 | Filter fleece, 50 µm for filter casing. Contents: Pack of 5. | ☐ |
| Splash guard | 4 | 9.871-040.0 | Splash guard for pushing onto the spray lance. | ☐ |
| **High-pressure hoses** | | | | |
| Pressure hose, 20 m, 1100 bar, M24 × 1.5 | 5 | 9.919-791.0 | Durable, abrasion-resistant and flexible multi-layer steel-reinforced hose with connection size M 24 × 1.5. Suitable for up to 1100 bar working pressure. | ■ |
| Pressure hose, 40 m, 1100 bar, M24 × 1.5 | 6 | 9.919-912.0 | Abrasion-resistant, flexible and thanks to multilayer steel casing also very durable hose with 40 m length. Suitable for up to 1100 bar working pressure. Connection size M 24 × 1.5. | ☐ |
| Pressure hose, 10 m, 1250 bar, M24 × 1.5 | 7 | 9.887-894.0 | The 10 m long high-pressure hose is more abrasion-resistant and long-lasting than the standard hose. Suitable for up to 1250 bar working pressure and the connection size M 24 × 1.5. | ☐ |
| Pressure hose, 20 m, 1250 bar, M24 × 1.5 | 8 | 9.887-895.0 | Abrasion-resistant and extremely long-lasting: The 20 m long high-pressure hose is suitable for up to 1250 bar working pressure and the connection size M 24 × 1.5. | ☐ |
| Metal safety sling | 9 | 9.887-583.0 | Hose sling for securing high-pressure hose at machine. Prevents uncontrolled lashing in the event of malfunctions, thus minimising the risk of injury for the operator. | ☐ |
| Textile safety sling | 10 | 9.920-368.0 | | ☐ |
| Mounting rope, 0.5 m | 11 | 6.025-311.0 | Fastening rope | ☐ |
| Shackles | 12 | 6.025-195.0 | Sturdy shackles for fastening slings for high-pressure hoses at machine. | ☐ |
| **Trigger guns** | | | | |
| UHP trigger gun – Dry Shut | 13 | 9.920-787.0 | The UHP trigger gun is suitable for working pressures of up to 1000 bar. The water is recycled into the circulation system when the trigger gun is closed. Connection for high-pressure hose, M24 × 1.5. | ■ |
| **Spray lances** | | | | |
| Spray lance | 14 | 9.891-183.0 | Spray lance with connection size 9/16" UNF. Suitable for up to 1,500 bar working pressure. | ■ |

■ Included in the scope of supply. ☐ Available accessories.

# ACCESSORIES FOR HD 9/100-4 CAGE ADV
# 1.812-002.0

14–18

19

20

21

22

23

24

25

26

27

28

| | | Order no. | Description | |
|---|---|---|---|---|
| **ULTRA-HIGH-PRESSURE CLEANERS** | | | | |
| **Spray lances** | | | | |
| Nozzle pipe | 15 | 9.891-182.0 | Spray lance with connection size 9/16" UNF. Suitable for up to 1500 bar working pressure. | ☐ |
| Spray lance | 16 | 9.891-184.0 | Spray lance with connection size 9/16" UNF. Suitable for up to 1,500 bar working pressure. | ☐ |
| | 17 | 9.891-207.0 | | ☐ |
| | 18 | 9.891-185.0 | Spray lance with connection size 9/16" UNF. Suitable for working pressures of up to 1500 bar . | ☐ |
| Spray lance handle | 19 | 6.025-300.0 | Spray lance handle. | ☐ |
| Spray lance handle, 90° | 20 | 9.871-675.0 | Side handle for spray lance. 90° angle to spray lance axis. Flexible and individually adjustable. | ☐ |
| **Couplings and connectors** | | | | |
| Hose connector | 21 | 9.877-911.0 | For connecting and extending high-pressure hoses with connection M 24 × 1.5. | ☐ |
| Pressure screw | 22 | 9.883-492.0 | Thrust screw with connection size M26 × 1.5. | ☐ |
| Pressure ring | 23 | 9.883-570.0 | Thrust collar with connection size 9/16" UNF. | ☐ |
| Pressure screw | 24 | 9.883-669.0 | Pressure screw, connection size 1 1/8" UNF. | ☐ |
| Pressure ring | 25 | 9.883-670.0 | Pressure ring, connection size 9/16" UNF. | ☐ |
| Grease for stainless steel threaded joints | 26 | 6.280-180.0 | Grease for stainless steel screw connections. | ☐ |
| **Abrasive blaster** | | | | |
| Replacement nozzle for abrasive blaster | 27 | 6.025-346.0 | Replacement nozzle for abrasive spray head made from boron carbide. Colour blue. | ☐ |
| F98 nozzle set, 0.60 mm | 28 | 9.886-550.0 | | ☐ |

■ Included in the scope of supply. ☐ Available accessories.

# ACCESSORIES FOR HD 9/100-4 CAGE ADV 1.812-002.0

29

30

31

34

35

36

37

38, 44–51

39–43

| | | Order no. | Description | |
|---|---|---|---|---|
| **ULTRA-HIGH-PRESSURE CLEANERS** | | | | |
| **Abrasive blaster** | | | | |
| Nozzle F98 for abrasive blaster | 29 | 6.025-256.0 | 0.6 mm | ☐ |
| Suction lance | 30 | 6.025-258.0 | For the suction of spray agents. | ☐ |
| Mounting tool for nozzle set | 31 | 6.025-257.0 | For F98 nozzles. | ☐ |
| Abrasive | 32 | 6.025-309.0 | 25 kg, 0.5–1.00 mm, garnet sand. | ☐ |
| | 33 | 6.025-310.0 | 25 kg, 0.7–1.40 mm, garnet sand. | ☐ |
| Abrasive sprayer | 34 | 9.872-250.0 | Abrasive spray head for wet sand blasting. Nozzle size: 3 × 0.6. Only includes spray head. Without hose and lance. | ☐ |
| Abrasive material hose | 35 | 6.025-308.0 | Abrasive hose. | ☐ |
| **NOZZLES** | | | | |
| **Plug-in nozzles F4/F19** | | | | |
| Nozzle carrier F4/F19 | 36 | 9.872-008.0 | Nozzle carrier for nozzle F4 / F19. Suitable for working pressures of up to 1,500 bar. | ■ |
| O-ring | 37 | 6.025-168.0 | For nozzle carrier F4/F19. | ■ |
| Flat jet nozzle F19, 1,1 mm, 20 ° | 38 | 6.025-466.0 | Plug-in flat jet nozzle F19 with a diameter of 1.10 mm and 20°. Suitable for working pressures of up to 1,500 bar. | ■ |
| Round jet nozzle F4, 0,9 mm | 39 | 6.025-470.0 | Plug-in round jet nozzle F4 with a diameter of 0.90 mm. Suitable for working pressures of up to 1,500 bar. | ☐ |
| Round jet nozzle F4, 1 mm | 40 | 6.025-198.0 | Plug-in round jet nozzle F4 with a diameter of 1.00 mm. Suitable for working pressures of up to 1,500 bar. | ☐ |
| Round jet nozzle F4, 1,1 mm | 41 | 9.885-951.0 | Plug-in round jet nozzle F4 with a diameter of 1.10 mm. Suitable for working pressures of up to 1,500 bar. | ☐ |
| Round jet nozzle F4, 1,2 mm | 42 | 6.025-199.0 | Plug-in round jet nozzle F4 with a diameter of 1.20 mm. Suitable for working pressures of up to 1,500 bar. | ☐ |

■ Included in the scope of supply. ☐ Available accessories.

# ACCESSORIES FOR HD 9/100-4 CAGE ADV
# 1.812-002.0

39–43

38, 44–51

52

53

54–69

| | | Order no. | Description | |
|---|---|---|---|---|
| **NOZZLES** | | | | |
| **Plug-in nozzles F4/F19** | | | | |
| Round jet nozzle F4, 1,3 mm | 43 | 6.025-196.0 | Plug-in round jet nozzle F4 with a diameter of 1.30 mm. Suitable for working pressures of up to 250 bar with water flow rate of 900 l/h. | ☐ |
| Flat jet nozzle F19, 1,2 mm, 20 ° | 44 | 6.025-207.0 | Plug-in flat jet nozzle F19 with a diameter of 1.20 mm and 20°. Suitable for working pressures of up to 1,500 bar. | ☐ |
| Flat jet nozzle F19, 1,4 mm, 20 ° | 45 | 6.025-211.0 | Plug-in flat jet nozzle F19 with a diameter of 1.40 mm and 20°. Suitable for working pressures of up to 1,500 bar. | ☐ |
| Flat jet nozzle F19, 1,5 mm, 20 ° | 46 | 6.025-203.0 | Plug-in flat jet nozzle F19 with a diameter of 1.50 mm and 20°. Suitable for working pressures of up to 1,500 bar. | ☐ |
| Flat jet nozzle F19, 1,1 mm, 30 ° | 47 | 6.025-467.0 | Plug-in flat jet nozzle F19 with a diameter of 1.10 mm and 30°. Suitable for working pressures of up to 1,500 bar. | ☐ |
| Flat jet nozzle F19, 1,2 mm, 30 ° | 48 | 6.025-208.0 | Plug-in flat jet nozzle F19 with a diameter of 1.20 mm and 30°. Suitable for working pressures of up to 1,500 bar. | ☐ |
| Flat jet nozzle F19, 1,3 mm, 30 ° | 49 | 6.025-469.0 | Plug-in flat jet nozzle F19 with a diameter of 1.30 mm and 30°. Suitable for working pressures of up to 1,500 bar. | ☐ |
| Flat jet nozzle F19, 1,4 mm, 30 ° | 50 | 6.025-212.0 | Plug-in flat jet nozzle F19 with a diameter of 1.40 mm and 30°. Suitable for working pressures of up to 1,500 bar. | ☐ |
| Flat jet nozzle F19, 1,5 mm, 30 ° | 51 | 6.025-204.0 | Plug-in flat jet nozzle F19 with a diameter of 1.50 mm and 30°. Suitable for working pressures of up to 1,500 bar. | ☐ |
| **Screw nozzles F21** | | | | |
| Nozzle carrier F21 | 52 | 9.878-291.0 | Nozzle carrier for sapphire nozzle F21. Suitable for working pressures of up to 3,000 bar. | ☐ |
| Dummy nozzle F21 | 53 | 6.025-237.0 | F21 screw-on dummy nozzle. Suitable for working pressures of up to 3,000 bar. | ☐ |
| Round jet nozzle F21, Saphir, 0,35 mm | 54 | 9.886-208.0 | Screw-on F21 sapphire round jet nozzle with a diameter of 0.35 mm. Suitable for working pressures of up to 3,000 bar. | ☐ |
| Round jet nozzle F21, Saphir, 0,4 mm | 55 | 9.886-209.0 | Screw-on F21 sapphire round jet nozzle with a diameter of 0.40 mm. Suitable for working pressures of up to 3,000 bar. | ☐ |
| Round jet nozzle F21, Saphir, 0,45 mm | 56 | 6.025-220.0 | Screw-on F21 sapphire round jet nozzle with a diameter of 0.45 mm. Suitable for working pressures of up to 3,000 bar. | ☐ |

☐ Available accessories.

# ACCESSORIES FOR HD 9/100-4 CAGE ADV 1.812-002.0

| | | Order no. | Description | |
|---|---|---|---|---|
| **NOZZLES** | | | | |
| **Screw nozzles F21** | | | | |
| Round jet nozzle F21, Saphir, 0,55 mm | 57 | 9.886-211.0 | Screw-on F21 sapphire round jet nozzle with a diameter of 0.55 mm. Suitable for working pressures of up to 3,000 bar. | ☐ |
| Round jet nozzle F21, Saphir, 0,6 mm | 58 | 9.886-212.0 | Screw-on F21 sapphire round jet nozzle with a diameter of 0.60 mm. Suitable for working pressures of up to 3,000 bar. | ☐ |
| Round jet nozzle F21, Saphir, 0,65 mm | 59 | 6.025-221.0 | Screw-on F21 sapphire round jet nozzle with a diameter of 0.65 mm. Suitable for working pressures of up to 2,500 bar. | ☐ |
| Round jet nozzle F21, Saphir, 0,7 mm | 60 | 6.025-222.0 | Screw-on F21 sapphire round jet nozzle with a diameter of 0.70 mm. Suitable for working pressures of up to 3,000 bar. | ☐ |
| Round jet nozzle F21, Saphir, 0,75 mm | 61 | 9.886-213.0 | Screw-on F21 sapphire round jet nozzle with a diameter of 0.75 mm. Suitable for working pressures of up to 3,000 bar. | ☐ |
| Round jet nozzle F21, Saphir, 0,8 mm | 62 | 9.886-214.0 | Screw-on F21 sapphire round jet nozzle with a diameter of 0.80 mm. Suitable for working pressures of up to 3,000 bar. | ☐ |
| Round jet nozzle F21, Saphir, 0,85 mm | 63 | 9.886-215.0 | Screw-on F21 sapphire round jet nozzle with a diameter of 0.85 mm. Suitable for working pressures of up to 3,000 bar. | ☐ |
| Round jet nozzle F21, Saphir, 0,9 mm | 64 | 9.886-216.0 | Screw-on F21 sapphire round jet nozzle with a diameter of 0.90 mm. Suitable for working pressures of up to 3,000 bar. | ☐ |
| Round jet nozzle F21, Saphir, 0,95 mm | 65 | 9.886-217.0 | Screw-on F21 sapphire round jet nozzle with a diameter of 0.95 mm. Suitable for working pressures of up to 3,000 bar. | ☐ |
| Round jet nozzle F21, Saphir, 1 mm | 66 | 9.886-218.0 | Screw-on F21 sapphire round jet nozzle with a diameter of 1.00 mm. Suitable for working pressures of up to 3,000 bar. | ☐ |
| Round jet nozzle F21, Saphir, 1,1 mm | 67 | 9.886-219.0 | Screw-on F21 sapphire round jet nozzle with a diameter of 1.10 mm. Suitable for working pressures of up to 3,000 bar. | ☐ |
| Round jet nozzle F21, Saphir, 0,3 mm | 68 | 9.886-207.0 | Screw-on F21 sapphire round jet nozzle with a diameter of 0.30 mm. Suitable for working pressures of up to 3,000 bar. | ☐ |
| Round jet nozzle F21, Saphir, 0,5 mm | 69 | 9.886-210.0 | Screw-on F21 sapphire round jet nozzle with a diameter of 0.50 mm. Suitable for working pressures of up to 3,000 bar. | ☐ |
| **PROTECTIVE CLOTHING** | | | | |
| HD Overall size M | 70 | 6.547-055.0 | High-pressure protective suit for safe working with high-pressure water jets of up to 1000 bar. Particularly lightweight design which feels comfortable to wear and provides excellent freedom of movement. | ☐ |

☐ Available accessories.

# ACCESSORIES FOR HD 9/100-4 CAGE ADV
# 1.812-002.0

70–72

73

74

75

76

77

78

79

| | | Order no. | Description | |
|---|---|---|---|---|
| **PROTECTIVE CLOTHING** | | | | |
| High-pressure protective suit, size L | 71 | 6.547-056.0 | High-pressure protective suit for safe working with high-pressure water jets of up to 1000 bar. Particularly lightweight design which feels comfortable to wear and provides excellent freedom of movement. | ☐ |
| HD Overall size XL | 72 | 6.547-057.0 | | ☐ |
| **ROTARY NOZZLES** | | | | |
| **Single-jet rotary nozzles** | | | | |
| Orbimaster, 1 mm | 73 | 9.886-666.0 | High area performance due to orbital movement of the water stream. Rotor and seat made of hard metal, casing made of high-strength stainless steel. Easy rotor replacement. Suitable for hot water operation up to 100°C. Self-propelling. Low weight. | ☐ |
| Repair kit Orbimaster, 1 mm | 74 | 9.884-069.0 | Repair kit Orbimaster, comprising rotor, fitting and O-ring. Suitable for our single rotary nozzle (Order No. 9.886-666.0). Can be used up to 1,500 bar water pressure. | ☐ |
| **Multi-jet rotary nozzles** | | | | |
| Nozzle carrier head TD06 | 75 | 9.886-875.0 | 6-jet nozzle carrier head for F21 nozzle. Suitable for working pressures of up to 3,000 bar. 30° spray angle, includes guard and flow conditioner. | ☐ |
| Nozzle carrier head TD08 | 76 | 9.886-879.0 | 6-jet nozzle carrier head for F21 nozzle. Suitable for working pressures of up to 3,000 bar. 25° spray angle, includes guard and flow conditioner. | ☐ |
| Nozzle carrier head TD10 | 77 | 9.918-067.0 | 4-jet nozzle carrier head for F21 nozzle. Suitable for working pressures of up to 3000 bar. 45° spray angle, includes guard and flow conditioner. | ☐ |
| Nozzle body | 78 | 9.917-677.0 | Rotary transmission lead-through with infinitely variable speed control. Includes protective pipe. | ☐ |
| Nozzle carrier head TD09 | 79 | 9.899-828.0 | 6-jet nozzle carrier head for F21 nozzle. Suitable for working pressures of up to 3,000 bar. 35° spray angle, includes guard and flow conditioner. | ☐ |

☐ Available accessories.