

Desiccant air dryers

BD+ ZP - BD+ - CD+ - CD

Sustainable Productivity

Atlas Copco



BD300+ Quality Air Solutions

Air treatment, a crucial investment

Why you need quality air

Compressed air contains oil, solid particles and water vapors. Together, they form an abrasive, often acidic, oily sludge. Without air treatment, this murky mix will enter your compressed air system, corroding pipe work, damaging pneumatic tools and potentially compromising final products.



Quality air applications

Dry and clean compressed air, produced reliably and efficiently, is essential for a broad range of industrial applications.

Oil & Gas

Especially off-shore installations require full production protection with a continuous supply of dry compressed air, available 24/7 at a low dewpoint.

Food & Beverage

Any kind of moisture must be removed from the preparation and processing of food and beverages to ensure free and easy movement of ingredients and products.

Pharmaceuticals

Eliminating any moisture is critical in the processing and manufacturing of most pharmaceuticals as some materials have a physical affinity for moisture.



Atlas Copco BD*, CD* and CD desiccant dryers

Atlas Copco desiccant dryers, quality you can trust

Safeguard your production and your reputation

Atlas Copco desiccant dryers protect the reliability of your production and the quality of your products. The high-performance dryers remove the moisture from your compressed air with a standard pressure dewpoint of -20 °C/-5 °F, -40 °C/-40 °F and -70 °C/-100 °F for complete peace of mind, at the dewpoint per unit your individual applications require.

Set new quality standards

Tested according to ISO 7183:2007, Atlas Copco desiccant dryers meet and often exceed international standards for compressed air purity.

Naturally, all our dryers provide full protection of electrical components, controls and displays.

Meet your specific requirements

Atlas Copco desiccant dryers offer the right air quality for your application with pressure dewpoints as low as -70 °C/-100 °F or ISO Class [-:1:-].

Drive down energy costs

Atlas Copco desiccant dryers come with a range of energy-saving features that cut your carbon footprint.

- A pressure drop below 0.2 bar/2.9 psi drives down energy costs.
- Dewpoint sensing and control adapt energy consumption to the real load of the dryer.
- An adjustable dewpoint enables you to adapt the dryer to your actual needs.

Enjoy easy installation and long maintenance intervals

Thanks to their compact all-in-one design, the dryers are an unobtrusive presence on your production floor. Delivered ready for use, their installation is quick and easy. All internal components are readily accessible to facilitate maintenance. The high-grade desiccant and durable valves extend maintenance intervals beyond the standard three years.

Compressed air purity classification ISO 8573-1:2010

Purity class	Solid particles			Water		Total oil*
	Number of particles per m ³			Pressure dewpoint		Concentration
	0.1 < d ≤ 0.5 μm**	0.5 < d ≤ 1.0 μm**	1.0 < d ≤ 5.0 μm**	°C	°F	mg/m ³
0	As specified by the equipment user or supplier and more stringent than Class 1.					
1	≤ 20000	≤ 400	≤ 10	≤ -70	≤ -94	≤ 0.01
2	≤ 400000	≤ 6000	≤ 100	≤ -40	≤ -40	≤ 0.1
3	-	≤ 90000	≤ 1000	≤ -20	≤ -4	≤ 1
4	-	-	≤ 10000	≤ 3	≤ 37.4	≤ 5
5	-	-	≤ 100000	≤ 7	≤ 44.6	-
6	-	≤ 5 mg/m ³	-	≤ 10	≤ 50	-

* Liquid, aerosol and vapor.

** d= diameter of the particle.

How do desiccant dryers work?

Desiccant dryers consist of two towers filled with desiccant such as activated alumina, molecular sieves or silica gel. Wet compressed air passes directly through the substance, which adsorbs the moisture. The desiccant has a finite adsorption capacity before it must be dried out. Hence the twin tower design. While one tower is drying air, the other is being regenerated.

Atlas Copco offers two types of desiccant dryers, the BD⁺ range of blower (zero) purge dryers and the CD⁽⁺⁾ series of heatless desiccant dryers. The difference lies in their regeneration process.

1. Drying

Wet compressed air flows upward through the adsorbent desiccant from bottom to top (1).

2. Regeneration

Heatless desiccant dryers – CD⁽⁺⁾:

Dry air from the drying tower outlet is expanded to atmospheric pressure and sent through the saturated desiccant, forcing the adsorbed moisture out (2 and 4).

After desorption, the blow-off valve is closed and the vessel is re-pressurized.

Blower (zero) purge desiccant dryers – BD⁺:

The blower (5) takes ambient air and blows it across the external heater (6). The heated air is then sent through the saturated desiccant (2), forcing the adsorbed moisture out.

3. Cooling (BD⁺)

BD⁺ with purge:

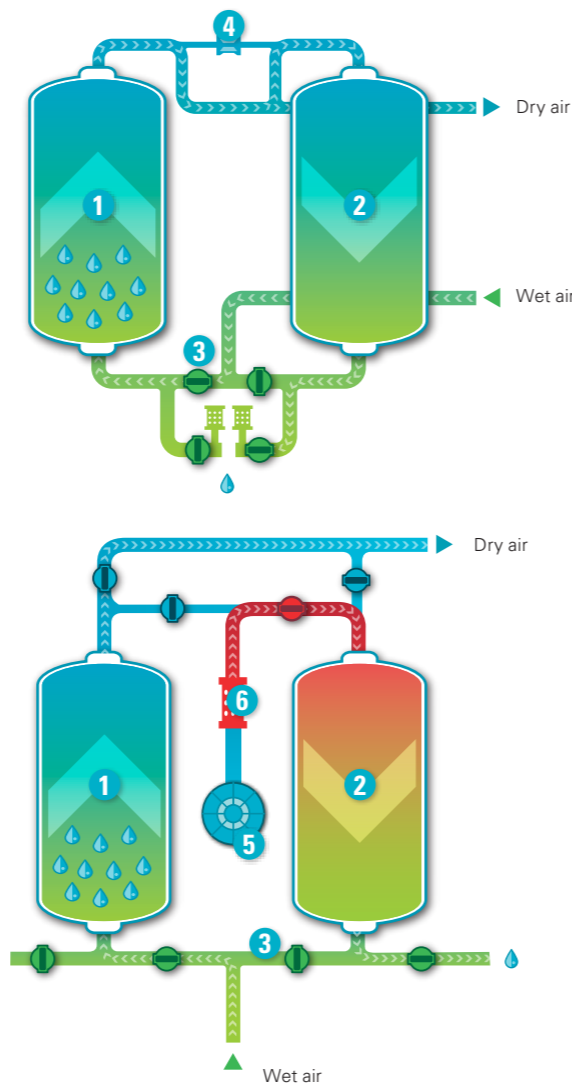
After the heating phase, the desiccant is cooled by expanding dry compressed air from the outlet of the adsorbing vessel over the hot reactivated tower.

BD⁺ with zero purge:

After the heating phase, the blower takes in ambient air and sends it through the reactivated tower from bottom to top.

4. Switching

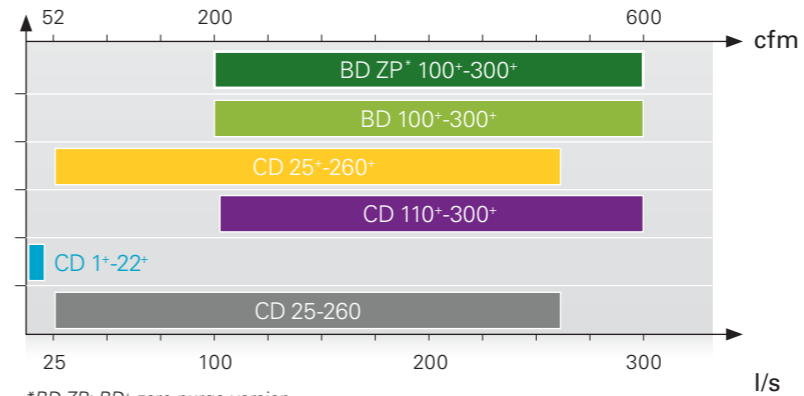
After regeneration, drying switches from the saturated tower to the regenerated tower (3).



Which Atlas Copco desiccant dryer is right for you?

With the BD⁺ blower (zero) purge dryers and CD⁽⁺⁾ heatless desiccant dryer series, Atlas Copco offers a desiccant drying solution to meet your exact needs.

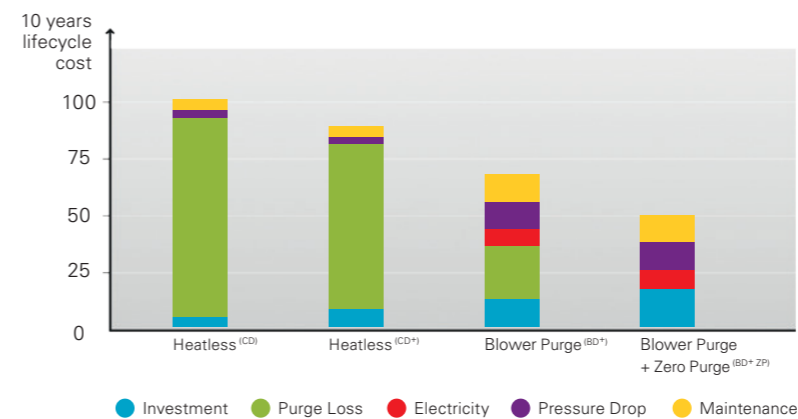
Atlas Copco desiccant dryer range



*BD ZP: BD⁺ zero purge version

Lifecycle cost

A heatless desiccant dryer is more expensive to own because it uses a high amount of compressed air for purging during regeneration. Typically, purge air takes up 16% to 19% of the rated flow capacity of a heatless dryer. However, the heatless dryer remains a popular choice because of its simplicity and reliability.



Site conditions

Because of their simple design, heatless desiccant dryers are often preferred for extreme environments. This includes remote areas, hazardous sites with explosive gases and powders, and applications with a high inlet air temperature.

Superior energy efficiency

Reduced pressure drop below 0.2 bar/2.9 psi

A dryer's energy consumption is determined by its internal pressure drop and the efficiency of its regeneration process. If a desiccant dryer experiences a high pressure drop, the compressor discharge pressure must be set higher, which increases energy and operating costs. Atlas Copco BD⁺ and CD⁽⁺⁾ desiccant dryers offer a very low pressure drop – below 0.2 bar/2.9 psi for most models – as well as the most efficient regeneration process.

Dewpoint Dependent Switching for energy savings up to 90%

Atlas Copco's BD⁺ and CD⁽⁺⁾ desiccant dryers incorporate state-of-the-art energy management control with built-in Dewpoint Dependent Switching. The principle is simple. A dewpoint sensor will delay switching towers until dryer conditions require it. This cycle time extension can generate energy savings of up to 90%.



BD 100⁺-300⁺

Premium performance & cost-efficiency


① Quality desiccant

- High adsorption silica gel desiccant needs less reactivation energy than other drying agents.
- Dual-layer desiccant bed with a water-resistant bottom layer protects the high-performance top layer.
- Pressure dewpoint of -40 °C/-40 °F as standard (-70 °C/-100 °F optional).
- Up to 30% extra desiccant to deliver consistent performance even in harsh conditions such as high temperatures and temporary overloads.



② Stainless steel valves

High-performance stainless steel butterfly valves with actuators ensure a long lifetime.



③ Low wattage density heater

- Stainless steel design ensures a long lifetime.
- Heater is installed in an insulated pipe for an energy-efficient set-up.
- Insulated vessels are available as an option to further reduce heat losses and increase overall efficiency (standard on the -70 °C/-100 °F model).



④ Galvanized piping with flanged connections

- Flanged piping simplifies maintenance and minimizes the risk of leaks.
- Pipe sizing is optimized to ensure a low pressure drop for maximum energy savings.



⑤ Filters

- A pre-filter prevents oil contamination to increase desiccant lifetime.
- An after-filter protects the airnet from desiccant dust and network contamination.
- Can be mounted directly on the inlet and outlet of the dryer for low pressure drop.
- Easy to assemble and maintain. No extra piping and filter connections are required.



⑥ Advanced control and monitoring system

- Fitted inside an IP54 cubicle for easy cabling and safety.
- Monitors all parameters to ensure maximum reliability.



⑦ Dewpoint Dependent Switching

- Real pressure dewpoint monitoring (hygrometer).
- Pressure dewpoint (and alarm).
- The dryer will only switch to the next tower when the desiccant is saturated, as measured by the dewpoint sensor. During this cycle time extension, the dryer consumes no purge air, resulting in a significant reduction in energy use.



⑧ Robust and compact design

- Standard frame, including forklift slots and lifting eyes for easy handling.
- Wide vessels ensure a low air speed and a longer contact time.
- Flanges connecting the vessels are integrated into the top and bottom shells, lowering the total unit height.

ZERO PURGE, MAXIMUM ENERGY SAVINGS

Looking for the desiccant dryer with the lowest operating costs? The BD⁺ Zero Purge is your best choice. With zero purge losses and minimal electricity use, the BD⁺ ZP offers the highest energy savings. Our lifecycle cost comparison on page 5 quantifies the differences.



CD 25+ -260+

Highest efficiency for continuous operation

① High-efficiency operation


Designed to perform reliably at continuous operation or 100% airflow, whereas most dryers on the market are only built to work at 70% to 80%. This includes a constant pressure dewpoint of -20 °C/-5 °F, -40 °C/-40 °F, -70 °C/-100 °F as standard. The pressure dewpoint can also be adjusted for seasonal or application changes.

② Advanced energy savings

- 25% less pressure drop compared to previous model.
- 15% purge air reduction compared to the standard CD model.
- Optional Dewpoint Dependent Switching. The dryer will only switch to the next tower when the desiccant is saturated, as measured by the dewpoint sensor. During this cycle time extension, the dryer consumes no purge air, resulting in a significant reduction in energy use.

③ Unique manifold/valve design

- Large pipe diameter minimizes pressure drop for advanced energy savings.
- Electronically-operated 3/2 valve reduces risk of breakdowns and offers reliable control during airflow fluctuations. With this new design, vessel switching operates unflawingly even in rough conditions.
- Service openings ensure easy service of the moving parts of the valve system.
- Clever strainer design minimizes pressure drop, regeneration times and energy consumption. Its "swirl" technology ensures optimal distribution of the airflow and decreases uneven wear of the desiccant.



④ New silencing design

Innovative silencing system with large front silencer provides quiet performance with minimal pressure drop.



⑤ Advanced control and monitoring system

- 4-line display in 23 languages.
- Service alarms and general alarm relay.
- Monitors all parameters to ensure maximum reliability.
- Allows for synchronization with the compressor, turning on/off when the compressor does.
- Service indications (4,000, 8,000 and 40,000 hours) and warnings.
- Optional pressure dewpoint sensor for Dewpoint Dependent Switching.

⑥ Service and maintenance-friendly

- Desiccant bags allow for quick replacement without spilling adsorbent material.
- A spring covers the bags to prevent damage by desiccant moving due to pressure pulsations.
- Quick and easy maintenance thanks to the accessible service panels.

⑦ Integrated filters

- A highly efficient UD+ pre-filter prevents oil contamination to increase desiccant lifetime.
- A durable DDp+ after-filter protects the airnet from desiccant dust and network contamination.
- For mounting directly on the inlet and outlet of the dryer for low pressure drop.
- Easy to assemble and maintain. No extra piping and filter connections are required.

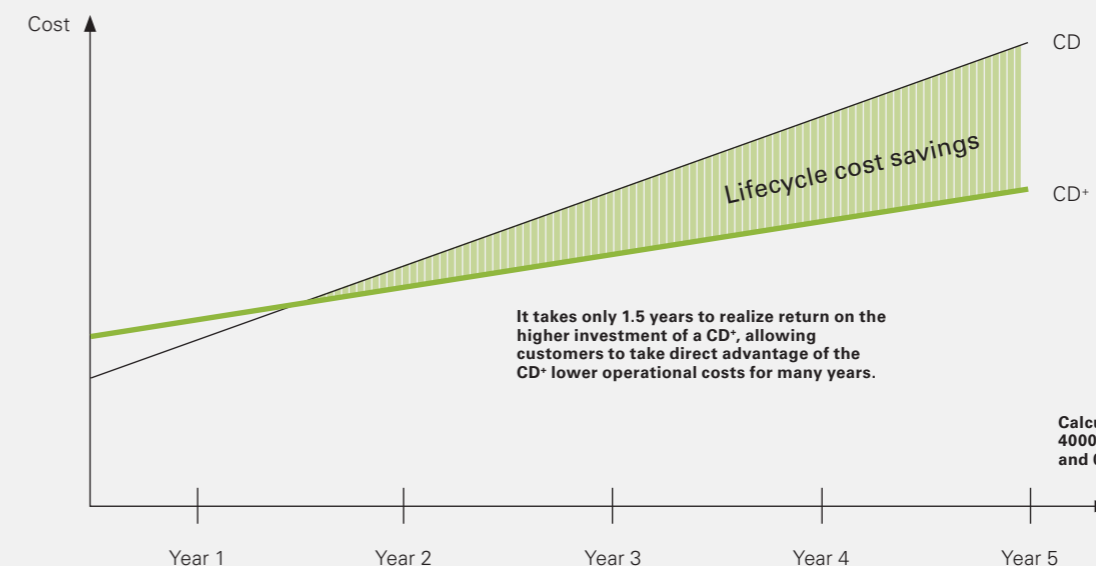
⑧ Nozzle purge set

Offers flexibility in optimizing regeneration pressure. Standard is 7 bar; 4-bar, 5.5-bar, 8.5-bar, 10-bar, 11.5-bar, 13 and 14-bar nozzles come as separate parts.

⑨ Advanced options

- Advanced Elektronikon® control and monitoring system with digital color display, pressure sensor read out, remote filter monitoring and CAN/ethernet connection.
- Pressure dewpoint sensor required for Dewpoint Dependent Switching.
- High inlet temperature version with molecular sieve desiccant.
- IP 65.
- Wall mounting kit.

CD+ efficiency delivers fast return on investment



CD 110⁺-300⁺

State-of-the art & consistent performance

1 Quality desiccant

- Pressure dewpoint of -40 °C/-40 °F as standard (-70 °C/-100 °F optional).
- Up to 30% extra desiccant to deliver consistent performance, even in harsh conditions such as high temperatures and temporary overloads.




2 Stainless steel valves

High-performance stainless steel butterfly valves with actuators ensure a long lifetime.

3 Upsized silencers

State-of-the-art mufflers with integrated safety valves avoid back-pressure, increase purge efficiency, offer protection in case of clogging, and reduce noise levels during blow-off.



4 Galvanized piping with flanged connections

- Flanged piping simplifies maintenance and minimizes the risk of leaks.
- Pipe sizing is optimized to ensure a low pressure drop for maximum energy savings.



5 Filters

- A pre-filter prevents oil contamination to increase desiccant lifetime.
- An after-filter protects the airnet from desiccant dust and network contamination.
- Can be mounted directly on the inlet and outlet of the dryer for low pressure drop.
- Easy to assemble and maintain. No extra piping and filter connections are required.



6 Advanced control and monitoring system

- Fitted inside a real IP54 cubicle for easy cabling and safety.
- Monitors all parameters to ensure maximum reliability of the installation.



7 Dewpoint Dependent Switching

- Real pressure dewpoint monitoring (hygrometer).
- Pressure dewpoint (and alarm).
- The dryer will only switch to the next tower when the desiccant is saturated, as measured by the dewpoint sensor. During this cycle time extension, the dryer consumes no purge air, resulting in a significant reduction in energy use.

8 Robust and compact design

- Standard frame, including forklift slots and lifting eyes for easy handling.
- Wide vessels ensure a low air speed and a longer contact time.
- Flanges connecting vessels are integrated into the top and bottom shells, lowering the total unit height.

CD 25-260


Competitive investment & superb reliability

1 Reliable operation

Designed to perform reliably at continuous operation or 100% airflow, whereas most dryers on the market are only built to work at 70% to 80%. This includes a constant pressure dewpoint of -20 °C/-5 °F or -40 °C/-40 °F as standard. The pressure dewpoint can also be adjusted for seasonal or application changes.

2 Unique manifold/valve design

- Large pipe diameter minimizes pressure drop for advanced energy savings.
- Electronically-operated 3/2 valve reduces risk of breakdowns and offers reliable control during airflow fluctuations. With this new design, vessel switching operates unfailingly even in rough conditions.
- Service openings ensure easy service of the moving parts of the valve system.
- Clever strainer design minimizes pressure drop, regeneration times and energy consumption. Its "swirl" technology ensures optimal distribution of the airflow and decreases wear of the desiccant.



3 Advanced control and monitoring system

- 4-line display in 23 languages.
- Service alarms and general alarm relay.
- Monitors all parameters to ensure maximum reliability.
- Allows for synchronization with the compressor, turning on/off when the compressor does.
- Service indications (4,000, 8,000 and 40,000 hours) and warnings.
- Optional pressure dewpoint sensor for Dewpoint Dependent Switching.



4 Service and maintenance-friendly

- Desiccant bags allow for quick replacement without spilling adsorbent material.
- A spring covers the bags to prevent damage by desiccant moving due to pressure pulsations.

5 Attached filters

- A durable PD pre-filter prevents oil contamination to increase desiccant lifetime and is included for installation in the air piping.
- A DDp after-filter protects the airnet from desiccant dust and network contamination and is included for installation in the air piping.
- To be installed in the air piping.
- Easy to assemble and maintain.

6 Nozzle purge set

Offers flexibility in optimizing regeneration pressure for lowest purge air consumption. Standard is 7 bar; 4 and 10-bar nozzles come as separate parts.

7 Advanced options

- Pressure dewpoint sensor required for Dewpoint Dependent Switching.
- Wall mounting kit.

CD 1+-22+

The compact solution

- 1 High-quality components designed for low pressure drop and increased reliability provide fail-safe operation.
- 2 Filled with high-performance molecular sieves to allow for various pressure dewpoints (-40 °C/-40 °F and -70 °C/-100 °F). Overfilled cartridges protect against desiccant aging and overflow peaks. Integrated after-filters ensure fast and clean maintenance.
- 3 Multi-port inlet and outlet provide easy connection to the air system. The dryer can be installed vertically or horizontally.
- 4 Integrated silencers minimize noise.
- 5 Full electronic controller with purge saver function. The sophisticated electrical panel is IP65-protected against water and dust.



Features and benefits

Enduring performance

- Non-return valves and purge cavities are built into the polycarbonate cartridges.
- Each desiccant cartridge includes an integrated after-filter to save space, simplify installation and decrease the risk of leaks.
- The dryer can perform in working pressures up to 16 bar(g)/232 psig and temperatures up to 50 °C/122 °F.

Energy efficiency and savings

- Low pressure drop across the whole range.
- Purge saver function is included as standard.
- Adjustable purge, available as an option, matches purge air consumption to the actual working conditions.

Easy operation

- Controller shows the dryer/cycle status and automatic fault diagnosis.
- No need to disconnect the dryer from the compressed air network for servicing.
- The inlet and outlet can be reversed. The dryer can be operated remotely.

TECHNICAL SPECIFICATIONS

BD 100+-300+

Type	Cooling mode	ISO 8573-1 Class	Inlet capacity FAD 7 bar(e)/100 psig			Average power consumption		Pressure drop excluding filters		Filter size		Connection size inlet/outlet	Dimensions (L x W x H)		Weight	
			l/s	m³/h	cfm	kW	hp	bar(e)	psig	Pre-filter	After-filter		mm	inch	kg	lbs
										0.01 µm 0.01 ppm	1 µm	50Hz=G/PN16, 60Hz=NPT/DN				
BD 100+	Purge	[-1-] [-2-]	100	360	212	3	4.0	0.20	2.90	UD140+	DDp130+	1 1/2"	1131 x 896 x 1855	45 x 35 x 73	394	869
BD 150+	Purge	[-1-] [-2-]	150	540	318	3	4.0	0.20	2.90	UD180+	DDp170+	1 1/2"	1311 x 966 x 1891	52 x 38 x 74	511	1127
BD 185+	Purge	[-1-] [-2-]	185	666	392	5	6.7	0.20	2.90	UD220+	DDp210+	1 1/2"	1311 x 966 x 1891	52 x 38 x 74	547	1206
BD 250+	Purge	[-1-] [-2-]	250	900	530	5.5	7.4	0.20	2.90	UD310+	DDp310+	2"	1444 x 1098 x 1969	57 x 43 x 78	689	1519
BD 300+	Purge	[-1-] [-2-]	300	1080	636	5.5	7.4	0.20	2.90	UD310+	DDp310+	2"	1434 x 1123 x 2006	56 x 44 x 79	777	1713
BD 100+ ZP	Zero Purge	[-1-] [-2-]	100	360	212	3	4.0	0.20	2.90	UD140+	DDp130+	1 1/2"	1131 x 840 x 1690	45 x 33 x 67	346	763
BD 150+ ZP	Zero Purge	[-1-] [-2-]	150	540	318	3.4	4.6	0.20	2.90	UD180+	DDp170+	1 1/2"	1311 x 971 x 1706	52 x 38 x 67	457	1008
BD 185+ ZP	Zero Purge	[-1-] [-2-]	185	666	392	5	6.7	0.20	2.90	UD220+	DDp210+	1 1/2"	1311 x 971 x 1706	52 x 38 x 67	496	1093
BD 250+ ZP	Zero Purge	[-1-] [-2-]	250	900	530	6.4	8.6	0.20	2.90	UD310+	DDp310+	2"	1444 x 1002 x 1791	57 x 39 x 71	632	1393
BD 300+ ZP	Zero Purge	[-1-] [-2-]	300	1080	636	6.4	8.6	0.20	2.90	UD310+	DDp310+	2"	1434 x 1088 x 1828	56 x 43 x 72	736	1623

Reference conditions BD: Performance data per ISO 7183:2007. Compressor air inlet temperature: 35 °C/100 °F. Inlet relative humidity: 100%.

Reference conditions BD* ZP (Zero Purge): Performance data per ISO 7183:2007. Ambient air temperature: 25 °C/77 °F. Ambient air relative humidity: 60%

CD 25+-260+

Type	Pressure dewpoint		ISO 8573-1 Class	Inlet capacity FAD 7 bar(e)/100 psig			Pressure drop excluding filters		Filter size		Connection size inlet/outlet		Dimensions (L x W x H)		Weight	
	°C	°F		l/s	m³/h	cfm	bar	psig	Pre-filter	After-filter	Inlet (G/NPT)	Outlet (G/NPT)	mm	inch	kg	lbs
									0.01 µm 0.01 ppm	1 µm						
CD 25+	-70	-100	[-1-]	25	90	53	0.04	0.51	UD25+	DDp35+	1/2"	1/2"	394 x 807 x 1495	15.5 x 31.8 x 58.9	124	273
CD 35+	-70	-100	[-1-]	35	126	74	0.07	1.06	UD45+	DDp35+	1"	1/2"	394 x 827 x 1495	15.5 x 32.6 x 58.9	135	298
CD 45+	-70	-100	[-1-]	45	162	95	0.13	1.93	UD45+	DDp50+	1"	1"	394 x 847 x 1835	15.5 x 33.3 x 72.2	158	348
CD 55+	-70	-100	[-1-]	55	198	117	0.04	0.62	UD60+	DDp70+	1"	1"	564 x 847 x 1495	22.2 x 33.3 x 58.9	208	459
CD 65+	-70	-100	[-1-]	65	234	138	0.06	0.91	UD100+	DDp70+	1"	1"	564 x 877 x 1495	22.2 x 34.5 x 58.9	224	494
CD 90+	-70	-100	[-1-]	90	324	191	0.13	1.93	UD100+	DDp130+	1"	1 1/2"	564 x 907 x 1835	22.2 x 35.7 x 72.2	266	586
CD 110+	-70	-100	[-1-]	110	396	233	0.08	1.16	UD140+	DDp130+	1 1/2"	1 1/2"	734 x 907 x 1495	28.9 x 35.7 x 58.9	320	705
CD 130+	-70	-100	[-1-]	130	468	275	0.12	1.78	UD140+	DDp130+	1 1/2"	1 1/2"	734 x 907 x 1835	28.9 x 35.7 x 72.2	375	827
CD 165+	-70	-100	[-1-]	165	594	350	0.11	1.62	UD180+	DDp170+	1 1/2"	1 1/2"	929 x 907 x 1835	36.6 x 35.7 x 72.2	477	1052
CD 195+	-70	-100	[-1-]	195	702	413	0.16	2.26	UD220+	DDp210+	1 1/2"	1 1/2"	929 x 907 x 1835	36.6 x 35.7 x 72.2	477	1052
CD 25+	-40	-40	[-2-]	25	90	53	0.03	0.45	UD25+	DDp35+	1/2"	1/2"	394 x 807 x 1205	15.5 x 31.8 x 47.4	100	220
CD 35+	-40	-40	[-2-]	35	126	74	0.07	0.94	UD45+	DDp35+	1"	1/2"	394 x 827 x 1205	15.5 x 32.6 x 47.4	109	240
CD 45+	-40	-40	[-2-]	45	162	95	0.11	1.65	UD45+	DDp50+	1"	1"	394 x 847 x 1495	15.5 x 33.3 x 58.9	128	282
CD 55+	-40	-40	[-2-]	55	198	117	0.18	2.61	UD60+	DDp70+	1"	1"	394 x 847 x 1495	15.5 x 33.3 x 58.9	140	309
CD 65+	-40	-40	[-2-]	65	234	138	0.28	4.03	UD100+	DDp70+	1"	1"	394 x 877 x 1835	15.5 x 34.5 x 72.2	165	364
CD 90+	-40	-40	[-2-]	90	324	191	0.11	1.65	UD100+	DDp130+	1"	1 1/2"	564 x 907 x 1495	22.2 x 35.7 x 58.9	217	478
CD 110+	-40	-40	[-2-]	110	396	233	0.18	2.61	UD140+	DDp130+	1 1/2"	1 1/2"	564 x 907 x 1495	22.2 x 35.7 x 58.9	234	516
CD 130+	-40	-40	[-2-]	130	468	275	0.28	4.03	UD140+	DDp130+	1 1/2"	1 1/2"	564 x 907 x 1835	22.2 x 35.7 x 72.2	276	608
CD 165+	-40	-40	[-2-]	165	594	350	0.18	2.61	UD180+	DDp170+	1 1/2"	1 1/2"	734 x 907 x 1495	28.9 x 35.7 x 58.9	331	730
CD 195+	-40	-40	[-2-]	195	702	413	0.28	4.03	UD220+	DDp210+	1 1/2"	1 1/2"	734 x 907 x 1835	28.9 x 35.7 x 72.2	389	858
CD 260+	-40	-40	[-2-]	260	936	551	0.28	4.03	UD310+	DDp310+	2"	2"	929 x 985 x 1835	36.6 x 38.8 x 72.2	500	1102
CD 25+	-20	-5	[-3-]	25	90	53	0.03	0.45	UD25+	DDp35+	1/2"	1/2"	394 x 807 x 1205	15.5 x 31.8 x 47.4	100	220
CD 35+	-20	-5	[-3-]	35	126	74	0.06	0.87	UD45+	DDp35+	1"	1/2"	394 x 827 x 1205	15.5 x 32.6 x 47.4	101	223
CD 45+	-20	-5	[-3-]	45	162	95	0.11	1.55	UD45+	DDp50+	1"	1"	394 x 847 x 1205	15.5 x 33.3 x 47.4	110	243
CD 55+	-20	-5	[-3-]	55	198	117	0.17	2.48	UD60+	DDp70+	1"	1"	394 x 847 x 1495	15.5 x 33.3 x 58.9	128	282
CD 65+	-20	-5	[-3-]	65	234	138	0.25	3.64	UD100+	DDp70+	1"	1"	394 x 877 x 1495	15.5 x 34.5 x 58.9	141	311
CD 90+	-20	-5	[-3-]	90	324	191	0.53	7.72	UD100+	DDp130+	1"	1 1/2"	394 x 907 x 1835	15.5 x 35.7 x 72.2	167	368
CD 110+	-20	-5	[-3-]	110	396	233	0.17	2.48	UD140+	DDp130+	1 1/2"	1 1/2"	564 x 907 x 1495	22.2 x 35.7 x 58.9	218	481
CD 130+	-20	-5	[-3-]	130	468	275	0.25	3.64	UD140+	DDp130+	1 1/2"	1 1/2"	564 x 907 x 1495	22.2 x 35.7 x 58.9	234	516
CD 165+	-20	-5	[-3-]	165	594	350	0.45	6.48	UD180+	DDp170+	1 1/2"	1 1/2"	564 x 907 x 1835	22.2 x 35.7 x 72.2	277	611
CD 195+	-20	-5	[-3-]	195	702	413	0.25	3.64	UD220+	DDp210+	1 1/2"	1 1/2"	734 x 907 x 1495	28.9 x 35.7 x 58.9	331	730
CD 260+	-20	-5	[-3-]	260	936	551	0.49	7.16	UD310+	DDp310+	2"	2"	734 x 985 x 1835	28.9 x 38.8 x 72.2	394	869

CD 110+-300+

Type	ISO 8573-1 Class	Inlet capacity FAD 7 bar(e)/100 psig			Pressure drop excluding filters		Filter size		Connection size inlet/outlet	Dimensions (L x W x H)		Weight	
		l/s	m³/h	cfm	bar(e)	psig	Pre-filter	After-filter		mm	inch	kg	lbs
								0.01 µm 0.01 ppm	1 µm	50Hz=G/PN16, 60Hz=NPT/DN			
CD 110+	[-1-] [-2-]	107	385	227	0.09	1.31	UD140+	DDp130+	1 1/2"	950 x 728 x 1695	37.5 x 28.7 x 66.7	340	750
CD 150+	[-1-] [-2-]	150	540	318	0.16	2.32	UD180+	DDp170+	1 1/2"	1089 x 848 x 1731	42.9 x 33.4 x 68.1	415	915
CD 185+	[-1-] [-2-]	185	666	392	0.10	1.45	UD220+	DDp210+	1 1/2"	1089 x 848 x 1731	42.9 x 33.4 x 68.1	445	981
CD 250+	[-1-] [-2-]	250	900	530	0.09	1.31	UD310+	DDp310+	2"	1106 x 960 x 1816	43.5 x 37.8 x 71.5	600	1323
CD 300+	[-1-] [-2-]	300	1080	636	0.10	1.45	UD310+	DDp310+	2"	1173 x 1116 x 1854	46.2 x 43.9 x 73.0	650	1433

CD 1+-22+

Type	ISO 8573-1 Class	Inlet capacity FAD 7 bar(e)/100 psig			Pressure drop excluding filters		Filter size Pre-filter	Dimensions (L x W x H)		Weight	
		l/s	m³/h	cfm	bar(e)	psig		mm	inch	kg	lbs
								0.01 µm 0.01 ppm			
CD 1+	[-1-] [-2-]	1	3.6	2.1	0.01	0.15	PD3+	106 x 197 x 540	4.2 x 8 x 21.2	7	15.4
CD 1.5+	[-1-] [-2-]	1.5	5.4	3.2	0.02	0.29	PD3+	106 x 197 x 590	4.2 x 8 x 23.2	8	17.6
CD 2+	[-1-] [-2-]	2	7.2	4.2	0.04	0.58	PD3+	106 x 197 x 720	4.2 x 8 x 28.3	9	19.8
CD 2.5+	[-1-] [-2-]	2.5	9.0	5.2	0.06	0.87	PD3+	106 x 197 x 835	4.2 x 8 x 32.9	10	22
CD 3+	[-1-] [-2-]	3	10.8	6.4	0.09	1.30	PD3+	106 x 197 x 855	4.2 x 8 x 33.7	11	24.3
CD 5+	[-1-] [-2-]	5	18.0	10.6	0.08	1.16	PD10+	149 x 320 x 640	5.9 x 13 x 25.2	19	41.8
CD 7+	[-1-] [-2-]	7	25.2	14.8	0.015	0.22	PD10+	149 x 320 x 725	5.9 x 13 x 28.5	22	48.5
CD 10+	[-1-] [-2-]	10	36.0	21.2	0.038	0.55	PD10+	149 x 320 x 875	5.9 x 13 x 34.4	25	55.1
CD 12+	[-1-] [-2-]	12	43.2	25.4	0.06	0.87	PD20+	149 x 320 x 1015	5.9 x 13 x 39.9	29	63.9
CD 17+	[-1-] [-2-]	17	61.2	36.0	0.06	0.87	PD20+	149 x 320 x 1270	5.9 x 13 x 49.9	35	77.2
CD 22+	[-1-] [-2-]	22	79.2	46.6	0.19	2.76	PD20+	149 x 320 x 1505	5.9 x 13 x 59.3	44	97

CD 25-260

Type	Pressure dewpoint		ISO 8573-1 Class	Inlet capacity FAD 7 bar(e)/100 psig			Pressure drop excluding filters		Filter size		Connection size inlet/outlet		Dimensions (L x W x H)		Weight	
	°C	°F		l/s	m³/h	cfm	bar	psig	Pre-filter	After-filter	Inlet (G/NPT)	Outlet (G/NPT)	mm	inch	kg	lbs
									0.01 µm 0.01 ppm	1 µm						
CD 25	-40	-40	[-2-]	25	90	53	0.03	0.44	PD25	DDp25	1/2"	1/2"	401 x 620 x 1070	15.8 x 24.4 x 42.1	87	192
CD 35	-40	-40	[-2-]	35	126	74	0.06	0.86	PD45	DDp45	1/2"	1/2"	401 x 620 x 1115	15.8 x 24.4 x 43.9	88	194
CD 45	-40	-40	[-2-]	45	162	95	0.11	1.55	PD45	DDp45	1/2"	1/2"	401 x 620 x 1285	15.8 x 24.4 x 50.6	99	218
CD 55	-40	-40	[-2-]	55	198	117	0.17	2.48	PD65	DDp65	1"	1"	401 x 620 x 1465	15.8 x 24.4 x 57.7	114	251
CD 65	-40	-40	[-2-]	65</												

COMMITTED TO SUSTAINABLE PRODUCTIVITY

We stand by our responsibilities towards our customers, towards the environment and the people around us. We make performance stand the test of time. This is what we call – Sustainable Productivity.



2935 0939 44 © 2016, Atlas Copco Airpower NV, Belgium. All rights reserved.
Designs and specifications are subject to change without notice or obligation.
Read all safety instructions in the manual before usage.

Atlas Copco