

Kawasaki Heavy Industries, Ltd

Robot Business Division

Tokyo Head Office/Robot Division

1-14-5, Kaigan, Minato-ku, Tokyo 105-8315, Japan
Phone: +81-3-3435-2501 Fax: +81-3-3437-9880

Akashi Works/Robot Division

1-1, Kawasaki-cho, Akashi, Hyogo 673-8666, Japan
Phone: +81-78-921-2946 Fax: +81-78-923-6548

Nishi-Kobe Works/Robot Division

234, Matsumoto, Hasetani-cho, Nishi-ku, Kobe, Hyogo 651-2239, Japan
Phone: +81-78-915-8247 Fax: +81-78-915-8239

Kawasaki Robotics website

<https://kawasakirobotics.com/>



Kawasaki Robotics brand site XYZ

<https://robotics.kawasaki.com/ja1/xyz/en/>



Kawasaki Robostage (showroom)

<https://robotics.kawasaki.com/ja1/robostage/en.html>



Global Network

Kawasaki Robotics (USA), Inc.

28140 Lakeview Drive, Wixom, MI 48393, U.S.A.
Phone: +1-248-446-4100 Fax: +1-248-446-4200

Kawasaki Robotics (UK) Ltd.

Unit 4 Easter Court, Europa Boulevard, Westbrook Warrington Cheshire, WA5 7ZB, United Kingdom
Phone: +44-1925-71-3000 Fax: +44-1925-71-3001

Kawasaki Robotics GmbH

Im Taubental 32, 41468 Neuss, Germany
Phone: +49-2131-34260 Fax: +49-2131-3426-22

Kawasaki Robotics Korea, Ltd.

43, Namdong-daero 215beon-gil, Namdong-gu, Incheon, 21633, Korea
Phone: +82-32-821-6941 Fax: +82-32-821-6947

Kawasaki Robotics (Tianjin) Co., Ltd.

1-2/F, Building 6, No.19 Xinhuan Road, TEDA, China
Phone: +86-22-5983-1888 Fax: +86-22-5983-1889

Taiwan Kawasaki Robot Center

3F, No.31, Ln.216, Gongyuan Rd., Hsinchu City 30069, Taiwan(R.O.C)
Phone: +886-3-562-0518

Kawasaki Motors Enterprise (Thailand) Co., Ltd.

(Rayong Robot Center)
119/10 Moo 4 T.Pluaek Daeng, A.Pluaek Daeng, Rayong 21140 Thailand
Phone: +66-38-955-040-58 Fax: +66-38-955-145

Singapore Kawasaki Robot Center

100G Pasir Panjang Road #06-10 Singapore 118523
Phone: +65-6513-3145

Kawasaki Robotics India Pvt. Ltd.

Plot No. 136, Sector-37, Pace City 1, Gurgaon, 122101 Haryana, India
Phone: +91-124-437-1845



CAUTIONS TO BE TAKEN TO ENSURE SAFETY

- For those persons involved with the operation / service of your system, including Kawasaki Robot, they must strictly observe all safety regulations at all times. They should carefully read the Manuals and other related safety documents.
- Products described in this catalogue are general industrial robots. Therefore, if a customer wishes to use the Robot for special purposes, which might endanger operators or if the Robot has any problems, please contact us. We will be pleased to help you.
- Be careful as Photographs illustrated in this catalogue are frequently taken after removing safety fences and other safety devices stipulated in the safety regulations from the Robot operation system.



ISO certified in Akashi Works and Nishi-Kobe Works.

Kawasaki Robot

Extra Large Robots

up to 1500kg payload

Small-to-medium robots
up to 80kg payload

Large robots
up to 300kg payload

Extra large robots
up to 1,500kg payload

Dual-arm Collaborative robots

Explosion-proof painting robots

Sealing robots

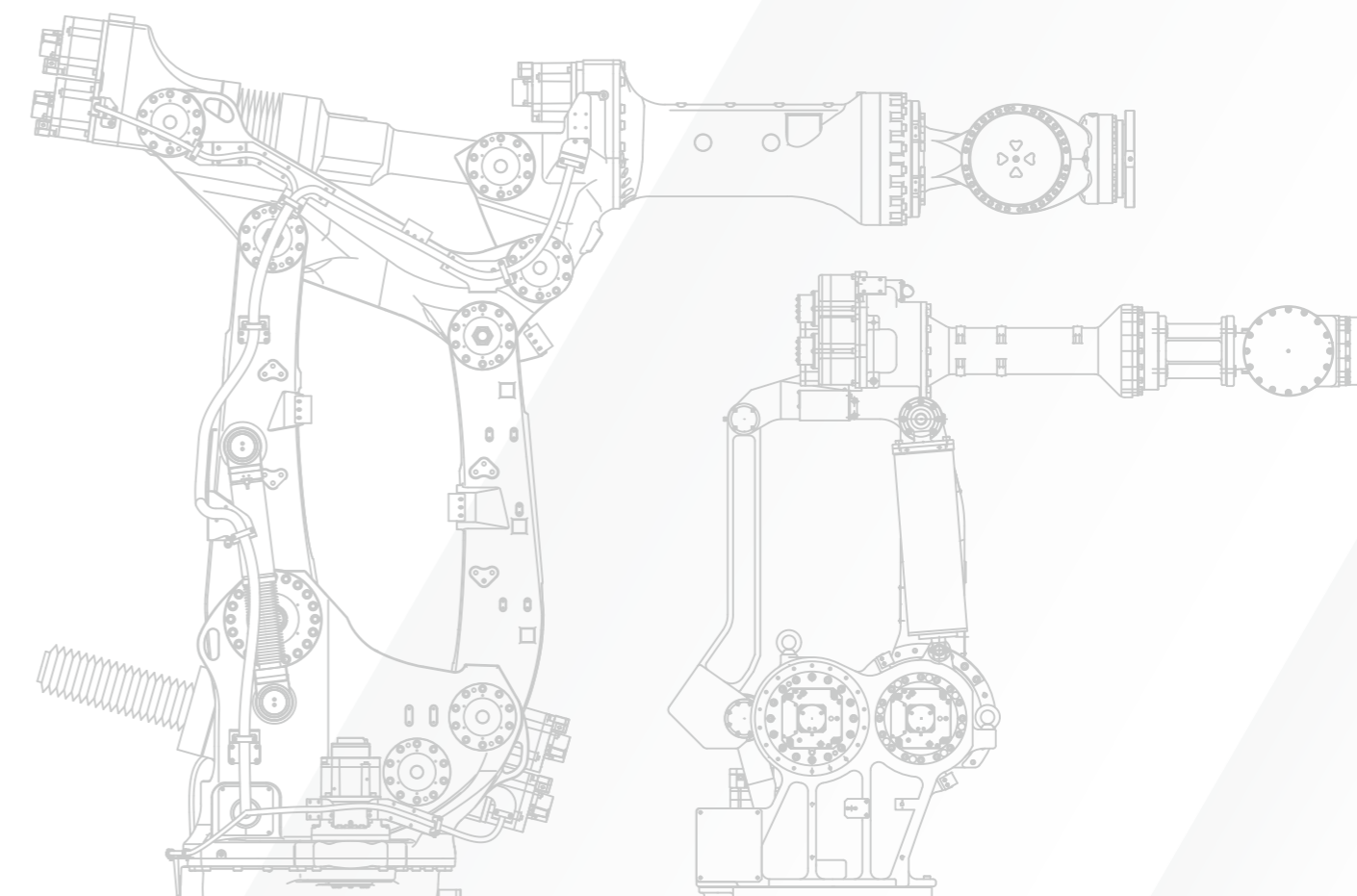
Arc welding robots

Palletizing robots

Medical & pharmaceutical robots

Picking robots

Wafer transfer robots



Extra large general-purpose robots

M series extra large robots incorporate Kawasaki's experience and state-of-art technologies.

With a maximum payload of 1,500kg, M series robots can gives it the power to lift and manipulate heavy loads such as automobile bodies.

Thanks to Kawasaki's patented link mechanism, the compact robots have payload capacity of up to 1,500 kg with high position repeatability.

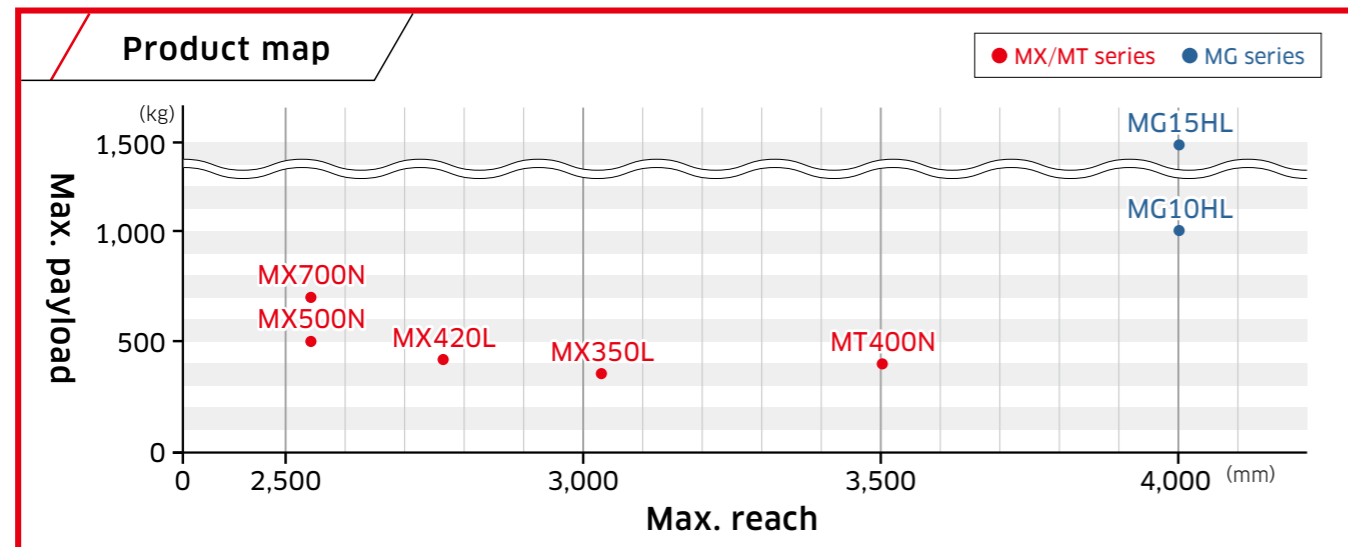
MX/MT series

Kawasaki's original link structure for JT3 (arm up-down) achieves compact, yet high payload capacity up to 700 kg.



MG series

The MG series is equipped with Kawasaki's original hybrid link structure, ball screws and two large motors for JT3 (arm up-down) to achieve a slim body without a counter weigh. It offers a wide motion range and high position repeatability, suitable for handling heavy workpieces.



MX/MT/MG シリーズ



Features

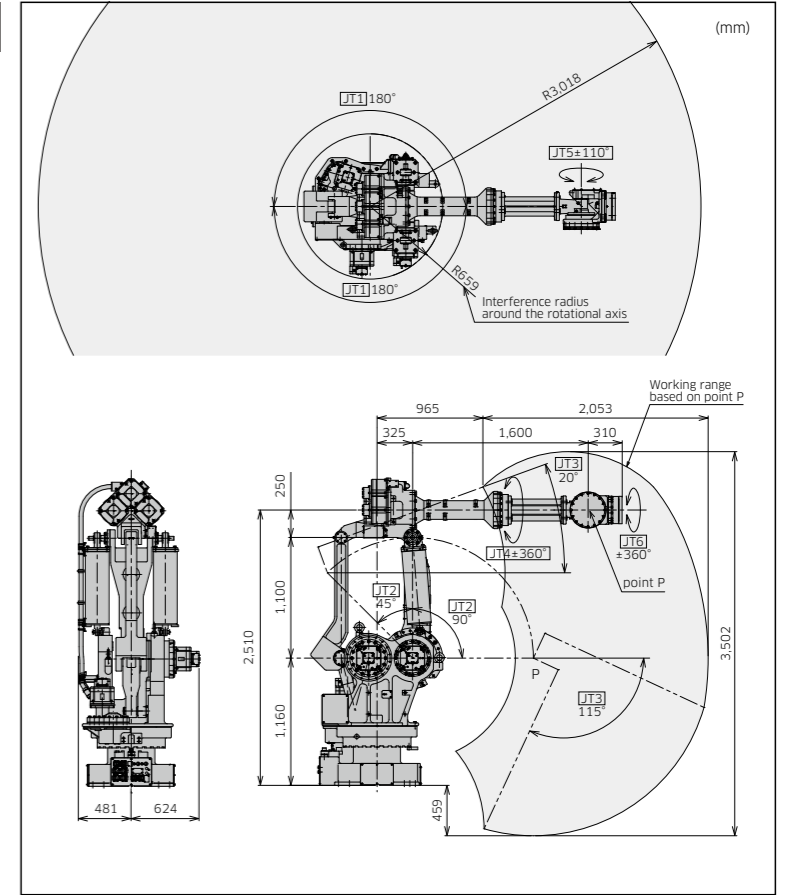
- Maximum payload of up to 1,500 kg allows for transfer of heavy workpieces.
- Dynamic and accurate tasks are possible thanks to high position repeatability.
- Slim body without a counter weight achieves wide motion ranges and high rigidity (MG10HL/MG15HL).

MX350L

Standard Specifications

Type		Articulated robot
Degree of freedom (axes)		6
Payload (kg)		350
Max. reach (mm)		3,018
Position repeatability*1 (mm)		±0.1
Motion range (°)	Arm rotation (JT1)	±180
	Arm out-in (JT2)	+90 - -45
	Arm up-down (JT3)	+20 - -115
	Wrist swivel (JT4)	±360
	Wrist bend (JT5)	±110
	Wrist twist (JT6)	±360
Max. speed (°/s)	Arm rotation (JT1)	80
	Arm out-in (JT2)	70
	Arm up-down (JT3)	70
	Wrist swivel (JT4)	80
	Wrist bend (JT5)	80
	Wrist twist (JT6)	120
Allowable moment (N·m)	Wrist swivel (JT4)	2,740
	Wrist bend (JT5)	2,740
	Wrist twist (JT6)	1,960
Allowable moment of inertia (kg·m ²)	Wrist swivel (JT4)	400
	Wrist bend (JT5)	400
	Wrist twist (JT6)	259
Mass (kg)		2,800
Mounting		Floor
Installation environment	Ambient temperature (°C)	0 - 45
	Relative humidity (%)	35 - 85 (No dew, nor frost allowed)
Controller/Power requirements		F04/12kVA

*1: Conforms to ISO9283

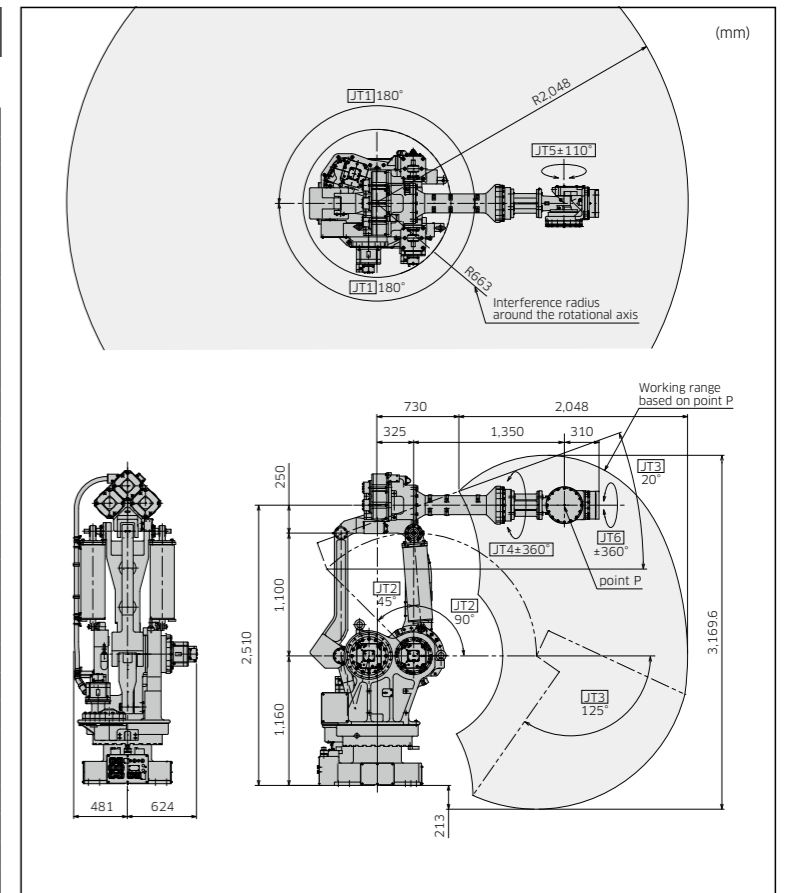


MX420L

Standard Specifications

Type		Articulated robot
Degree of freedom (axes)		6
Payload (kg)		420
Max. reach (mm)		2,778
Position repeatability*1 (mm)		±0.1
Motion range (°)	Arm rotation (JT1)	±180
	Arm out-in (JT2)	+90 - -45
	Arm up-down (JT3)	+20 - -125
	Wrist swivel (JT4)	±360
	Wrist bend (JT5)	±110
	Wrist twist (JT6)	±360
Max. speed (°/s)	Arm rotation (JT1)	80
	Arm out-in (JT2)	70
	Arm up-down (JT3)	70
	Wrist swivel (JT4)	80
	Wrist bend (JT5)	80
	Wrist twist (JT6)	120
Allowable moment (N·m)	Wrist swivel (JT4)	3,290
	Wrist bend (JT5)	3,290
	Wrist twist (JT6)	1,960
Allowable moment of inertia (kg·m ²)	Wrist swivel (JT4)	400
	Wrist bend (JT5)	400
	Wrist twist (JT6)	259
Mass (kg)		2,800
Mounting		Floor
Installation environment	Ambient temperature (°C)	0 - 45
	Relative humidity (%)	35 - 85 (No dew, nor frost allowed)
Controller/Power requirements		F04/12kVA

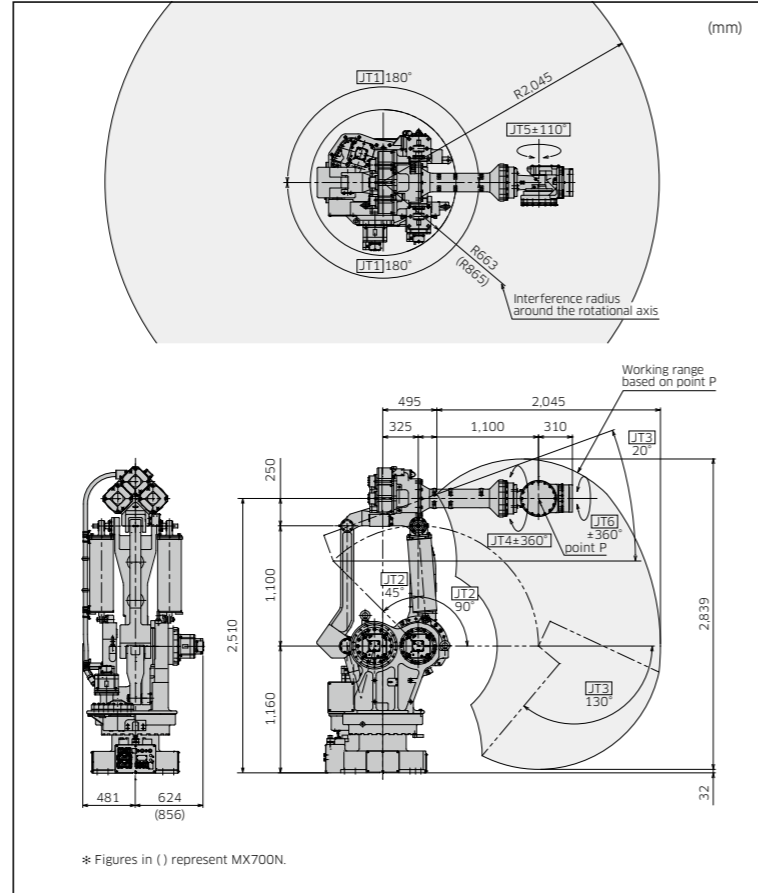
*1: Conforms to ISO9283



MX500N/MX700N

Standard Specifications

Type	Articulated robot	
Degree of freedom (axes)	6	
Payload (kg)	500/700	
Max. reach (mm)	2,540	
Position repeatability*1 (mm)	±0.1	
Motion range (°)	Arm rotation (JT1)	±180
	Arm out-in (JT2)	+90 - -45
	Arm up-down (JT3)	+20 - -130
	Wrist swivel (JT4)	±360
	Wrist bend (JT5)	±110
	Wrist twist (JT6)	±360
Max. speed (°/s)	Arm rotation (JT1)	80/65
	Arm out-in (JT2)	70/50
	Arm up-down (JT3)	70/45
	Wrist swivel (JT4)	80/50
	Wrist bend (JT5)	80/50
	Wrist twist (JT6)	120/95
Allowable moment (N·m)	Wrist swivel (JT4)	3,920/5,488
	Wrist bend (JT5)	3,920/5,488
	Wrist twist (JT6)	1,960/2,744
Allowable moment of inertia (kg·m²)	Wrist swivel (JT4)	400/600
	Wrist bend (JT5)	400/600
	Wrist twist (JT6)	259/388
Mass (kg)	2,750/2,860	
Mounting	Floor	
Installation environment	Ambient temperature (°C)	0 - 45
	Relative humidity (%)	35 - 85 (No dew, nor frost allowed)
Controller/Power requirements	F04/12KVA	

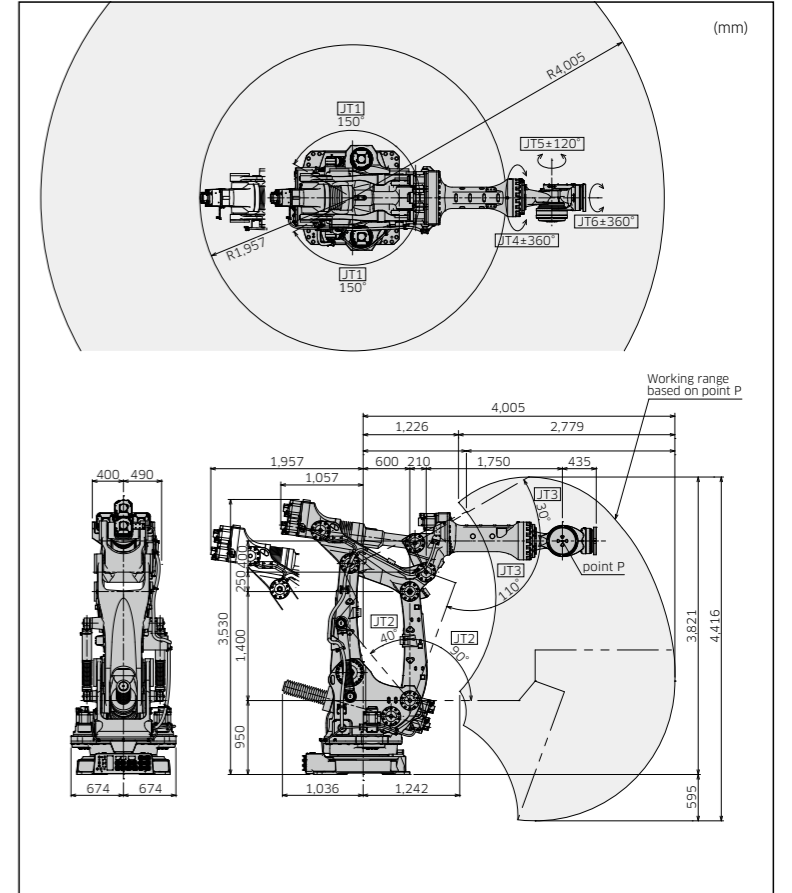


*1: Conforms to ISO9283

MG10HL

Standard Specifications

Type	Articulated robot	
Degree of freedom (axes)	6	
Payload (kg)	1,000	
Max. reach (mm)	4,005	
Position repeatability*1 (mm)	±0.1	
Motion range (°)	Arm rotation (JT1)	±150
	Arm out-in (JT2)	+90 - -40
	Arm up-down (JT3)	+30 - -110*2
	Wrist swivel (JT4)	±360
	Wrist bend (JT5)	±120
	Wrist twist (JT6)	±360
Max. speed*3 (°/s)	Arm rotation (JT1)	65
	Arm out-in (JT2)	33.5
	Arm up-down (JT3)	37.5
	Wrist swivel (JT4)	65
	Wrist bend (JT5)	65
	Wrist twist (JT6)	80
Allowable moment (N·m)	Wrist swivel (JT4)	8,800
	Wrist bend (JT5)	8,800
	Wrist twist (JT6)	4,410
Allowable moment of inertia (kg·m²)	Wrist swivel (JT4)	1,800
	Wrist bend (JT5)	1,800
	Wrist twist (JT6)	1,200
Mass (kg)	6,500	
Mounting	Floor	
Installation environment	Ambient temperature (°C)	0 - 45
	Relative humidity (%)	35 - 85 (No dew, nor frost allowed)
Controller/Power requirements	E58/15KVA	



*1: Conforms to ISO9283

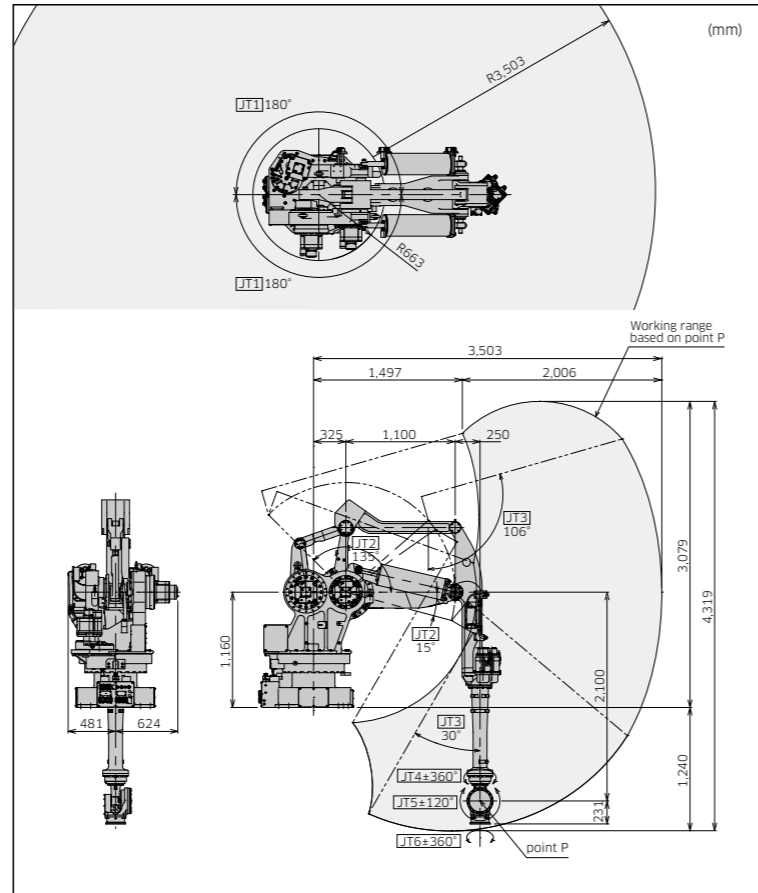
*2: Max. working range varies depending on the load mass and load torque

*3: The values in the table are maximum values and vary depending on conditions such as load and motion range.

MT400N

Standard Specifications

Type	Articulated robot	
Degree of freedom (axes)	6	
Payload (kg)	400	
Max. reach (mm)	3,503	
Position repeatability*1 (mm)	±0.5	
Motion range (°)	Arm rotation (JT1)	±180
	Arm out-in (JT2)	+15 - -135
	Arm up-down (JT3)	+106 - -30
	Wrist swivel (JT4)	±360
	Wrist bend (JT5)	±120
	Wrist twist (JT6)	±360
Max. speed (°/s)	Arm rotation (JT1)	80
	Arm out-in (JT2)	70
	Arm up-down (JT3)	70
	Wrist swivel (JT4)	70
	Wrist bend (JT5)	70
	Wrist twist (JT6)	130
Allowable moment (N·m)	Wrist swivel (JT4)	2,150
	Wrist bend (JT5)	2,150
	Wrist twist (JT6)	980
Allowable moment of inertia (kg·m²)	Wrist swivel (JT4)	200
	Wrist bend (JT5)	200
	Wrist twist (JT6)	147
Mass (kg)	2,600	
Mounting	Shelf	
Installation environment	Ambient temperature (°C)	0 - 45
	Relative humidity (%)	35 - 85 (No dew, nor frost allowed)
Controller/Power requirements	F02/7.5KVA	

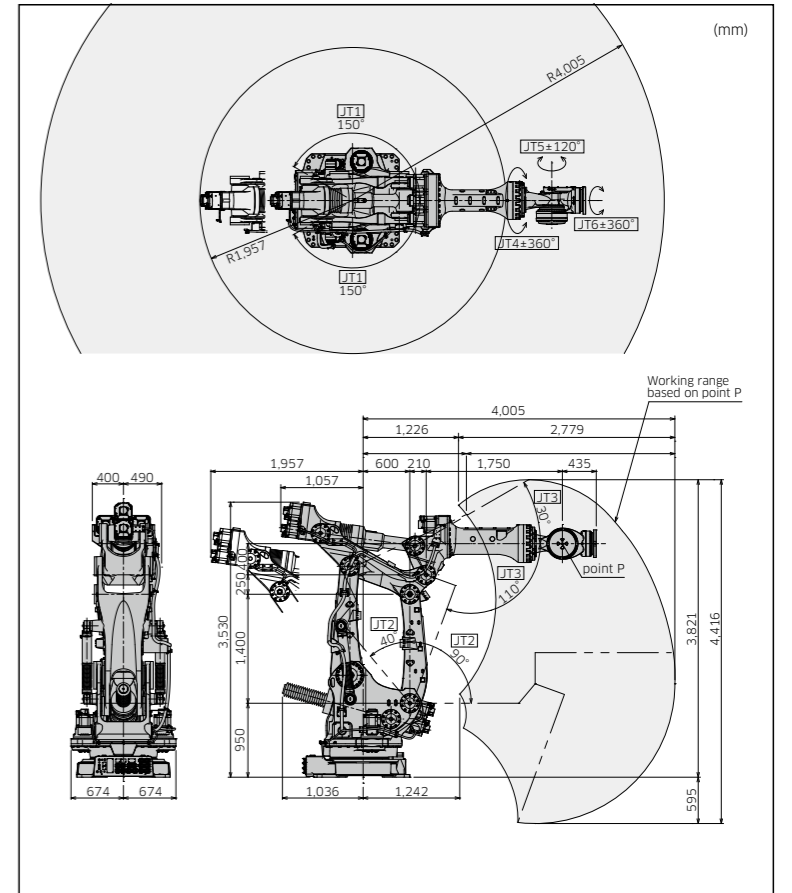


*1: Conforms to ISO9283

MG15HL

Standard Specifications

Type	Articulated robot	
Degree of freedom (axes)	6	
Payload (kg)	1,500	
Max. reach (mm)	4,005	
Position repeatability*1 (mm)	±0.1	
Motion range (°)	Arm rotation (JT1)	±150
	Arm out-in (JT2)	+90 - -40
	Arm up-down (JT3)	+30 - -110*2
	Wrist swivel (JT4)	±360
	Wrist bend (JT5)	±120
	Wrist twist (JT6)	±360
Max. speed*3 (°/s)	Arm rotation (JT1)	65
	Arm out-in (JT2)	33.5
	Arm up-down (JT3)	37.5
	Wrist swivel (JT4)	36
	Wrist bend (JT5)	36
	Wrist twist (JT6)	80
Allowable moment (N·m)	Wrist swivel (JT4)	15,000
	Wrist bend (JT5)	15,000
	Wrist twist (JT6)	4,410
Allowable moment of inertia (kg·m²)	Wrist swivel (JT4)	2,250
	Wrist bend (JT5)	2,250
	Wrist twist (JT6)	1,200
Mass (kg)	6,550	
Mounting	Floor	
Installation environment	Ambient temperature (°C)	0 - 45
	Relative humidity (%)	35 - 85 (No dew, nor frost allowed)
Controller/Power requirements	E58/15KVA	



*1: Conforms to ISO9283

*2: Max. working range varies depending on the load mass and load torque

*3: The values in the table are maximum values and vary depending on conditions such as load and motion range.

F02/F04

Features

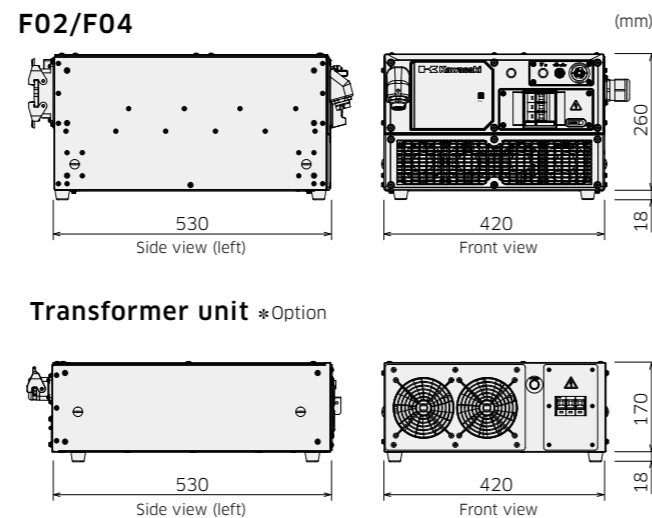
- Dimensions and weight have been reduced from its previous E-controller.
- This universal controller has common specifications that can be used globally.
(An optional transformer unit is necessary in the region where the power supply and safety standard differ.)

Standard Specifications

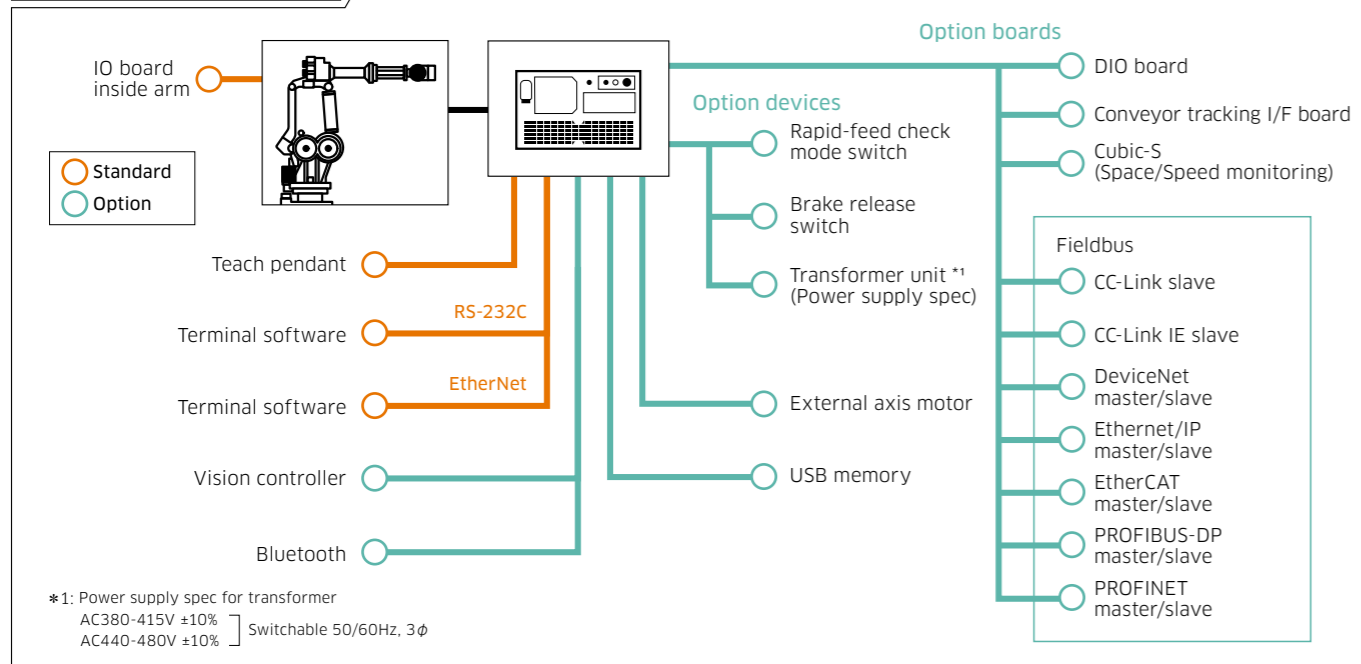
		F02	F04
Dimensions (mm)		W420×D530×H278	
Type		Enclosed type, indirect cooling system	
Controlled (axes)		7	6
Memory capacity (MB)		16	
I/O signals	External operation	Motor power off, Hold	
	Input (Channels)	32	
	Output (Channels)	32	
Cable length	Teach pendant (m)	5	
	Robot-controller (m)	5	
Mass (kg)		25	
Power requirements		AC200V - AC220V ±10%, 50/60Hz, 3Φ AC200V - AC230V ±10%, 50/60Hz, 1Φ	Max. 7.5kVA Max. 12kVA
Installation environment	Ambient temperature (°C)	0 - 45	
	Relative humidity (%)	35 - 85 (No dew, nor frost allowed)	
Teach pendant		Color LCD display with touch-panel, E-Stop switch, Teach lock switch, Enable switch	
Operation panel		E-stop switch, teach/repeat switch	



External view and dimensions



System configuration



E58

Features

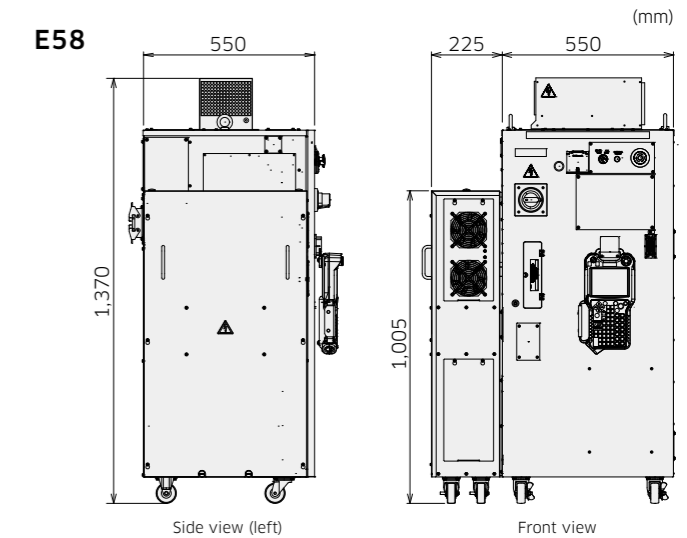
- The E58 controller is used for M series extra large robots.
- The universal controller has common specifications to be used globally and support diverse primary power voltages.



Standard Specifications

Dimensions (mm)		W775×D550×H1,370	
Type		Enclosed structure, Indirect cooling system	
Controlled (axes)		9	
Memory capacity (MB)		8	
I/O signals	External operation	Motor power off, Hold	
	Input (Channels)	32	
	Output (Channels)	32	
Cable length	Teach pendant (m)	5	
	Robot-controller (m)	5	
Mass (kg)		165	
Power requirements	Japan	AC200 - AC220V ± 10%, 50/60Hz, 3Φ	
	Europe & Asia	AC380 - AC415V ± 10%, 50/60Hz, 3Φ	
	North America	AC440 - AC480V ± 10%, 60Hz, 3Φ	
		Max. 15kVA	
Installation environment	Ambient temperature (°C)	0 - 45	
	Relative humidity (%)	35 - 85 (No dew, nor frost allowed)	
Teach pendant		Color LCD display with touch-panel, E-Stop switch, Teach lock switch, Enable switch	
Operation panel		Teach/repeat SW, Emergency stop SW,	

External view and dimensions



System configuration

