

SCREEN U.S.A.®

CD516



The Heavy Duty, Track Mounted Solution for Difficult to Screen Materials

Designed for:

Construction & Demolition | Log Yard Debris

Landfill Reclamation | Sand & Gravel | Blasted Rock | River Rock

Scalping Screen for Crushers | Screening from Crusher



SCREEN USA, INC.

1772 CORN RD

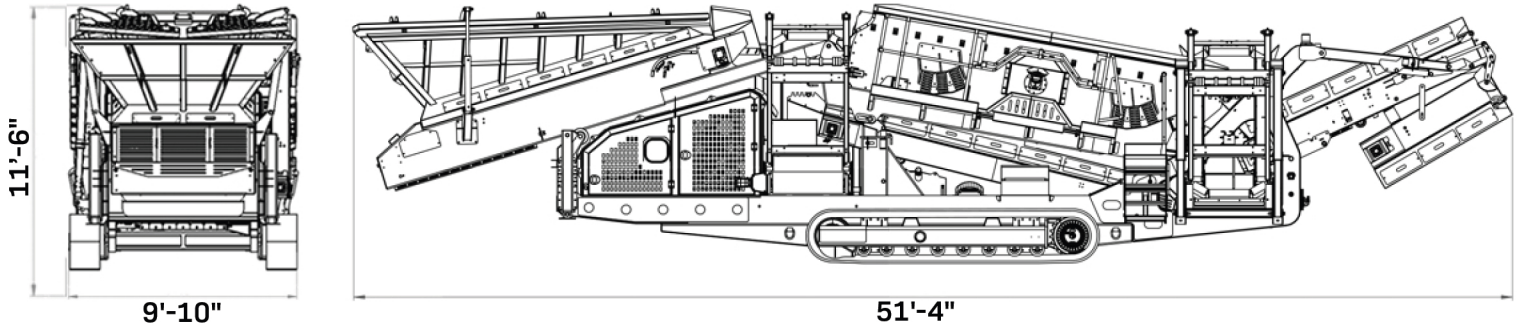
SMYRNA, GA 30080

770-433-2440

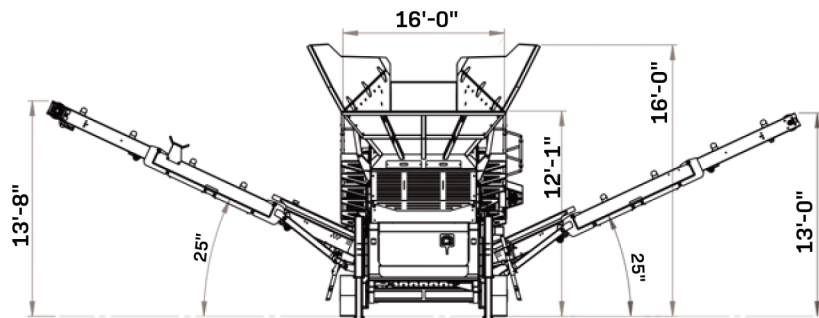
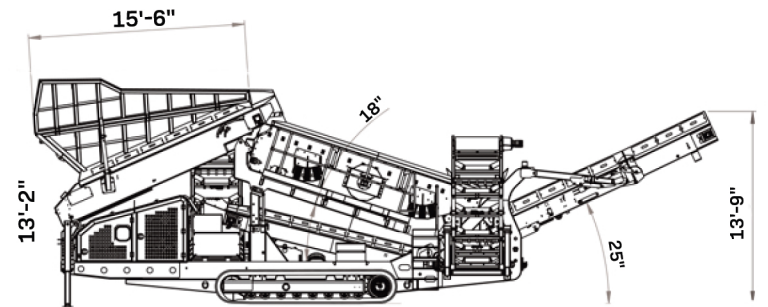
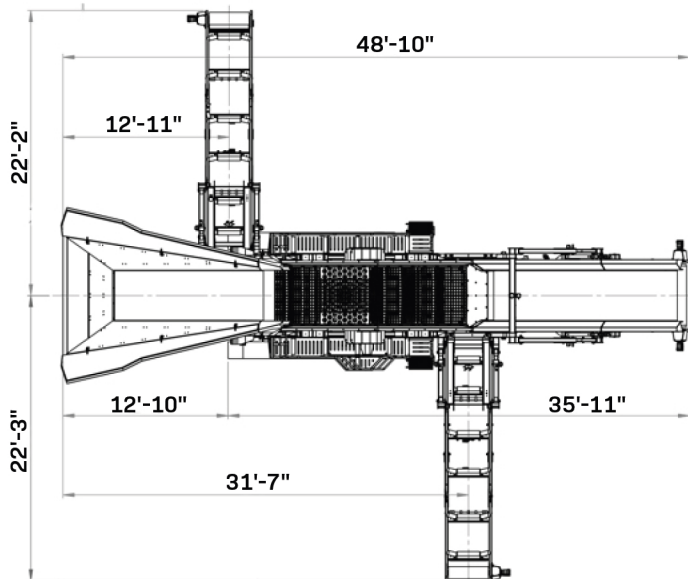
SCREENUSA.NET

SCREEN U.S.A.®

TRANSPORT DIMENSIONS:



OPERATION DIMENSIONS:



1. Engine

145HP CAT C4.4 Tier 4 Final

2. Screen

2 Deck, 5' x 16"
(Punch plate top deck)
Adjustable 14°-18°

3. Hopper

18 cu.yd.

4. Feed Conveyor

55" wide, 15'-6" long
Optional steel apron feeder
Variable speed

5. Fines Conveyor

36" wide
12'-8" discharge
Variable speed

6. Middles Conveyor

36" wide
12'-0" discharge
Chevron Belt
Variable speed

7. Overs Conveyor

55" wide, 13'-9"
(Discharge adjustable)
Variable speed
Chevron Belt

8. Weight

71,651 lbs - Belt Feeder
77,713 lbs - Apron Feeder

9. Fluid Tanks

160 Gallon Hydraulic
111 Gallon Diesel

