




MODEL HD-9 & HD-9 EB

Industrial Tub Grinder



New Series




feature

Spring loaded friction plate torque limiter

benefit

Protects engine and hammermill from shock loads while extending the life of your clutch




feature

Single orbit motor drive

benefit

Provides sufficient lugging power, less stress on drive chain




feature


Easy access electric over hydraulic controls

benefit

Allows operator to easily control machine with preset throttle capabilities



Fixed Hammers



Swing Hammers

feature

Fixed and swing hammer options

benefit

Fixed hammers for heavy wood grinding
Swing hammers for wood waste and regrinding

DuraTech's state-of-the-art tub grinders can be found anywhere...from disaster clean up areas to uncleared construction sites. And with each job, they are creating value-added products while recycling organic waste into reusable by-products. Whether providing an alternative for timber disposal or grinding stumps and trees, DuraTech is proud of their increasingly prominent role in assuring landfill reduction and cleaner skies for everyone.

DuraTech...clearing the way for a better tomorrow.






feature

Hydraulic tilting tub

benefit

Allows quick easy access for service and maintenance



feature

30" Belly conveyor

benefit

Takes material from the hammermill quick and easy with less maintenance



feature

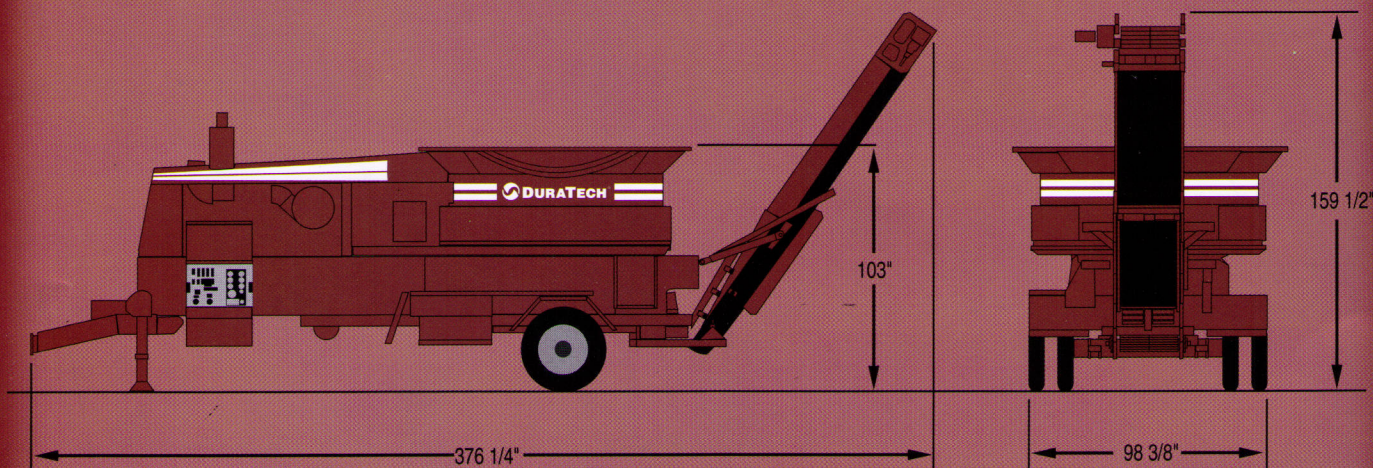
Optional hydraulically operated tub cover

benefit

Allows operator to easily position tub cover to control flying debris



HD-9 *New Series*



s p e c i f i c a t i o n s

GENERAL SPECIFICATIONS

	HD-9	HD-9 EB
Weight	19,300 lbs.	23,500lbs
Transport width	8' 2" (98 3/8")	8' 2" (98 3/8")
Length in transport	31' 4" (376")	22' 6"
Operational loading height	8' 7" (103")	8' 7" (103")
Axle	25,000 lbs. (single)	10,000 lbs Dual Axle
Tongue weight	2000 lbs.	1900 lbs
Brakes	Air	Electric
Tires	225/70 R22.5 (4)	12 Volt
Towing arrangement	Pintle hitch	(8) 9.50R x 16.5 LT
Fuel capacity	100 gallons (U.S.)	100 Gallons U.S.
Engine	275 HP John Deere	275 HP John Deere
Hydraulic oil capacity	35 gallons (U.S.)	35 Gallons U.S.
Lights	Clearance and directional	Clearance

TUB FEATURES

Tub width	9' 6 3/8" (114 3/8")	9' 6-3/8" (114-3/8")
Depth	3' 4" (40")	40" (3' 4")
Tub diameter at base	7' 6" (90")	90" (7' 6")
Tub wall	3/16" thick	3/16" thick
Tub floor	1/4" thick	1/4" thick
Service access	Hydraulic tilting tub	Hydraulic tilting tub
Discharge conveyor	13' 6" (162") 24" wide hydraulic drive	21' 6" Top Drive - 24" Wide
Belly conveyor	30" wide with V cleats	30" Wide with a V Cleat
Tub speed sensor	Electronic self-governing	Electronic Self Governing
Safety switches	Safety shutdown	Safety Shutdown

HAMMERMILL

Feed opening	41" x 25"	41" x 25"
Length	40"	40"
Cylinder plates	16" diameter 1" thick plates	16" in Diameter 1" Thick
Cylinder shaft	4 1/2" stress proof	4-1/2" Stress Proof Steel
Hammermill drive	Friction clutch	Direct Drive Torque Limiter
Bearings	3" pillow bearings	3-1/2" Pillow Block Bearings
Hammers	(64) swing (32) fixed	(64) swing (32) fixed
Hammer rods	1 1/4" diameter	1-1/4" Diameter
Screens	1" thick split screens	1" Thick Split Screens
Screen area	2241 square inches	2241 square inches

Illustrations, specifications, and descriptions contained herein were accurate at time of publication, but are subject to change without notice. Illustrations may include optional equipment and accessories and may not include all standard equipment.



All across North America, the DuraTech dealer network is committed to providing customers with the highest level of service and fast, dependable parts support.

.... Clearing the way for a better tomorrow.

PO BOX 1940
JAMESTOWN, ND 58402-1940
701-252-4601 • FAX: 701-252-0502
www.duratechindustries.net
ind.sales@duratechindustries.net



Printed in USA 2000 8/01 UP

DISTRIBUTED BY

