


883

3D COMBI FLIP-FLOW SCREEN



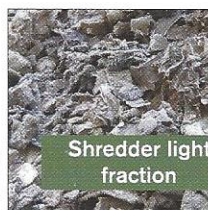
MSW



C+D / C+I



Incineration slag



Shredder light
fraction



Shredder heavy
fraction



Metal
recycling

PROGRESS THROUGH DIVERSITY

SPALECK[®] since 1869
conveying and separation technology

883 SPALECK

The NEW Terex Finlay 883 Spaleck is the ultimate in mobile screening and separation technology. At the heart of the screen is the 2 deck German designed and constructed high performance recycling waste screen with Flip-Flow-Screen Elastica. The unique stepped top deck design combined with state of the art flip flow technology on the bottom deck catapults the 883 Spaleck into a class of its own.

Its processing capabilities and application flexibility make the machine the only all in one mobile solution for the processing and separation of recycling materials such as incineration slag, shredder light and heavy fraction, scrap metal, electronic scrap, C&D, C&I, bulky waste, compost, plastic fractions, biomass, topsoil etc.

STANDARD FEATURES

Tier 3 / Stage 3A - Caterpillar C4.4 ATAAC - 4 cylinder diesel engine developing 83kW (111.3hp) 2200 RPM

Tier 4i / Stage 3B - Caterpillar C4.4 - 4 cylinder diesel engine developing 82kW (110hp) @ 2200 RPM

Abbrasion Resistant plate steel pan apron feeder with heavy duty chain drive

Hopper capacity: 7m³ (9.16yd³)

No grid unit

Screen media fitted as standard

Hydraulic raise for mesh changing (500mm)

4800mm x 1500mm (16' x 5') 3D punch plate top deck

3650mm x 1500mm (12' x 5') Flip - Flow technology bottom deck

Galvanised catwalk around screen c/w handrail, kick board and access ladder

Screen box reject chute (1)

1200mm (48") wide O/S conveyor with twin drive and chevron belt (3.6m discharge height)

800mm (32") wide chevron belt on middle grade conveyor with variable speed & thumper roller

800mm (32") wide plain belt on fines conveyor with variable speed & belt scraper

Remote start/stop of pan feeder

Skirting on oversize conveyor

Heavy duty undercarriage unit with 400mm wide pads - 3280mm sprocket centres

Control operation of tracks via hand held-set with 5m connection lead

Low level greasing

Emergency Stops (4 nr)

Powerunit

- Tier 3 / Stage 3A Caterpillar C4.4 ATAAC - 4 cylinder diesel engine developing 83kW (111.3hp) 2200 RPM
- Tier 4i / Stage 3B - Caterpillar C4.4 - 4 cylinder diesel engine developing 82kW (110hp) @ 2200 RPM

Fines conveyor

- Standard discharge height: 3.63m (11' 11")
- Plain belt: 800mm (32")
- Extended discharge height: 4.35m (14' 3")
- Variable speed
- Rosta scraper on head drum
- Optional telescopic section

Screen Features:

- Nearly blockage-free screening in the upper and lower deck thanks to tried and tested 3D and Flip-Flow technology.
- The 3D screening segments guarantee accurate screening with no long pieces passing into the middlegrade material.
- The Flip-Flow screen with screwless mounted screen mats avoids unnecessary cleaning and reduces maintenance times.
- Screenbox discharge end can be hydraulically raised 500mm to facilitate efficient and easy media access and changing.



► Processing Shredded Wood

Hopper / Feeder

- ▶ Hopper capacity: 7m³ (9.16yd³)
- ▶ Steel pan apron feeder: 1000mm (40")
- ▶ Hydraulic variable speed

Screenbox

- ▶ Top deck: 4.8m x 1.5m (16' x 5')
- ▶ Bottom deck: 3.6m x 1.5m (12' x 5')
- ▶ 3D punch plate top deck
- ▶ Flip - Flow technology bottom deck
- ▶ Screenbox can hydraulically adjusted to an angle between 13° - 19°

Middle grade conveyor

- ▶ Standard discharge height: 3.19m (10' 6")
- ▶ Chevron belt: 800mm (32")
- ▶ Optional discharge height: 3.9m (12' 10")
- ▶ Variable speed
- ▶ Optional telescopic section

Oversize conveyor


- ▶ Standard discharge height: 3.6m (11' 10")
- ▶ Chevron belt: 1200mm (48")
- ▶ Working angle adjustable: 18° - 24°
- ▶ Variable speed

Tracks

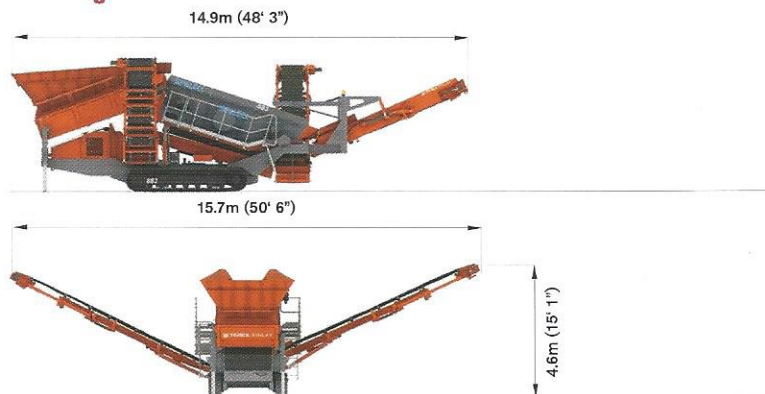
- ▶ Shoe width: 400mm (16")
- ▶ Sprocket centres: 3.28m (10' 9")



Transport Dimensions



Working Dimensions



Machine Weight: 30,000Kg (66,138lbs)*

*Standard Machine Configuration Estimated

3D COMBI FLIP-FLOW SCREEN




► 3D Punch Plate Top Deck



► Flip-Flow Mats Bottom Deck



MSW




C+D / C+I



Incineration slag

- In the centre of the mobile plant is a 3D-Combi-Flip-Flow-Screen. This combined model guarantees that the product is optimally loosened and turned over on the upper deck.
- Even large-grained material can be screened on a screening machine with a Flip-Flow screen deck.
- The screening desk with 3D screen segments, which is positioned above the Flip Flow screen deck to form a cascade, protects and reduces the stress on the Flip Flow screen mats. Their service life is increased and optimal screening results are guaranteed.
- The 3D screen segments with maximum open screen area can be changed quickly and simply thanks to the modular construction.
- The screen mats of the Flip-Flow screen are fastened without screws and have no edges that could cause difficulties. This means that the screen mats can be changed quickly and there is an optimal product flow on the screen mats.



Shredder light fraction



Shredder heavy fraction



Metal recycling

PROGRESS THROUGH DIVERSITY

SPALECK® since 1869
conveying and separation technology

Follow us on:



www.terexfinlay.com

Effective January 2013. Product specifications and prices are subject to change without notice or obligation. The photographs and/or drawings in this document are for illustrative purposes only. Refer to the appropriate Operator's Manual for instructions on the proper use of this equipment. Failure to follow the appropriate Operator's Manual when using our equipment or to otherwise act irresponsibly may result in serious injury or death. The only warranty applicable to our equipment is the standard written warranty applicable to the particular product and sale and Terex GB Ltd. makes no other warranty, express or implied. Products and services listed may be trademarks, service marks or trade-names of Terex Corporation and/or its subsidiaries in the USA and other countries. All rights are reserved. Terex® is a registered trademark of Terex Corporation in the USA and many other countries. Copyright 2010 Terex GB Ltd.



TEREX® | FINLAY

WORKS FOR YOU.™