

SCREEN U.S.A.®

CD410



The Heavy Duty, Track Mounted Solution for Difficult to Screen Materials

Designed for:

- Construction & Demolition • Log Yard Debris
- Landfill Reclamation • Sand & Gravel • Nasty Topsoil
- Scalping Screen for Crusher • Screening from Crusher

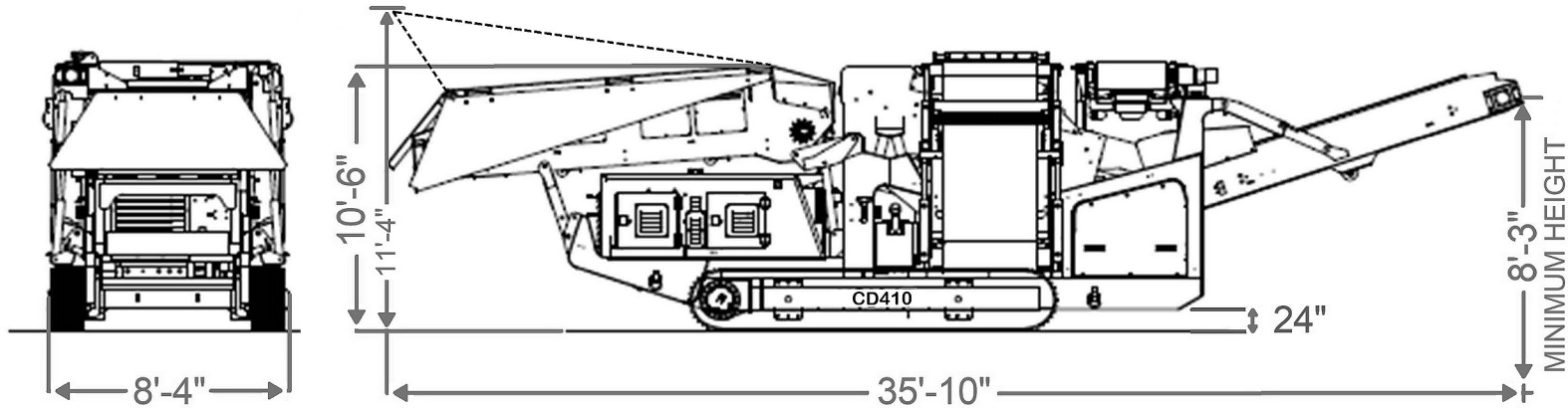


SCREEN USA, INC.

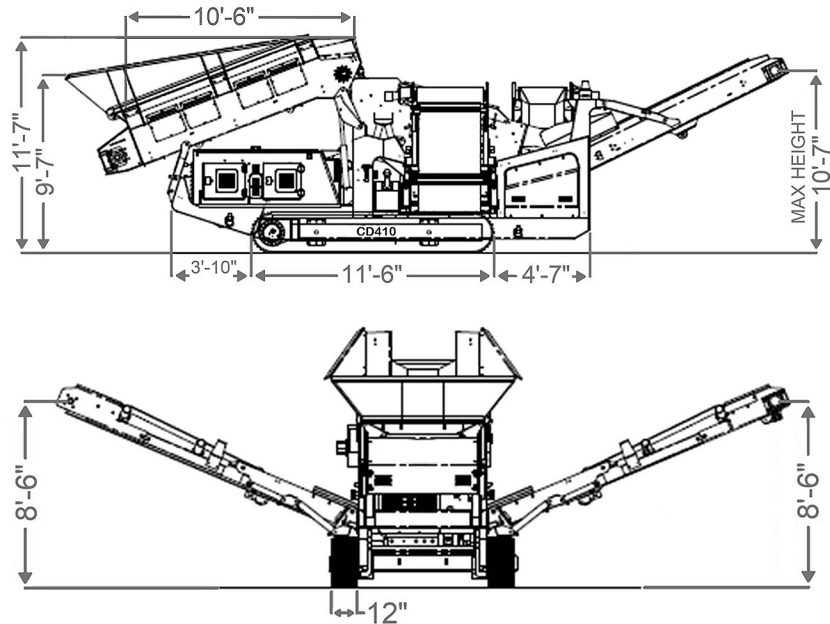
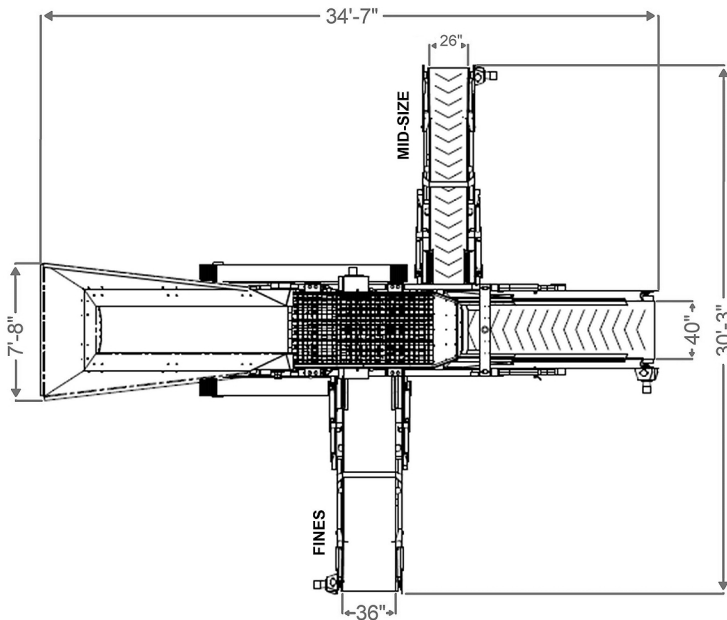
**1772 CORN RD
SMYRNA, GA 30080
770-433-2440
SCREENUSA.NET**

SCREEN U.S.A.®

TRANSPORT DIMENSIONS:



OPERATION DIMENSIONS:



1. Engine

- 74HP Cat C2.2 Tier 4 Final

2. Screen

- 2-Deck, 4' x 10'
(Punch plate top deck)

3. Hopper

- 5-1/2 cu.yd.

4. Feed Conveyor

- 40" wide, 10'-6" long

5. Fines Conveyor

- 36" wide
- 8'-6" discharge

6. Middles Conveyor

- 26" wide
- 8'-6" discharge

7. Overs Conveyor

- 40" wide, 8'-3" to 10'-7"
(discharge adjustable)

8. Weight

- 32,000 lbs

9. Fluid Tanks

- 99 Gallon Hydraulic
- 43.5 Gallon Diesel

