



Construction Equipment Co.

Screen-It Track Mobile

LOW LOADING HEIGHT
NO RAMPS NECESSARY



SCREEN-IT® ADDS A NEW DIMENSION TO TRACK MOBILE

SCREENS COMPOST 120-140 YARDS PER HOUR

SCREENS GRAVEL UP TO 600 TONS PER HOUR

**SCREENS: LOG YARD WASTE, COMPOST, BARK, TOP SOIL,
SAND & GRAVEL, TRASH, C&D, STUMPS, CONCRETE,
ROCK AND MANY RECYCLABLE ITEMS**

Screen-It® Track Mobile



Feeder Drive

CEC Screen-It® has the proven hydraulic planetary feeder drive. This allows infinite speed range control for all types of materials.



Long Track Crawler

The 20" wide triple bar grousers have mud relief clearance centers. The pads bolt to the "Berco" center support style track chains. The track support rollers are oil lubricated for life. The drive sprocket bolts on for ease of replacement.

Powerful Track Drives

CEC Screen-It® Track Mobile has very powerful track drives. It can work in the most difficult areas. The low final drive ratios combined with piston motor drives give you unbelievable power.



Low Profile Loading Hopper


The CEC Screen-It® Track Mobile has a very low loading height. This alleviates the need for ramps with most loaders. Height without grizzly, 9' 11" - with grizzly, 10' 6".



Dual Plug Ins For Pendant Line Joy Sticks

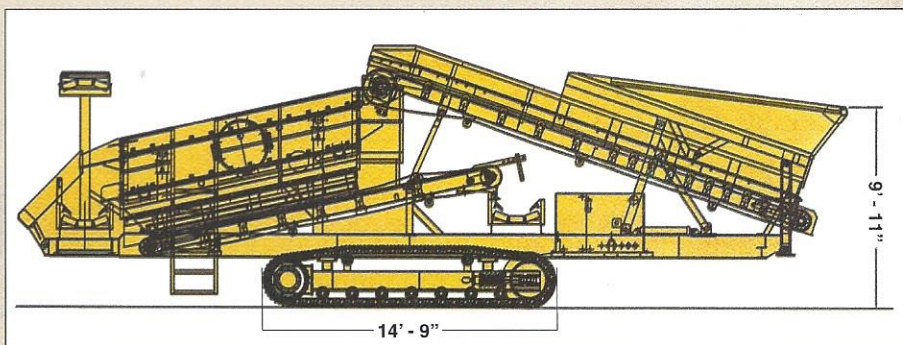
Product Conveyors

The Screen-It® Track Mobile product conveyors hydraulically open to their operating positions in two minutes. They close to the ten foot travel width in the same time.



Control Panels

Convenient lockable control panels give your Screen-It® on the job security. The track drives are operated by a plug-in joy stick control box on a plug-in pendant control. The engine panel also locks for security.



SCREEN-IT® TRACK MOBILE SPECIFICATIONS

Screen-It® Weight: 48,500 pounds w/screen cloth 49,500 pounds
 Standard Engine: Duetz 70hp optional turbo 90hp
 Working Height: 13' 6"
 Travel Height: 11' 6"

POWERFUL LONG - WIDE TRACKS

POWERFUL TRACK DRIVES
 Track Length End-to-End: 14' 9"
 Pad Width: 20"
 Pounds Per Square Inch: 8.4

STEERING CONTROLS

Operates By Joy Sticks For • Speed
 • Direction
 • Power Turns or Counter Rotation


Construction Equipment Co.



www.ceccrushers.com

18650 SW Pacific Highway
 Tualatin, Oregon 97062
 (503) 692-9000
 Fax (503) 692-6220

Form 104DTM



Area Dealer