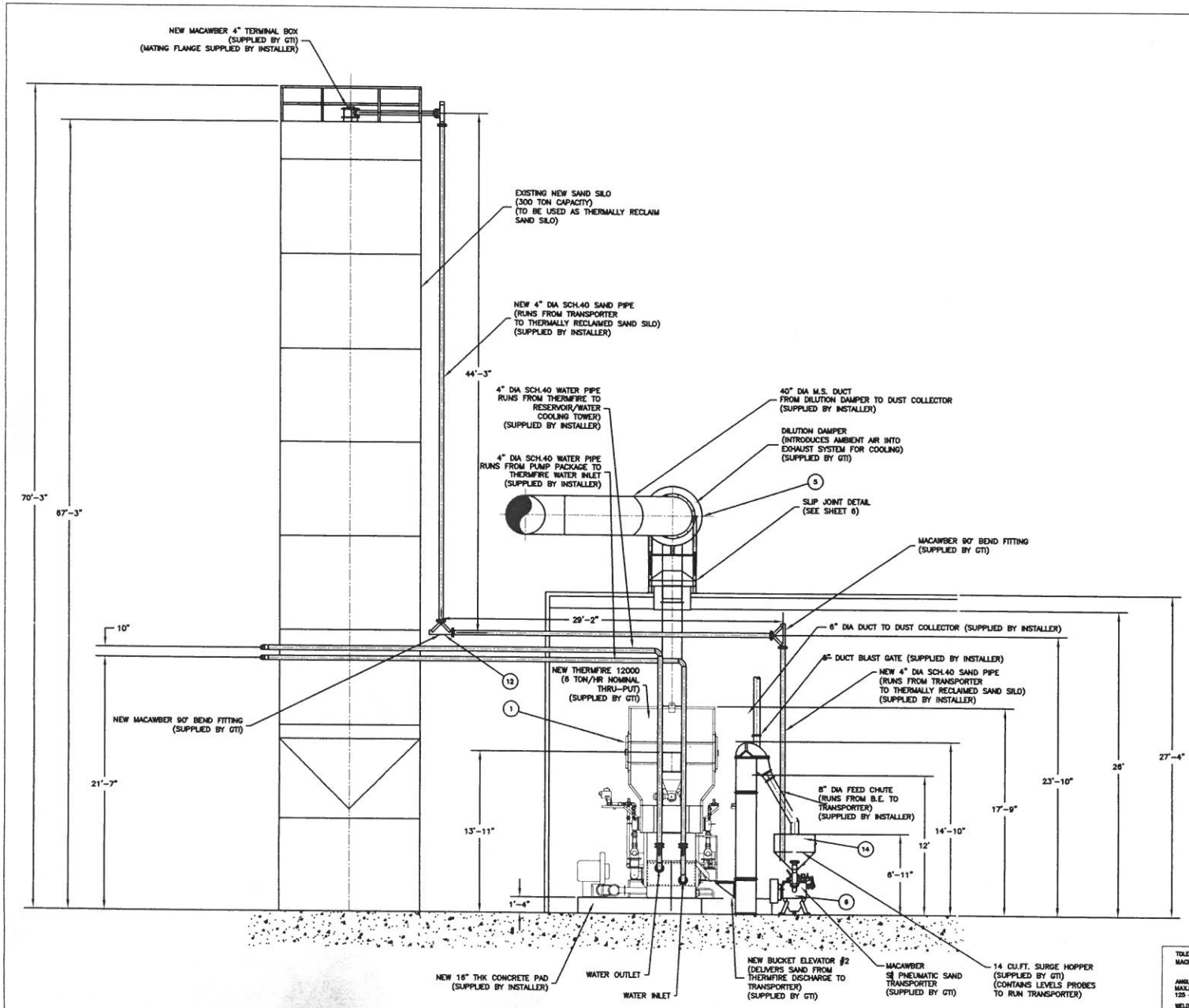

BILL OF MATERIAL

ITEM	PART NO.	QTY	DESCRIPTION	MAT'L.
1	TF12-A007	1	THERMFIRE 12000	
2		1	DUST COLLECTOR 40,000 CFM/AIR PRES CONTROLLER	
3		2	COOLING TOWER-GLYCOL	
4		1	WATER PUMP PACKAGE	
5		1	DILUTION DAMPER	
6	MODEL S4/4	1	TRANSPORTER MACAWBER	
7	U2-800	1	BUCKET ELEVATOR #1-UNIVERSAL - 20'-6" DISCHARGE	
8	U2-800	1	BUCKET ELEVATOR #2- UNIVERSAL - 12' DISCHARGE	
9		1	ELECTROMAGNETIC SCREENING FEEDER	
10	MDS1212RA109	1	MAG SEPARATOR - M8	
11		1	MACAWBER BEND FITTING - 90 DEGREES - 4"	
12		3	MACAWBER BEND FITTING - 90 DEGREES - 4"	
13		1	MACAWBER TERMINAL BOX - 4"	
14		1	SURGE HOPPER - 14 CU FT	
15		1	THERMFIRE CONTROL PANEL	
16		1	DUST COLLECTOR POWER PANEL	
17		1	DUST COLLECTOR SEQUENCER PANEL	

NOTES:

1) ALL WATER RUNS AND FITTINGS TO BE SUPPLIED BY CUSTOMER.

2) NOTE THE REQUIRED SLOPE ON ALL WATER PIPING TO AND FROM THE COOLING TOWER.

3) ALL SAND RUNS AND FITTINGS TO BE SUPPLIED BY INSTALLER (GTI WILL SUPPLY BENDS FITTINGS & TERMINAL) BOXES UNLESS OTHERWISE NOTED.)

4) GTI RECOMMENDS THE USE OF A53-GRADE B SCH 40 PIPE FOR ALL PRESSURIZED WATER AND SAND PIPING. PVC PIPE MAY BE USED FOR WATER DRAIN LINE FROM COOLING TOWER TO RESERVOIR.

5) GTI RECOMMENDS STRAIGHT DUCT RUNS FROM THERMFIRE TO DUST COLLECTOR BE 12 GA. MINIMUM. ALL BENDS TO BE 10 GA. MINIMUM AND MUST HAVE A MINIMUM CENTER LINE RADIUS OF 2 x DUCT DIAMETER UNLESS OTHERWISE NOTED.

6) ALL WATER AND SAND RUNS MUST BE ADEQUATELY SUPPORTED.

7) ADEQUATE WATER TREATMENT TO BE RESEARCHED AND IMPLEMENTED BY CUSTOMER.

8) INSTALLER TO SUPPLY AIR LINES TO ALL CONNECTION POINTS c/w COALESCING FILTER/REGULATORS WHERE NOTED ON DRAWINGS.

9) BEND FITTING NUMBERS MAY DIFFER FROM AMOUNTS SHOWN

10) PIPE LENGTHS AND ROUTING MAY DIFFER FROM WHATS SHOWN

APPROVED BY

NAME:

SIGNATURE:

DATE:

DRAWINGS MUST BE APPROVED

REV.	DATE	DWN	DESCRIPTION

DO NOT SCALE — THIRD ANGLE PROJECTION — SCALE 1 : 50

KEOKUK, IOWA — DRAWN BY DDD

THERMAL RECLAMATION SYSTEM SECTION B-B

TOLERANCES-UNLESS OTHERWISE NOTED
MACHINING .X ±.1" .XX ±.02" .XXX ±.005"
ANGLE ±.5°
MAXIMUM MACHINED SURFACE ROUGHNESS 125 √ MICROINCHES
WELD FABRICATION ±1/16"
ANGLE ±.5°

GTI GUDERSON THERMFIRE INTERNATIONAL INC.
430 NEPTUNE CRESCENT, LONDON, ONTARIO, CANADA N6H 1A1
TEL: 519 451 5320 FAX: 519 453 8753

COPYRIGHT, TRANSMITTAL TO OTHERS OR USE IN ANY WAY DETRIMENTAL TO OUR INTERESTS IS PROHIBITED

DATE	SHEET No.	SHEET SIZE	DRAWING No.	REV. No.
FEB 12, 2008	4 OF 7	D	TF12 - P019	1

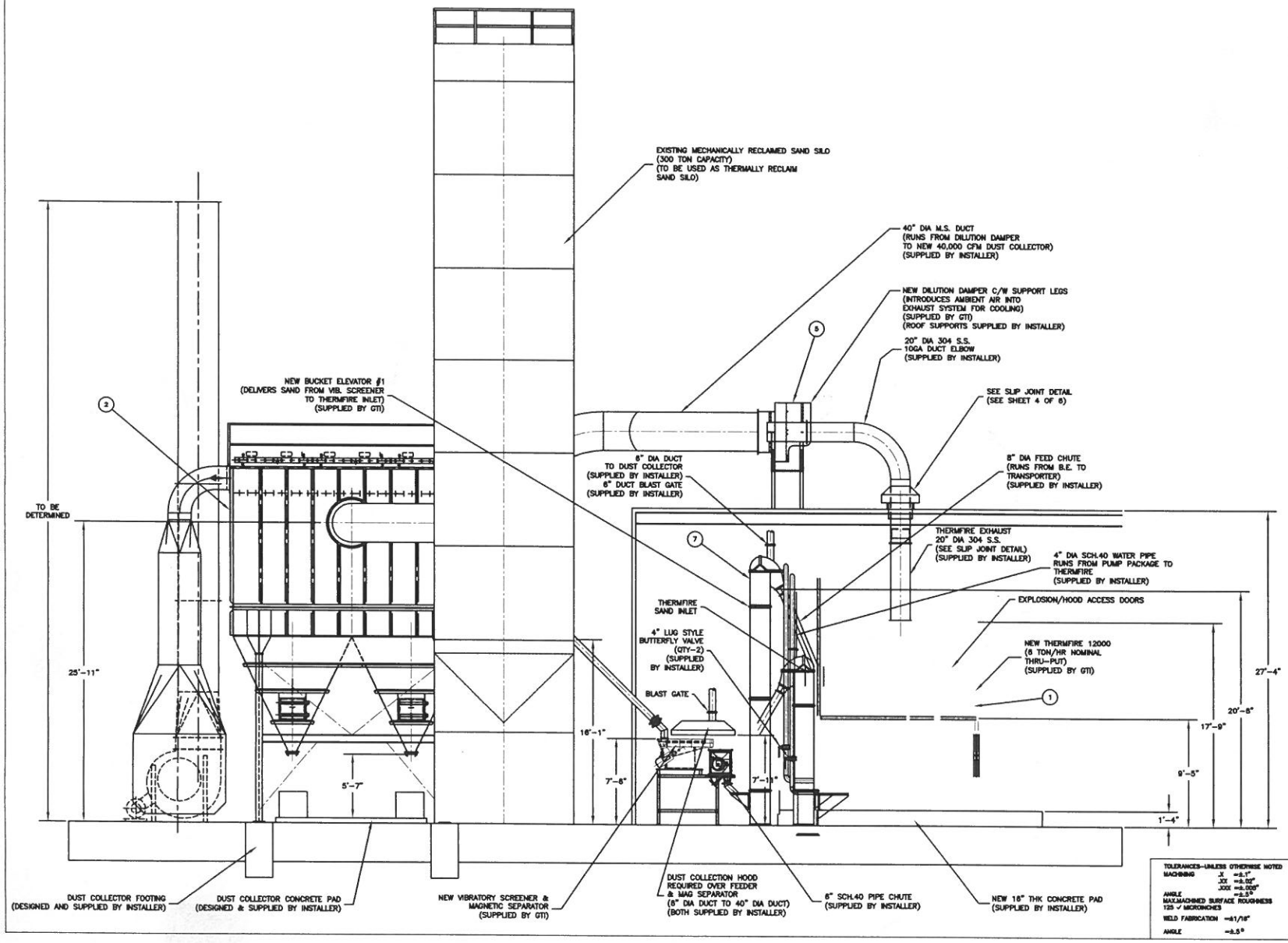

BILL OF MATERIAL

ITEM	PART NO.	QTY	DESCRIPTION	MAT'L
1	TF12-A007	1	THERMFIRE 12000	
2		1	DUST COLLECTOR 40,000 CFM/AIR PRES CONTROLLER	
3		2	COOLING TOWER-GLYCOL	
4		1	WATER PUMP PACKAGE	
5		1	DILUTION DAMPER	
6	MODEL 34/4	1	TRANSPORTER MACAWBER	
7	U2-800	1	BUCKET ELEVATOR #1-UNIVERSAL - 20'-8" DISCHARGE	
8	U2-800	1	BUCKET ELEVATOR #2- UNIVERSAL - 12' DISCHARGE	
9		1	ELECTROMAGNETIC SCREENING FEEDER	
10	MDS1212RA109	1	MAG SEPARATOR - IM	
11		1	MACAWBER BEND FITTING - 60 DEGREES - 4"	
12		3	MACAWBER BEND FITTING - 90 DEGREES - 4"	
13		1	MACAWBER TERMINAL BOX - 4"	
14		1	SURGE HOPPER - 14 CU FT	
15		1	THERMFIRE CONTROL PANEL	
16		1	DUST COLLECTOR POWER PANEL	
17		1	DUST COLLECTOR SEQUENCER PANEL	

NOTES:

1) ALL WATER RUNS AND FITTINGS TO BE SUPPLIED BY CUSTOMER.

2) NOTE THE REQUIRED SLOPE ON ALL WATER PIPING TO AND FROM THE COOLING TOWER.

3) ALL SAND RUNS AND FITTINGS TO BE SUPPLIED BY INSTALLER (GTI WILL SUPPLY BENDS FITTINGS & TERMINAL) BOXES UNLESS OTHERWISE NOTED.)

4) GTI RECOMMENDS THE USE OF A53-GRADE B SCH 40 PIPE FOR ALL PRESSURIZED WATER AND SAND PIPING. PVC PIPE MAY BE USED FOR WATER DRAIN LINE FROM COOLING TOWER TO RESERVOIR.

5) GTI RECOMMENDS STRAIGHT DUCT RUNS FROM THERMFIRE TO DUST COLLECTOR BE 12 GA. MINIMUM. ALL BENDS TO BE 10 GA. MINIMUM AND MUST HAVE A MINIMUM CENTER LINE RADIUS OF 2 x DUCT DIAMETER UNLESS OTHERWISE NOTED.

6) ALL WATER AND SAND RUNS MUST BE ADEQUATELY SUPPORTED.

7) ADEQUATE WATER TREATMENT TO BE RESEARCHED AND IMPLEMENTED BY CUSTOMER.

8) INSTALLER TO SUPPLY AIR LINES TO ALL CONNECTION POINTS c/w COALESCING FILTER/REGULATORS WHERE NOTED ON DRAWINGS.

9) BEND FITTING NUMBERS MAY DIFFER FROM AMOUNTS SHOWN

10) PIPE LENGTHS AND ROUTING MAY DIFFER FROM WHATS SHOWN

APPROVED BY

NAME: _____

SIGNATURE: _____

DATE: _____

DRAWINGS MUST BE APPROVED

TOLERANCES-UNLESS OTHERWISE NOTED
MACHINING .X =±.1"
.XX =±.02"
.XXX =±.005"
ANGLE =±.5°
MAX.MACHINED SURFACE ROUGHNESS 125 ✓ MICROINCHES
WELD FABRICATION =±1/16"
ANGLE =±.5°

REV.	DATE	DWN	DESCRIPTION

DO NOT SCALE — THIRD ANGLE PROJECTION — SCALE 1 : 50

CLIENT: KEOKUK, IOWA

DRAWN BY: DDD

TITLE: THERMAL RECLAMATION SYSTEM SECTION A-A

GTI GUDGEON THERMFIRE INTERNATIONAL INC.
450 NEPTUNE CRESCENT, LONDON, ONTARIO, CANADA N6M 1A1
TEL: 519 651 5380
FAX: 519 453 8763

COPYING, TRANSMITTAL TO OTHERS OR USE IN ANY WAY DETRIMENTAL TO OUR INTERESTS IS PROHIBITED

DATE	SHEET No.	SHEET SIZE	DRAWING No.	REV. No.
FEB 12, 2008	5 OF 7	D	TF12 - P019	1

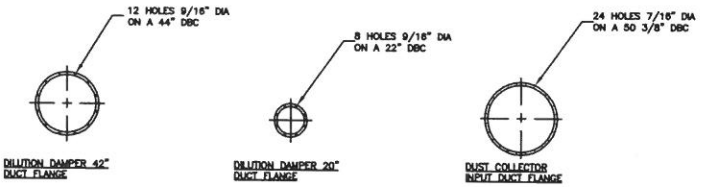

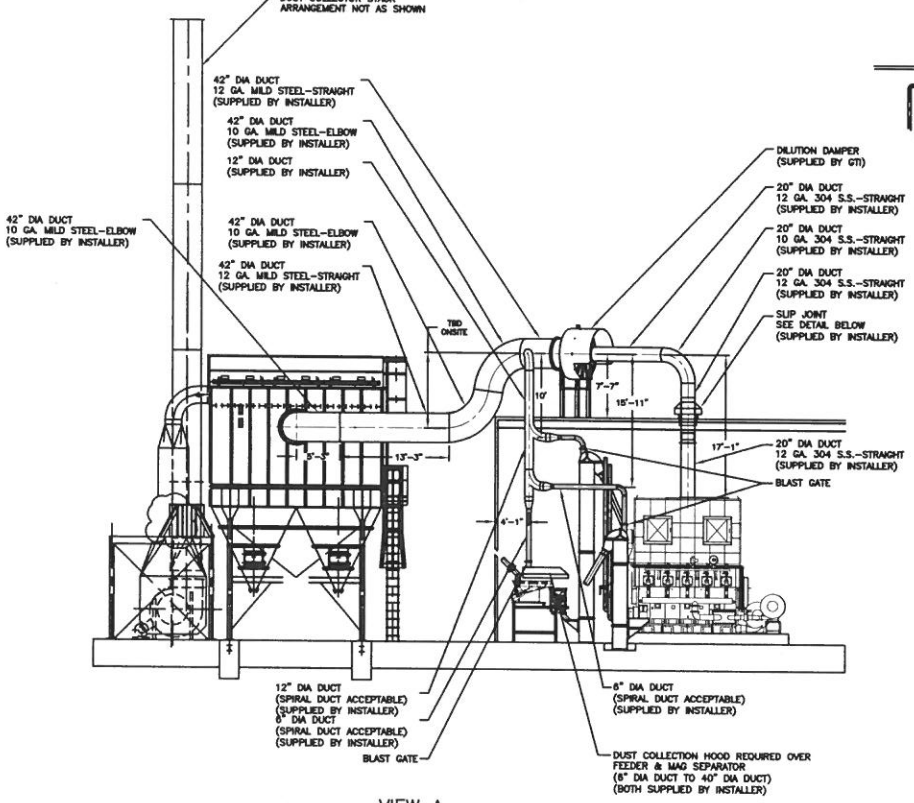

VIEW A

NOTE: DUCT SUPPORTS TO BE DESIGNED AND SUPPLIED BY INSTALLER.

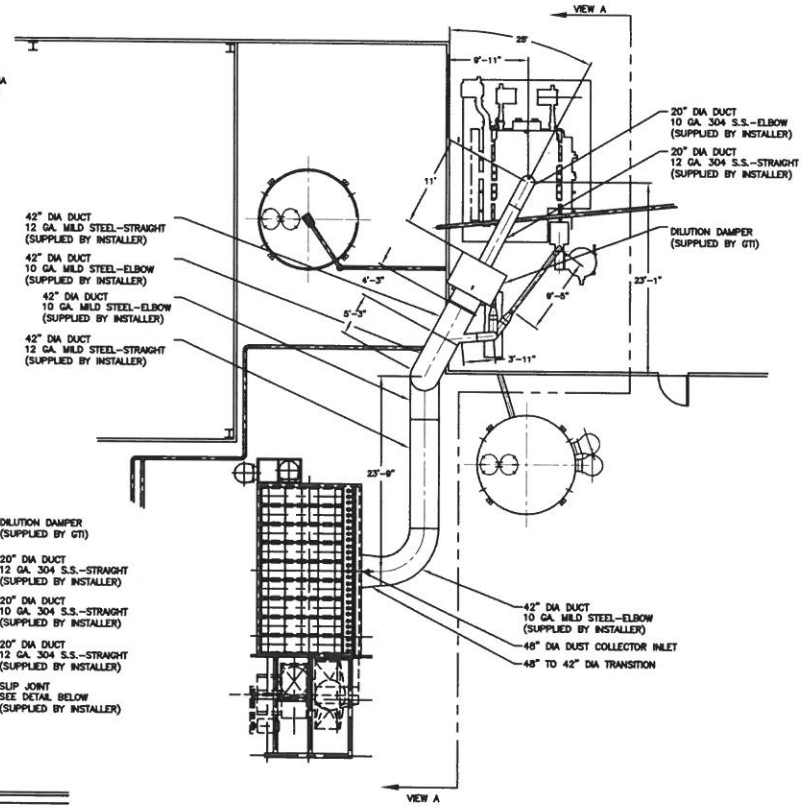

PLAN VIEW

NOTE: DUCT SUPPORTS TO BE DESIGNED AND SUPPLIED BY INSTALLER.

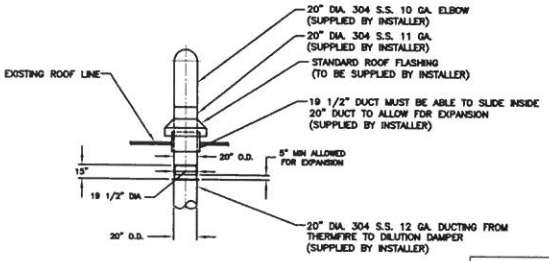

EXHAUST SLIP JOINT DETAIL

BILL OF MATERIAL

ITEM	PART NO.	QTY	DESCRIPTION	MAT'L
1	TF12-A007	1	THERMFIRE 12000	
2		1	DUST COLLECTOR 40,000 CFM/AIR PRES CONTROLLER	
3		2	COOLING TOWER-GLYCOL	
4		1	WATER PUMP PACKAGE	
5		1	DILUTION DAMPER	
6	MODEL 34/4	1	TRANSPORTER MACAWBER	
7	U2-600	1	BUCKET ELEVATOR #1-UNIVERSAL - 20'-6" DISCHARGE	
8	U2-600	1	BUCKET ELEVATOR #2- UNIVERSAL - 12' DISCHARGE	
9		1	ELECTROMAGNETIC SCREEDING FEEDER	
10	MDS1212RA10B	1	MAG SEPARATOR - 8M	
11		1	MACAWBER BEND FITTING - 90 DEGREES - 4"	
12		3	MACAWBER BEND FITTING - 90 DEGREES - 4"	
13		1	MACAWBER TERMINAL BOX - 4"	
14		1	SURGE HOPPER - 10 CU FT	
15		1	THERMFIRE CONTROL PANEL	
16		1	DUST COLLECTOR POWER PANEL	
17		1	DUST COLLECTOR SEQUENCER PANEL	

NOTES:

1) ALL WATER RUNS AND FITTINGS TO BE SUPPLIED BY CUSTOMER.

2) NOTE THE REQUIRED SLOPE ON ALL WATER PIPING TO AND FROM THE COOLING TOWER.

3) ALL SAND RUNS AND FITTINGS TO BE SUPPLIED BY INSTALLER (GTI WILL SUPPLY BENDS FITTINGS & TERMINAL) BOXES UNLESS OTHERWISE NOTED.)

4) GTI RECOMMENDS THE USE OF A53-GRADE B SCH 40 PIPE FOR ALL PRESSURIZED WATER AND SAND PIPING. PVC PIPE MAY BE USED FOR WATER DRAIN LINE FROM COOLING TOWER TO RESERVOIR (IF APPLICABLE).

5) GTI RECOMMENDS STRAIGHT DUCT RUNS FROM THERMFIRE TO DUST COLLECTOR BE 12 GA. MINIMUM. ALL BENDS TO BE 10 GA. MINIMUM AND MUST HAVE A MINIMUM CENTER LINE RADIUS OF 2 x DUCT DIAMETER UNLESS OTHERWISE NOTED.

6) ALL WATER AND SAND RUNS MUST BE ADEQUATELY SUPPORTED.

7) ADEQUATE WATER TREATMENT TO BE RESEARCHED AND IMPLEMENTED BY CUSTOMER (IF APPLICABLE).

8) INSTALLER TO SUPPLY AIR LINES TO ALL CONNECTION POINTS c/w COALESCING FILTER/REGULATORS WHERE NOTED ON DRAWINGS.

9) BEND FITTING NUMBERS MAY DIFFER FROM AMOUNTS SHOWN

10) PIPE LENGTHS AND ROUTING MAY DIFFER FROM AMOUNTS SHOWN

APPROVED BY

NAME:

SIGNATURE:

DATE:

DRAWINGS MUST BE APPROVED

REV.	DATE	DWN	DESCRIPTION

DO NOT SCALE — THIRD ANGLE PROJECTION — SCALE 1 : 90

KEOKUK, IOWA

DRAWN BY DAT

THERMAL RECLAMATION SYSTEM
DUCTWORK LAYOUT

TOLERANCES-UNLESS OTHERWISE NOTED
MACHINING .X ±0.1"
.XX ±0.02"
.XXX ±0.005"
ANGLE ±0.5°
MAXIMUM MACHINED SURFACE ROUGHNESS
125 √ MICROINCHES
WELD FABRICATION ±1/16"
ANGLE ±0.5°

GTI GUDGEON THERMFIRE INTERNATIONAL INC.
480 NEPTUNE CRESCENT,
LONDON, ONTARIO,
CANADA, N6B 1A1
TEL: 519 661 8300
FAX: 519 663 8763

COPYING, TRANSMITTAL TO OTHERS OR USE IN ANY WAY DETRIMENTAL TO OUR INTERESTS IS PROHIBITED

DATE DEC 3, 2008 | SHEET NO. 6 OF 8 | SIZE D | DRAWING No. TF12 - 1000 | REV. No. 1