






 **Reference:** TG-ML 6.0 ELC  
 **Brand:** Almac  
 **Model:** ML 6.0 BL ELC (S2)  
 **Year:** 2026  
 **Measures:** 2400X1800X920 mm



 **Youtube link:** <https://youtu.be/l241H5Qujuo>  
 **Weight:** 2.400 Kg

 **Comments:**

- Load capacity: 6,000 kg.
- Maximum speed: 3.6 km/h.
- Radio remote control
- Battery power pack: Lead Crystal (180Ah-48V)
- Non-Marking Tracks
- Lead Crystal Battery Pack (265Ah-48V)
- Electric Motor 2x7,5 kW
- Battery Charger 2x65A-48V (110/220v)
- Direction Control
- Easy Drive
- Automatic Leveling up to 20°
- Dynamic Leveling
- Radio Remote Control
- Double Leveling Undercarriage
- High Speed Kit
- Weight: 2.400 Kgs.

(Check availability)