
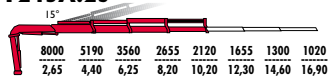




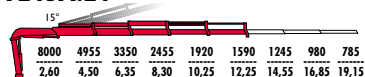
F245A.22



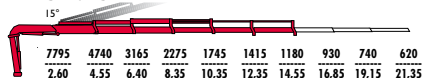
F245A.23



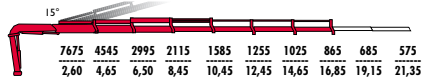
F245A.24



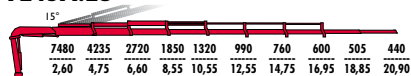
F245A.25



F245A.26




F245A.28



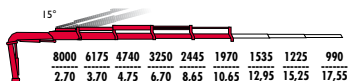
	Height	Reach	Width	Rotation	Torque (Knm)	Pressure (MPa)	Flow (l/min)	Oil	Tank	Lifting Capacity	Lifting Capacity	Lifting Capacity
A.22	23,40	8,10	3,80	420	37,1	30,5	45-65	150	2750	2515	1050	2400
A.23	22,80	10,20	5,80	420	37,1	30,5	45-65	150	2965	2515	1105	2400
A.24	22,30	12,25	7,75	420	37,1	30,5	45-65	150	3175	2515	1105	2400
A.25	21,60	14,55	10,00	420	37,1	30,5	45-65	150	3350	2515	1105	2400
A.26	21,10	16,85	12,20	420	37,1	30,5	45-65	150	3515	2520	1105	2400
A.28	20,10	20,90	16,15	420	37,1	30,5	45-65	150	3775	2550	1165	2400



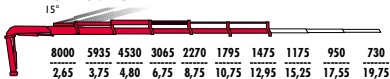
F245AC.23



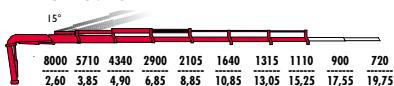
F245AC.24



F245AC.25



F245AC.26



AC.23	23,20	8,60	5,00	420	37,1	30,5	45-65	150	2880	2515	1105	2400
AC.24	22,80	10,65	6,95	420	37,1	30,5	45-65	150	3090	2515	1105	2400
AC.25	22,30	12,95	9,20	420	37,1	30,5	45-65	150	3265	2515	1105	2400
AC.26	22,00	15,25	11,40	420	37,1	30,5	45-65	150	3430	2520	1105	2400